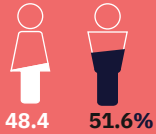


Serbia

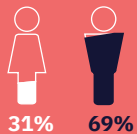
Women Entrepreneurship

Demographics



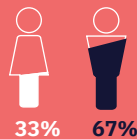
Women constitute 48.4% of the economy's population in 2022. 59% of university graduates in 2020 were young women. Women graduate mostly in education (84%); medical care and social protection (71%); arts and humanities (66%); and social sciences (64%).

Women-led Entities



- Out of all active legal entities contributing to Serbia's GDP, **24.1%** had a woman owner or administrator in 2020.
- According to the data of the Serbian Business Registers Agency, **there were 31%** or 32,733 registered female founded companies in 2020. **In total, there were 96,949 female** entrepreneurs operating in Serbia in 2020.
- There are **97,600 self-employed women in 2022** which is around 3000 less than in 2021.


Women-led Enterprises



- **Women entrepreneurs ran about 33%** of all enterprises of all sizes across Serbia as at the end of 2021.

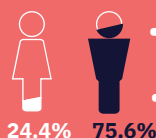
!!! There is no data available about the Size of Enterprises owned by women or Top Industries (Activities).

Legal forms



- In 2020, **16% of total companies were single-member companies*** owned by women with 100% shares.
- **25% of total companies** in 2020 were **multi-member companies**** owned by women.

Women in agriculture

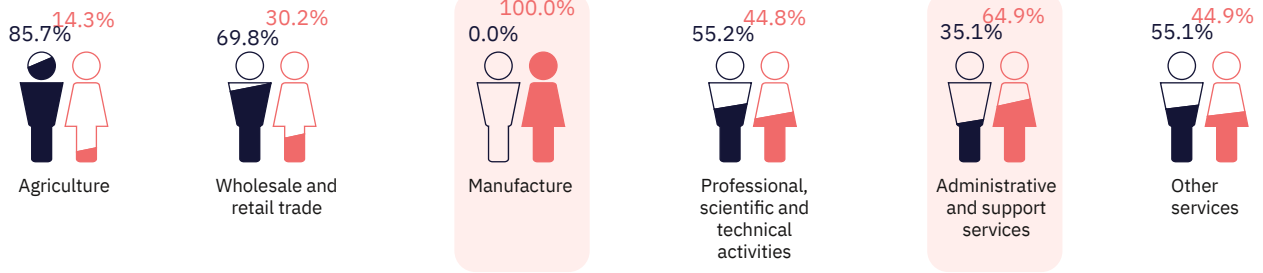


- Out of 564,540 farmers in 2018, only 86,155 or **15.2 %** were women
- As at the end of 2021, **24.4 of registered new entities were women in agriculture**


* A single owner is the one person who is the only founder and owner of the company. It can be an enterprise or LLC.

** Multi-member company is a company owned by more than one legal entity or natural person.


Self-employment by sex, age and economic activity (%)



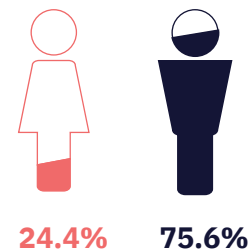
Active enterprises by gender of owner/administrator 2020




Women-led Entities by gender 2020



Women in Agriculture 2021



Members and regularly employed labour force at holding, by sex and legal status of holding and region



Source: The data in this infographic have been accessed from:

1. Women and men in Serbia, 2020
2. Eurostat, 2021
3. National gender profile of agriculture and rural livelihoods – Serbia, (FAO 2020)
4. Agency for Business Registry
5. Labour force survey, 2022, Statistical Office