

GOVERNMENT OF ALBANIA

REPORT ON THE IMPLEMENTATION OF ROMA INTEGRATION PUBLIC POLICY IN ALBANIA FOR 2018

This report is prepared by the Ministry of Health and Social Protection in Albania with the support of the “Roma Integration 2020” project implemented by the Regional Cooperation Council with the financial support of European Union and Open Society Foundations and the “Economic and Social Empowerment for Roma and Egyptians – a booster for social inclusion” (ESERE) project, funded by European Union and implemented by United Nations Development Programme. The template was adopted on the 2nd Task Force Meeting of the Roma Integration 2020 project, held on 20-21 September 2017 in Belgrade. The data is collected administratively by more than 200 public officials through the web based Romalb system (www.romalb.org).

Albania
2018 Report
June 13, 2019

Contents

- ACRONYMS..... 3
- Institutional Arrangement..... 4
- General information 4
- Inter-disciplinary body..... 4
- Executive Summary 6
- KEY ACHIEVEMENTS AND RECOMMENDATIONS AS PER SECTORIAL PRIORITY AREAS 7
- Measures by Priority Areas 13
- EDUCATION AND PROMOTING INTERCULTURAL DIALOGUE..... 13
- EMPLOYMENT AND VOCATIONAL EDUCATION AND TRAINING (VET)..... 31
- HEALTH 41
- EQUAL ACCESS TO CIVIL REGISTRATION AND JUSTICE 46
- SOCIAL PROTECTION 53
- HOUSING AND URBAN INTEGRATION..... 63
- POLICY COORDINATION, MONITORING AND ASSESSMENT* 69
- Budget 73
- Impact Assessment 2018..... 73
- Graphs of budget planned/spent for all sectors 76
- END NOTE DOCUMENT 80
- EDUCATION AND PROMOTING INTERCULTURAL DIALOGUE..... 80
- EMPLOYMENT AND VOCATIONAL EDUCATION AND TRAINING (VET) 82
- HEALTH..... 83
- b. 49 ophthalmic and goggle visits in Laçi town..... 83
- CIVIL REGISTRATION..... 83
- SOCIAL PROTECTION 84
- POLICY, MONITORING AND ASSESMENT 90

ACRONYMS

ALUIZNI	Agency for Legalization, Urbanization and Integration of Informal Buildings / Areas
CPD	Commissioner for Protection from Discrimination
CPU	Child Protection Unit
DCM	Decision of the Council of Ministers
EU	European Union
EUR	Euro
IOM	International Organization of Migration
INSTAT	Institute of Statistics of the Republic of Albania (<i>Instituti i Statistikave</i>)
ICT	Institute of Curricula and Training
LGU	Local Governmental Unit
MFA	Ministry of Foreign Affairs
MoC	Ministry of Culture
MoFE	Ministry of Finance and Economy
MoHSP	Ministry of Health and Social Protection
MoI	Ministry of Interior
MoJ	Ministry of Justice
MoES	Ministry of Education and Sports
MSWY	Ministry of Social Welfare and Youth
MoE	Ministry of Environment
MoUD	Ministry of Urban Development
MoU	Memorandum of Understanding
N/A	Non available
NAPIRE	National Action Plan for Integration and Roma and Egyptians
NEET	Not in Education, Employment, or Training
NGO	Non-governmental organization
NES	National Employment Service
RADA	Regional Agriculture Development Agency
RED	Regional Educational Directorate
ROMALB	Online Monitoring and Reporting Electronic System
SSS	State Social Service
SOP	Standard Operating Procedures
SII	Social Insurances Institute
UNDP	United Nations Development Programme
VET	Vocational Education and Training
VoT	Victim of Trafficking

Institutional Arrangement

General information	
Reporting year	2018
Economy	Albania
Strategy	National Strategy for Development and Integration 2016-2020
Period	Year 2018
Download link	The National Action Plan for Integration of Roma and Egyptians 2016-2020 ; http://www.al.undp.org/content/albania/en/home/library/poverty/national-action-plan-for-integration-of-roma-and-egyptians-in-th.html

National Roma Contact Point	
Name SURNAME	Merita XHAFAJ
Position	General Director
Department	General Directory of Social Policies
Institution	Ministry of Health and Social Protection
Email	Merita.Xhafaj@shendetesia.gov.al
Mobile #	+355604086825

National Roma Contact point technical support / secretariat [please add as many rows as below, as needed]	
Name SURNAME	Ina KOKEDHIMA
Position	Roma Specialist
Department	Social Inclusion Directory
Institution	MoHSP
Email	Ina.Kokedhima@shendetesia.gov.al
Mobile	+355696127961

Inter-disciplinary body	
Education	
Name SURNAME	Besnik RAMA
Position	Roma Focal Point
Institution	Ministry of Education and Sports
Email/ Phone #	besnik.rama@arsimi.gov.al
Employment	
Name SURNAME	Mimoza HASANI
Position	Roma Focal Point
Institution	Ministry of Finance
Email/ Phone #	mimoza.hasani@financa.gov.al

Health	
Name SURNAME	Jonida SEFERI
Position	Roma Focal Point
Institution	Ministry of Health and Social Protection
Email/ Phone #	Jonida.Seferi@shendetesia.gov.al
Social Protection	
Name SURNAME	Pamela Memo
Position	Roma Focal Point
Institution	Ministry of Health and Social Protection/State Social Service
Email	Pamela.Memo@sherbimisocial.gov.al
Housing	
Name SURNAME	Aida Kureta
Position	Roma Focal Point
Institution	National Employment Service, Ministry of Finance
Email/ Phone #	Aida.Kureta@shkp.gov.al
Civil registration	
Name SURNAME	Edmond GJOLEKA
Position	Roma Focal Point
Institution	Ministry of Interior
Email/ Phone #	edmond_gjoleka@yahoo.com
Culture	
Name SURNAME	Arian Avrazi
Position	Roma Focal Point
Institution	Ministry of Culture
Email	arian.avrazi@kultura.gov.al

Executive Summary

This report provides the progress made in the course of the National Action Plan for Integration of Roma and Egyptians (NAPIRE) implementation during the last three years (2016-2018) as well as the recommendations for further improvements in the sectorial priority areas. It offers an analysis of available evidence on improvements in the situation of Roma and Egyptian minority members during year 2018 in the areas of: Education and Culture, Employment, Health, Housing, Social Protection, and Civil Registration and Access to Justice. The data sources used to evaluate the progress made in 2016-2018, are the data submitted to the ROMALB* electronic system which includes all administrative data coming from line ministries and municipalities.

During the three years of the implementation of the action plan, the mechanisms that ease the access to the civil registration service and to the education for members of Roma and Egyptian minority have been improved and the capacities for identification of Roma and Egyptians at risk of trafficking were strengthened; More opportunities for the equal use of civil registration services and justice for Roma and Egyptians were facilitated; More Roma and Egyptians have full access and inclusion in qualitative education without being subject to segregation; Equal opportunities in formal employment for Roma and Egyptians have been provided; Accessible, affordable and equitable healthcare was ensured to Roma and Egyptians; Housing conditions for Roma and Egyptians were improved.

For 2018, the figures reported by the responsible institutions show an increase in the benefits of the Roma and Egyptian minorities in all the priority areas of NAPIRE, which is evidenced by the positive trend of the number of beneficiaries compared to the annual target and baseline data. This could be the result of the following reasons: improving data reporting system through its online system ROMALB, which enabled MoHSP to have a better picture of reality through the data generated in the source; improving the legal framework which has consequently increased the accountability of implementing / monitoring the institutions' relevant measures in each field and strengthening the roles and responsibilities of the Local Government Units toward providing services for both communities.

The most recent changes in respect of Composition of the Government of Albania and delegation of functions and added responsibility of the implementing institutions of this action plan was accompanied with the changes on the reporting's structures based on increased responsibilities as well as better define of the monitoring institutions.

* The online system for the Action Plan monitoring and progress reporting, RomALB, has been developed and piloted. In the period of 2015-2017, the government with UNDP support worked to update this online system with new monitoring information from the Action Plan and continued to raise capacities for its use.

KEY ACHIEVEMENTS AND RECOMMENDATIONS AS PER SECTORIAL PRIORITY AREAS

EQUAL ACCESS TO CIVIL REGISTRATION AND JUSTICE

Highlights:

- By the end of 2018: **752 Roma and Egyptians** were identified whose residence as per the civil registry did not match with the real one. This figure reported for year 2018 is two times more than that one reported in 2017.
- MoI has constantly built the capacity of civil registrars on the implementation of recommendations for civil registration including those affecting Roma and Egyptians;
- **391 civil registrars** were trained during 2018 on this matter compared to 321 reported in 2017;
- **2,493 Roma and Egyptians** were informed about procedures regarding civil registration and change of residence during the year 2018 compared to 1,082 reported in 2017;
- Standard Operating Procedures (SOP) for multidisciplinary teams to reflect the “Instruction on the manners, forms of cooperation and intervention procedures to help vulnerable children, for the main institutions and structures responsible for child protection” and include monitoring standards were revised and approved during 2018.
- **337 members** of the multidisciplinary teams have been trained on the SOP and Child Protocol during the year 2018.

Recommendations for improvements:

- MoFA should be more proactive on sharing information regarding the number of Roma and Egyptians who benefit from reimbursement of the legalization document charged by Albanian consulates
- More support should be offered for both minorities by the MoHSP for providing free court-mandated psychologist services to Roma and Egyptians in need of judicial proceedings, such as divorce, child custody, restraining orders, parental responsibility, and children in conflict with the law.

EDUCATION AND PROMOTING INTERCULTURAL DIALOGUE

Highlights:

- By the end of 2018: **50% more Roma and Egyptian students**, boys and girls, benefitted from scholarships at different levels of education, compared to the figures reported in 2017;
- **15% more Roma and Egyptian girls and boys** of mandatory school age were identified and enrolled into schools through multi-sectorial working groups at the local level compared to the figures reported in 2017;
- **New curricula and textbooks** are compiled in accordance with the curriculum framework and standards for textbooks of pre-university education, including issues of tolerance, marginalization, ethnicity, sexual orientation, gender equality, etc;
- Local Government units were more active on referring families of children, who drop out or were at risk of abandoning compulsory education, to social protection services and other sources of support compared to 2017;

- **34% more Roma and Egyptian women** have worked in auxiliary positions in preschool and basic education during year 2018 compared to 2017.

Recommendations for improvements:

- The indications that there are remaining segregated schools need to be investigated, to be followed up by better distribution of students.
- More efforts should be given to develop and make the database of children of pre-school and compulsory school age (including Roma and Egyptians) functional, in cooperation with the Ministry of Interior, Ministry of Health and Social Protection, civil society and other stakeholders.
- Ministry of Culture and the National Centre of Folklore Activities, as the responsible implementing institutions, need to be more proactive on Translating and publishing Roma literature in Albanian language and vice versa.
- Ministry of Culture should work more on including Roma and Egyptian history, handicrafts and identity in tourism guides and producing brochures about both of these communities in Albania.

Employment and Vocational Education and Training (VET)

Highlights:

- By the end of 2018: **16% more youth** Roma and Egyptians were employed by Regional Employment offices including the individuals who participated in Employment Promotion Programs as well as;
- **120% more completed vocational training courses** versus the figures reported in 2017;
- **374 businesses run by Roma and Egyptians** have profited from the decrease in local taxation during the year 2018;
- The inclusive policies that are being pursued by local government units based on the National Action Plan have also had a very significant impact on the involvement of greater community members in community work during 2018.
- The Decision of Council of Ministers (DCM) no. 56 for "Establishing the concrete Category for disadvantaged groups", which also included national minorities was adapted.
- The Ministry of Finance and Economy has undertaken concrete initiatives for the development of incentive and mitigating policies for the Roma and Egyptian communities, with a view to promoting their employment and for their qualification, training and integration into the labor market.
- The National Employment and Skills Strategy 2014-2020 and the Action Plan for its implementation have foreseen concrete measures to increase the involvement of both minorities in all active labor market programs: employment promotion and vocational education and training programs .
- Labor Offices have priority employment of Roma and Egyptian minorities members.
- Vocational education and employment programs should not characterize the groups but the vulnerability they face.
- One of the most common problems is low education. 94% registered in employment offices have 9 years of education or less, making their employment difficult. Following the completion of the reform and establishment of the National Employment Agency the possibility of employing persons from the Roma and Egyptian minorities will be created.

-

Recommendations for improvements:

- More support should be given to Roma and Egyptian farmers through the mechanism of projects funded by RADA (AZHBR) which will, in turn, encourage employment in the agricultural sector.
- Completion of the study on the position of Roma and Egyptian individual collectors of recyclable waste in the context of granting in concession of dump areas.
- Ongoing capacity building programs for NES and VET system staff on the challenges and good practices for the integration of Roma and Egyptian jobseekers/entrepreneurs in the labour market should be implemented.

HEALTH

Highlights:

- By the end of 2018; **31,121** free health cards were provided for members of Roma and Egyptian minorities during year 2018;
- **7,753** Roma and Egyptian mothers have received baby and mother care package in 2018 compared to 2,059 mothers reported in 2017;
- **16,650 Roma and Egyptians** have been informed about health problems including mental, physical, reproduction, use of drugs, etc. by mobile teams during 2018, compared to the 10,258 beneficiaries reported in 2017;
- Medical mobile team have increased their role in providing information for both communities' members on physical, mental and reproductive health issues, STDs, child immunization 0-14, drug use, etc. and as such **16,650 Roma and Egyptians** have received such information.

Recommendations for improvements:

- More efforts has to be made by state institutions to involve Roma and Egyptians as employees in health institutions in order to increase the quality of service for members of both communities.
- More health care workers should be trained every year on equitable service provision to people living on the street or in substandard housing, including Roma and Egyptians.
- Increase the role and responsibilities of primary health care workers for the identification of R/E pregnant women and their inclusion in the health state services offered for this category.
- More action should be taken from MoHSP on preparing user-friendly information and promotional materials on health issues including in Romani language and with visuals.

SOCIAL PROTECTION

Highlights:

- By the end of 2018; **1,161 Roma and Egyptian families** (5,805 individuals) who were included during year 2018 in the economic aid scheme, also benefitted from other services with referral from the social administrator versus 1,024 reported on 2017;

- **63 mobile teams** composed by the social workers of the local units in order to identify the problems with members of both minorities in the field have functioned during year 2018 versus 47 mobile teams reported on 2017;
- **1,046 Roma and Egyptian children** have followed compulsory education and consequently, their families have benefited from extras in economic aid during 2018 versus 899 children reported in 2017;
- The employment and integration of members of both minorities in society has generally affected the reduction of beneficiaries in residential centers and the removal from the support scheme;
- **54 community centers** aiming on provision of integrated social care services, especially in the most disadvantaged areas were established during 2018;
- **132 social enterprises** benefited during the year 2018 as a result of the support provided by government. Most of the data is reported from Cerrik Municipality (70 cases).
- Drafting and adoption of 16 normative acts related to the need to become operational in the system of social care services, in accordance with the Law no.121, date 21.11.2016 "On Social Services" and social enterprises in implementation of Law 65/2016.
- Adoption of Decision on Social Fund Raising as supportive funding mechanism for the establishment of new services in 61 municipalities of the country as well as the definition of vulnerable categories that account for 30% of employment in social enterprises.
- 54 community centers have been set up and continue to be operational during 2018.
- Efforts to bring families out of the Economic Aid Scheme consist of the agreement between the State Social Services and the NES to provide three employment opportunities for individuals who are part of the scheme.
-

Recommendations for improvements:

- More support by MoHSP to continue capacity building of social administrators who should facilitate access to Roma and Egyptian services.
- More efforts has to be made to enhance the reintegration skills of Roma and Egyptian families emerging from the Transit Center.

HOUSING AND URBAN INTEGRATION

Highlights:

- By the end of 2018: More Roma and Egyptian families were included in the direct and indirect housing programmes during the year 2017;
- As such, **127 Roma and Egyptian families** were able to pay the social housing rent during the year 2018 compared to 42 families reported on 2017;

- **22 Municipalities** have applied to the MoFE and are supported with funds during the year 2018. The projects contributed for improving of housing for both communities located in the following municipalities: Belsh, Cërrik , Devoll, Dibër, Divjake, Durrës, Elbasani, Fier, Kelcyre, Korçë, Krujë, Kuçovë, Librazhd, Lushnje, Maliq 2, Patos , Përmet, Pogradec 4, Prenjas, Roskovec 1, Shkodër, Vau Dejes 1- These projects were realized with a total investment value of EURO 3,055,109 with 424 benefiting families .

Recommendations for improvements:

- The new administrative and territorial reform has dictated the need for more support and training for local government staff for the preparation of narrative and financial proposals, with the aim of attracting funds and implementing housing projects responding to the needs of Roma and Egyptians and preventing segregation.
- Lack of reporting on statistics poses a problem for monitoring progress on legalization issues.
- A better inter-disciplinary expertise will ensure an efficient management of the housing fund and the implementation of new social housing programmes.

POLICY COORDINATION, MONITORING AND ASSESSMENT

Highlights:

- By the end of 2018: 80% of the municipalities were active in entering data in the ROMALB system.
- The 2018 progress report requires more information than those generated by ROMALB electronic system. There is no INSTAT data for Impact Assessment indicators, mainly those belonging to Roma and Egyptian minorities. In 2018, some additional data were collected manually.

Recommendations for improvements:

- Improvement of the accuracy of indicators data and budget planned/spent is needed.
- The progress report on NAPIRE implementation needs to become an ongoing process. In order to collect required data for the 2019 progress report on time, including data from municipalities, the report preparation should start during the last quarter of 2019. Continuous mentoring of users of the RomAlb electronic system is important. It is necessary that the new focal points in the Municipalities assigned after the new local elections as well as focal points in the line ministry and subordinate institutions should be trained . This training process should start in September 2019 with the purpose of timely generation of the 2019 report.
- ROMALB electronic system needs to be expanded and updated in accordance to the NAPIRE changes in the near future and requirements of the progress report “template” so that all necessary information required can be generated automatically.
- Given that CENSUS is not very representative for the Roma / Egyptian minorities, a survey dedicated to the Roma / Egyptian community to feed all Impact Assessment indicators can be carried out, by MoHSP by the end of 2019. This survey, reiterated in 2020, can also be used as an end line for 2016-2020 Action Plan’s indicators.

- Impact Assessment indicators should be included at ROMALB system. In this way, in the 2019 report, the data of these indicators will be updated in real time by the responsible institutions, including INSTAT.
- Collaboration between central and local government institutions is important for the success of implementing of Action Plan measures. Promotion of positive models from different municipalities as well as their replication where there is room and opportunity is important.

Measures by Priority Areas

EDUCATION AND PROMOTING INTERCULTURAL DIALOGUE			
Goal: Roma and Egyptians are eligible to full access and inclusion in qualitative education without being subject to discrimination and segregation.			
Total budget	EUR [†] 21,248,356		
Indicator	By the end of 2020, 70% more boys and girls of the Roma/Egyptian communities manage to complete all levels of education and 100% complete pre-school education.		
Base line 2015	Roma Total	Roma female	Total population
	30,908		
Milestone 2018			
Budget planned 2018	EUR 2,985,828		
Budget spent 2018	EUR 1,941,946		
Achievement 2018	Roma	Romani Woman	Overall population
	37,293	18,010	444,635
Objective 1: More Roma and Egyptian boys and girls that complete all levels of education.			
More Roma and Egyptian boys and girls that complete all levels of education.			
Total budget	EUR 24,446,080		
Indicator	By the end of 2020, 70% more boys and girls of the Roma and Egyptian communities manage to complete all levels of education and 100% complete pre-school education.		
Baseline (2015)	Roma Total	Roma female	Total population
	26,224		
Milestone 2018	By the end of 2018, 44% more Roma and Egyptian children identified who are absent from the pre-school and compulsory education system in order to ensure their enrolment.		
Budget planned 2018	EUR 2,837,668		
Budget spent 2018	EUR 1,908,749		
Achievement 2018	Roma	Romani Woman	Overall population
	30,239	14,629	444,508

[†] (Exchange rate: 1 Euro = 125 ALL)

Measures under objective 1 implemented in 2018			
M1.1	Enrolling all Roma and Egyptian children in pre-school and compulsory education.		Total Budget planned (2018)
	<p>13,987 Roma and Egyptian boys and girls were enrolled in and attended pre-school education and compulsory education during year 2018. Data shows that 6,540 were female and 7,447 were male; 4,500 were Roma and 9,487 were Egyptian; 10,900 resided in urban areas and 3,087 resided in rural ones.</p> <p>2018 target was 4,848 children and the performance against target is 274 percent.</p> <p>The MoES is the responsible implementing institution.</p> <p><i>(Additional explanation related to this measure is provided at the attached end-note document).</i></p> <p><i>Year 2015 baseline: 4,437 Roma and Egyptian</i> <i>Year 2016 achieved : 12,801 Roma and Egyptian</i> <i>Year 2017 achieved: 13,583 Roma and Egyptian</i> <i>Year 2018 achieved: 13,987 Roma and Egyptian</i></p>		EUR 58,860
			Total Budget spent (2018)
			EUR 58,860
	Roma	Romani Woman	Overall Population
	13,987	6540	400,697
	Urban	Rural	
	10,900	3,087	
M1.2	Enrolling Roma and Egyptian children in pre-school and compulsory education by excluding them from financial guarantees or food allowances.		Total Budget planned (2018)
	<p>648 Roma and Egyptian children were exempted from boarding fees in pre-school education during 2018.</p> <p>During year 2018, there is a slightly increase of number of Roma and Egyptian children exempted from boarding fees in pre-school compared to the data reported for year 2017.</p> <p>Data shows that 303 were girls and 345 were boys. There were 223 Roma children and 425 Egyptian ones. No data available as to division urban/rural. The target for 2018 was 4,121 children and the 2018 performance against target is 15 percent.</p> <p>The MoES and local government units are the responsible implementing institutions.</p> <p><i>Year 2015 Baseline: 4,000 Roma and Egyptian</i> <i>Year 2016 achieved : 325 Roma and Egyptian</i> <i>Year 2017 achieved: 511 Roma and Egyptian</i> <i>Year 2018 achieved: 648 Roma and Egyptian</i></p>		EUR 415,296
			Total Budget spent (2018)
			EUR 62,294

	Roma	Romani Woman	Overall population
	648	303	
M1.3	Increasing the number of Roma and Egyptian pre-school educators and teachers (men and women) in compulsory education.		Total Budget planned (2018)
	<p>96 Roma and Egyptian were working as pre-school educators or teachers in compulsory education during 2018 against 99 reported for year 2017. Data shows that 64 were female and 32 were male; 14 were Roma and 85 Egyptians; 57 were from urban areas and 39 from rural ones. The target for 2018 was 96 pre-school educators or teachers and the performance against target was 100 percent. The MoES is the responsible implementing institution.</p> <p><i>Year 2015 Baseline: 93 Roma and Egyptian</i> <i>Year 2016 achieved : 85 Roma and Egyptian</i> <i>Year 2017 achieved: 99 Roma and Egyptian</i> <i>Year 2018 achieved: 96 Roma and Egyptian</i></p>		No Cost
			Total Budget spent (2018)
			No Cost
	Roma	Romani women	Overall population
	96	64	29,530
M1.4	Introducing auxiliary positions for Roma and Egyptians in preschool and basic education (for homework and studying assistance in lower grades, 1-4).		Total Budget planned (2018)
	<p>There are 2 indicators for this measure. The MoES is the responsible implementing institution.</p> <p>First indicator: 1,116 Roma and Egyptian boys and girls have benefitted from homework and studying support during 2018 against 609 reported for year 2017. Data shows that 366 were Roma and 750 Egyptians; 950 were from urban areas and 166 from rural ones. The 2018 target for this indicator was 1,420 and performance against target is 78 percent.</p> <p><i>Year 2015 Baseline: 1,300 Roma and Egyptian</i> <i>Year 2016 achieved : 621 Roma and Egyptian</i> <i>Year 2017 achieved: 609 Roma and Egyptian</i> <i>Year 2018 achieved: 1,116 Roma and Egyptian</i></p>		EUR 1,318,464
			Total Budget spent (2018)
			EUR 1,028,401
	Roma	Romani Woman	Overall population
	1,116	750	

	<p>Second indicator: 59 Roma and Egyptian women have worked in auxiliary positions in preschool and basic education during year 2018 against 44 reported for year 2017 (34 percent more). 8 of them belonged to the Roma community and 51 were part of the Egyptian one.</p> <p><i>(Additional explanation related to this measure is provided at the attached end-note document).</i></p>		
	Roma	Romani Woman	Overall population
	59	59	
M1.5	<p>Organizing after-school courses where Roma and Egyptian parents with education deficiencies can be invited to join and learn to write with their children.</p> <p>1,107 Roma and Egyptian parents have joined after-school courses with their children during year 2018 against 1,704 reported during year 2017.</p> <p>From this group, 685 were female and 422 male; 435 were Roma and 672 Egyptian; 851 were from urban areas and 256 were from rural ones. Inclusion policies applied by the MoES over the past two years have positively affected the increase in the number of Roma parents who have joined after-school courses with their children. Year 2018 performance against target is 92 percent. MoES is the responsible implementing institution.</p> <p><i>(Additional explanation related to this measure is provided at the attached end-note document).</i></p> <p>Year 2016 achieved (Baseline) : 1,106 Roma and Egyptian Year 2017 achieved: 1,704 Roma and Egyptian Year 2018 achieved: 1,107 Roma and Egyptian</p>		Total Budget planned (2018)
			EUR 28,000
			Total Budget spent (2018)
			EUR 25,760
	Roma	Romani Woman	Overall population
	1,107	685	
	Urban	Rural	
	851	256	
M1.6	<p>Establishing support classes in higher grades (5-9) for children with learning difficulties, including Roma and Egyptians.</p> <p>419 Roma and Egyptian children with learning difficulties were involved in support classes in the higher grades (5-9) during 2018. Data shows that 224 were female and 195 male; 175 were Roma and 244 Egyptian; 355 were from urban areas and 64 were from rural ones. Year 2018 performance against target is 85 percent. There continues to be a downward trend in the number of Roma and Egyptian children with learning difficulties who were involved in support classes in the higher</p>		Total Budget planned (2018)
			EUR 5,600
			Total Budget spent (2018)
		EUR 4,760	

	<p>grades. This is because of an increase in the quality of the children of both communities as a result of their inclusion in pre-school education and consequently the number of those who have difficulty learning is decreased.</p> <p>In each school, where Roma and Egyptian children were present, two hours per week support classes in higher grades (5-9) for children with learning difficulties including Roma and Egyptians were foreseen to be organized. The highest number for this indicator is reported from Tirana (187) and Elbasan (75).</p> <p>The MoES is the responsible implementing institution.</p> <p><i>Year 2016 Baseline achieved : 685 Roma and Egyptian</i> <i>Year 2017 achieved: 509 Roma and Egyptian</i> <i>Year 2018 achieved: 419 Roma and Egyptian</i></p>		
	Roma	Romani Woman	Overall population
	419	224	
	Urban	Rural	
	355	64	
M1.7	<p>Including Roma and Egyptian parents in school activities and boards.</p> <p>89 Roma and Egyptian parents were members of school boards during year 2018. Data shows that 41 were female and 48 male, 30 were Roma and 59 Egyptian, 63 were from urban areas and 26 from rural ones. The 2018 target for this indicator was 107 and the performance against target is 83 percent.</p> <p>The MoES is the responsible implementing institution.</p> <p><i>(Additional explanation related to this measure is provided at the attached end-note document).</i></p> <p><i>Year 2015 Baseline: 98 Roma and Egyptian</i> <i>Year 2016 achieved : 71 Roma and Egyptian</i> <i>Year 2017 achieved: 130 Roma and Egyptian</i> <i>Year 2018 achieved: 89 Roma and Egyptian</i></p>		<p>Total Budget planned (2018)</p> <p>No cost</p> <p>Total Budget spent (2018)</p> <p>No cost</p>
	Roma	Romani Woman	Overall population
	89	41	
	Urban	Rural	
	63	26	
M1.8	<p>Appointing teachers or final-year students as mentors for Roma and Egyptian students in vocational schools.</p> <p>9 Roma and Egyptian students were appointed as mentors in vocational schools during year 2018. This number is reported from Gjirokaster (3) and Shkoder (6). This year performance</p>		<p>Total Budget planned (2018)</p> <p>EUR 6,016</p> <p>Total Budget</p>

	<p>against target is very low 20 percent. Gender disaggregation data is not available. MoHSP is the responsible implementing institution.</p> <p><i>Year 2015 Baseline: 43 Roma mentors</i> <i>Year 2016 achieved : 46 Roma mentors</i> <i>Year 2017 achieved: 46 Roma mentors</i> <i>Year 2018 achieved: 9 Roma mentors</i></p>	<p>spent (2018) EUR 1,203</p>												
	<table border="1"> <tr> <td>Roma</td> <td>Romani Woman</td> <td>Overall population</td> </tr> <tr> <td>9</td> <td>N/A</td> <td>1,061</td> </tr> </table>	Roma	Romani Woman	Overall population	9	N/A	1,061							
Roma	Romani Woman	Overall population												
9	N/A	1,061												
M1.9	<p>Providing free textbooks to Roma and Egyptian girls and boys, as a transitional measure for providing it to all students (for compulsory education and depending on donor support also for secondary education).</p> <p>11,138 Roma and Egyptian children girls and boys have benefitted during year 2018 from free textbooks against 10,957 children benefitted during year 2017. Data shows that 5,294 were female and 5,844 were male. 3,355 were Roma and 7,783 were Egyptian. 8,803 from urban areas and 2,335 from rural ones. The 2017 target for this indicator was 8,998 and the performance against target is 123 percent. There is a high year 2018 performance against target for number of Roma children who benefit from free textbooks for each academic year which has come as a result of an increase of the number of Roma children attending school. The MoES is the responsible implementing institution.</p> <p><i>Year 2015 Baseline: 8,000 Roma and Egyptian</i> <i>Year 2016 achieved : 8,478 Roma and Egyptian</i> <i>Year 2017 achieved: 10,957 Roma and Egyptian</i> <i>Year 2018 achieved: 11,138 Roma and Egyptian</i></p>	<p>Total Budget planned (2018) EUR 287,965</p> <p>Total Budget spent (2018) EUR 356,416</p>												
	<table border="1"> <tr> <td>Roma</td> <td>Romani Woman</td> <td>Overall population</td> </tr> <tr> <td>11,138</td> <td>5,294</td> <td></td> </tr> <tr> <td>Rural</td> <td>Urban</td> <td></td> </tr> <tr> <td>2,335</td> <td>8,803</td> <td></td> </tr> </table>	Roma	Romani Woman	Overall population	11,138	5,294		Rural	Urban		2,335	8,803		
Roma	Romani Woman	Overall population												
11,138	5,294													
Rural	Urban													
2,335	8,803													
M1.10	<p>Ensuring that Roma and Egyptian children benefit from free school transportation available to all children whose school is over 2 km away and crossing commune/municipal lines.</p> <p>241 Roma and Egyptian children benefited from free school transportation during year 2018. 106 were girls and 135 boys; 185 were Roma children and 56 Egyptian children. 2018 target for this indicator is 1,500 Roma children. Performance against target is 1.6 percent. The MoES, RED and school directorates are the responsible implementing institutions.</p> <p>Note: There is an estimated fund that covers free transportation to all children who cannot afford it, and varies</p>	<p>Total Budget planned (2018) EUR 125,600</p> <p>Total Budget spent (2018) EUR 30,366</p>												

	<p>according to the distance between school and home.</p> <p><i>Year 2015 Baseline: 280 Roma and Egyptian</i> <i>Year 2016 achieved : 285 Roma and Egyptian</i> <i>Year 2017 achieved: 174 Roma and Egyptian</i> <i>Year 2018 achieved: 241 Roma and Egyptian</i></p>		
	Roma	Romani Woman	Overall population
	241	106	
M1.11	<p>Ensuring that Roma and Egyptian children benefit from free kindergarten transportation available to all children whose kindergarten is over 2 km away and crossing commune/municipal lines.</p> <p>33 Roma and Egyptian children benefitted from free kindergarten transportation during year 2018. Albanian local government units are reporting institutions for this measure.</p> <p><i>Year 2015 Baseline: 1,500 Roma and Egyptian</i> <i>Year 2016 achieved : 117 Roma and Egyptian</i> <i>Year 2017 achieved: 54 Roma and Egyptian</i> <i>Year 2018 achieved: 33 Roma and Egyptian</i></p>		<p>Total Budget planned (2018)</p> <p>EUR 4,158</p> <p>Total Budget spent (2018)</p> <p>EUR 4,158</p>
	Roma	Egyptians	Overall population
	29	4	
M1.12	<p>Granting scholarships to Roma and Egyptian students attending compulsory, high-school and university education.</p> <p>239 Roma and Egyptian students, boys and girls, benefited from scholarships at different levels of education during year 2018. Data shows that 98 of them were female and 141 were male, 65 were Roma and 174 Egyptians, 215 were from urban areas and 24 from rural ones. Year 2018 target for this measure is 106 students and performance against target is 225 percent. All Roma students attending the bachelor level were excluded from tuition fees, while they received a scholarship according to the criteria applied by the municipalities where they have their place of residence.</p> <p><i>Year 2015 Baseline: 100 Roma and Egyptian</i> <i>Year 2016 achieved : 55 Roma and Egyptian</i> <i>Year 2017 achieved: 159 Roma and Egyptian</i> <i>Year 2018 achieved: 239 Roma and Egyptian</i></p>		<p>Total Budget planned (2018)</p> <p>EUR 108,667</p> <p>Total Budget spent (2018)</p> <p>EUR 244,502</p>
	Roma	Romani Woman	Overall population
	239	98	9,827

	Rural	Urban	
	24	215	
M1.13	<p>Piloting a system of school canteens in order to provide safe and healthy meals for students (with public funds for those in social need) and teachers, starting with schools with larger numbers of Roma and Egyptians.</p> <p>864 Roma and Egyptian students received safe and healthy meals in schools canteens during year 2018. Data shows that 391 of them were girls and 473 were boys, 195 were Roma and 669 Egyptians.</p> <p>The 2018 target for this indicator was 4,499 and the performance against target is 19 percent. The MoES is the responsible implementing institution.</p> <p><i>Year 2015 Baseline: 4,000 Roma and Egyptian</i> <i>Year 2016 achieved : 4,160 Roma and Egyptian</i> <i>Year 2017 achieved: 4,369 Roma and Egyptian</i> <i>Year 2018 achieved: 864 Roma and Egyptian</i></p>		Total Budget planned (2018)
			EUR 478,742
			Total Budget spent (2018)
			EUR 91,929
	Roma	Romani Woman	Overall population
	864	391	
M1.14	<p>Enrolling Roma and Egyptians adults and parents who are illiterate and have not completed compulsory education in the Part Time Basic Education Program.</p> <p>There are 2 indicators for this measure. The MoES is the responsible implementing institution.</p> <p>The first indicator: 151 Roma and Egyptians above 16 years have been enrolled in the part time basic education program during year 2018. Data shows that 53 of them were female and 98 were male; 63 were Roma and 88 were Egyptians; 147 were from urban area and 4 were from rural area. Year 2018 target for this measure was 2,400 Roma and Egyptians. Actual achieved for 2018 is 151 and performance against target is 6.2 percent.</p> <p>The MoES, particularly during year 2017 has undertaken several initiatives to raise awareness of Roma and Egyptian communities to be enrolled and attend the part time basic education programs.</p> <p><i>(Additional explanation related to this measure is provided at the attached end-note document).</i></p> <p><i>Year 2015 Baseline: 2,400 Roma and Egyptian</i> <i>Year 2016 achieved : 2,400 Roma and Egyptian</i> <i>Year 2017 achieved: 2,547 Roma and Egyptian</i> <i>Year 2018 achieved: 151 Roma and Egyptian</i></p>		Total Budget planned (2018)
			EUR 300
			Total Budget spent (2017)
			EUR 100

	Roma	Romani Woman	Overall population
	151	53	2,963
	Rural	Urban	
	4	147	
	<p>Second indicator : 47 Roma and Egyptians, girls and boys, above 16 years old completed the part time basic education program for one academic year during year 2018. From the total number reported, 17 were female and 30 were male; 20 were from Roma community and 27 from Egyptian one; 44 from urban area and 3 from rural ones.</p> <p>The reported figure does not relate to the low performance of this indicator but to the smallest number of registered Roma and Egyptian pupils.</p> <p><i>Year 2016 Baseline-achieved : 74 Roma and Egyptian</i> <i>Year 2017 achieved: 74 Roma and Egyptian</i> <i>Year 2018 achieved: 47 Roma and Egyptian</i></p>		
	Roma	Egyptians	Overall population
	47	17	430
	Rural	Urban	
	3	44	
M1.15	Enrolling Roma and Egyptian youth in university education of all levels in different fields through university quotas.		Total Budget planned (2018)
	<p>There is no data reported in ROMALB system for enrolling Roma and Egyptian youth in university education for academic year 2017-2018 of all levels in different fields through university quotas.</p> <p>The MoES is the responsible implementing institution.</p> <p><i>Year 2015 Baseline: 26 Roma and Egyptian</i> <i>Year 2016 achieved : 32 Roma and Egyptian</i> <i>Year 2017 achieved: 32 Roma and Egyptian</i> <i>Year 2018 achieved: N/A</i></p>		No cost
			Total Budget spent (2018)
			N/A
	Roma	Egyptian	Over population
	N/A	N/A	131,716
M1.16	Assessing attendance and completion of university education by Roma and Egyptian students who benefit special quotas and scholarships.		Total Budget planned (2018)
	<p>No action was taken to implement this measure during year 2018.</p>		No cost

	The MoES is the responsible implementing institution.		Total Budget spent (2018) No cost
Objective 2: To promote intercultural dialogue and mutual understanding through school-based community development			
To promote intercultural dialogue and mutual understanding through school-based community development			
Total budget	EUR 506,113		
Indicator	100% of the education institutions attended by Roma and Egyptian girls and boys promote intercultural dialogue and mutual understanding through school-based community development by the end of 2020.		
Baseline (2015)	Roma Total	Roma female	Overall population
	2,184		
Milestone (2017)			
Budget planned (2018)	EUR 120,920		
Budget spent (2018)	EUR 32,163		
Achievement (2018)	Roma	Romani Woman	Overall population
	54	24	127
Measures under objective 2 implemented in 2018			
M 2.1	Enriching the standard training curriculum for teachers at all levels of education with material on management of multicultural classes, cooperation with parents from different cultural and socio-economic backgrounds, promotion of tolerance, intercultural and equality. No data is reported for this measure for year 2018. The MoES and the Institute for Development of Education are the responsible implementing institutions. <i>Year 2015 Baseline: 350 teachers</i> <i>Year 2016 achieved : 30 teachers</i> <i>Year 2017 achieved: 30 teachers</i> <i>Year 2018 achieved: N/A</i>		Total Budget planned (2010) EUR 5,600
			Total Budget spent (2018) EUR N/A
	Roma	Romani Women	Overall population
	N/A	N/A	
M 2.2	Reviewing compulsory and secondary education curricula and textbooks to reflect tolerance and intercultural, while adding material on Roma and Egyptian identities. The MoES and the Institute for Development of Education are the responsible implementing institution. According to MES's report, in 2018, new textbooks for the 9th grade have been compiled, including all the 9th grade		Total Budget planned (2018) EUR N/A
			Total Budget spent (2018) EUR N/A

	<p>subjects such as Albanian, Mathematical, Physical, Chemistry, Biology, Citizenship, History, Geography, Music, Information Technology and communication, visual art, foreign language first and second.</p> <p><i>(Additional explanation related to this measure is provided at the attached end-note document).</i></p> <p><i>Year 2015 Baseline: 0 curricula</i> <i>Year 2016 achieved : No data available</i> <i>Year 2017 achieved: No data available</i> <i>Year 2018 achieved: 12 text books</i></p>		
M 2.3	<p>Reviewing the Second Chance Programme to increase its efficiency as a transitory system to mainstream education.</p> <p>Second Chance Program was not reviewed during year 2018</p> <p>Beginning September 2018, the Second Chance Program is closed. As such, the low figure reported for 2018 is the result of the last contingent closing the school year in June 2018. This indicator will not be reported any more.</p>	<p>Total Budget planned (2018)</p> <p>No cost</p> <hr/> <p>Total Budget spent (2018)</p> <p>No Cost</p>	
M2.4	<p>Implementing the improved Second Chance Programme.</p> <p>There are 2 indicators for this measure:</p> <p>First indicator : 54 Roma and Egyptians (last group) attended the Second Chance programme were girls and boys from Roma and Egyptian community during year 2018. There is a high attendance of the Roma and Egyptian community members for this specific program. 24 are reported female and 30 male; 45 Roma and 19 Egyptians. All are reported from urban area.</p> <p>MoES is the responsible institution for this measure.</p> <p><i>Year 2015 Baseline: 917 Roma</i> <i>Year 2016 achieved : No data available</i> <i>Year 2017 achieved: 121 Roma</i> <i>Year 2018 achieved: 54 Roma</i></p>	<p>Total Budget planned (2018)</p> <p>EUR 57,120</p> <p>Total spent (2018)</p> <p>EUR 3,363</p>	
	Roma	Romani Woman	Overall population
	54	24	127
	<p>Second indicator: During year 2018, 39 individuals or 72 percent of Roma and Egyptians who attended the Second Chance Programme, transitioned back into mainstream schools. MoES is working for further improvements in the Second Chance Programme within the academic year 2018-2019.</p>		

	<p>There is no disaggregated data for this indicator.</p> <p>MoES is the responsible institution for this measure.</p> <p><i>Year 2017 Baseline: 917 Roma and Egyptian</i> <i>Year 2016 achieved : 917 Roma and Egyptian</i> <i>Year 2017 achieved: 20 percent</i> <i>Year 2018 achieved : 72 percent</i></p>	
M 2.5	<p>Organizing intercultural extracurricular activities for raising awareness about the Roma and Egyptian identities (among others).</p> <p>282 schools have organized intercultural activities during 2018, against 246 schools reported for year 2018.</p> <p>2018 target for this indicator is 75 and the performance against target is 376 percent. There is a considerable growth of the number of schools comparing with the baseline data reported as follows:</p> <p>Baseline: In 2013, were organized 602 intercultural activities by 96 schools with the participation of over 4,800 students. In addition, during years 2011-2013, 11 REDs and 7 Eos, in cooperation with civil society, organized 60 summer camps with 722 Roma and Egyptian children out of total of 2,677 children.</p> <p><i>(Additional explanation related to this measure is provided at the attached end-note document).</i></p> <p><i>Year 2015 Baseline: 75 schools</i> <i>Year 2016 achieved : 146 schools</i> <i>Year 2017 achieved: 246 schools</i> <i>Year 2018 achieved: 282 schools</i></p>	Total Budget planned (2018) EUR 28,800
		Total Budget spent (2018) EUR 28,800
M 2.6	<p>Preventing and dealing with segregated schools.</p> <p>“0” schools are reported from Ministry of Education and Sports as segregated schools during 2018. This is a success, and this is due to the inclusion policies followed by the Ministry of Education and Sports for both communities Roma and Egyptian. In addition to that, zero segregated classes were reported also for year 2018.</p> <p>The MoES and the Commissioner for Protection against Discrimination are the responsible reporting Institutions.</p>	Total Budget planned (2018) No cost
		Total Budget spent (2018) No cost
<p>Objective 3 To strengthen the cooperation of school with social services, in order to address the cases of Roma and Egyptian children with socio-economic problems.</p>		

Total budget	EUR 224,163		
Indicator	100% of Roma and Egyptian community girls and boys with socio-economic problems will be supported by the social services due to the coordination with community education institutions, by the end of 2020.		
Baseline (2015)	Roma Total	Roma female	Overall population
	2,500		
Milestone (2017)	[please insert planned milestone for this goal for 2016] 20%		
Budget planned (2018)	EUR 22,400		
Budget spent (2018)	EUR 0		
Achievement (2018)	Roma	Romani Woman	Overall population
	7,000	3,357	n/a
Measures under objective 3 implemented in 2018			
M3.1	Identifying and enrolling all the Roma and Egyptian girls and boys of mandatory school age into school, through multisectoral working groups at the local level (including schools, health care, police, social administrators).		Budget Total planned (2018)
	Local government units and school directorates are the responsible implementing institutions. These institutions reported that multi-sectorial working groups at the local level, established since previous year, continued to meet regularly during year 2017. The working groups are composed by the representatives of different fields including schools, health care, police, and social administrators.		No cost
	6,383 is the number of Roma and Egyptian boys and girls enrolled into primary school during year 2018. The total number shows a higher number of male 3,422 individuals, and female 2,961 individuals; 2,559 were Roma and 3,824 were Egyptians. It is evident a higher participation of Roma from urban areas 5,144 and 1,239 were from rural ones.		Total Budget spent (2018)
	There is an increase with 15% of the number (5,534) reported last year. The reason is that there was no contingent of the children of both communities who should have been enrolled in primary education.		No cost
	Year 2016 Baseline - achieved : 5,810 Roma and Egyptian Year 2017 achieved: 5,534 Roma and Egyptian Year 2018 achieved: 6,383 Roma and Egyptian		
	Roma	Romani Woman	Overall population
	6,383	2,961	
M3.2	Creating a database of children of pre-school and compulsory school age (including Roma and Egyptians), in cooperation with the Ministry of Interior, Ministry of Health, Ministry of Social Welfare and Youth, civil society and other stakeholders.		Total Budget planned (2018)
			EUR 22,400

	<p>Note: Inter ministerial Memorandum of Understanding was signed by the Ministry of Education and Sports, Ministry of Interior, Ministry of Social Welfare and Youth and the Ministry of Health regarding the establishment of the system since year 2016. The electronic Dbase is not yet designed.</p> <p><i>Year 2015 Baseline: 0</i> <i>Year 2016 achieved : 0</i> <i>Year 2017 achieved: 0</i> <i>Year 2018 achieved : 0</i></p>	<p>Total Budget spent (2018)</p> <p>EUR 0</p>				
M 3.3	<p>Following up with every school to identify Roma and Egyptian girls and boys who are absent from the pre-school and compulsory education system to ensure their enrolment.</p> <p>62 Roma and Egyptian girls and boys, who did not attend the pre-school and compulsory education systems were identified during year 2018. Due to the intense work performed by the Regional Education Departments, during the previous years aiming to make the parents aware for the education of their children there is an increase of the number of Roma and Egyptian children who attended pre-school and compulsory education systems. Consequently for the year 2018 there is a decrease in number of Roma and Egyptian girls and boys reported , who did not attend the pre-school and compulsory education systems</p> <p>Data indicates that 34 were females and 28 were male, whereas the number of Roma were 60 and Egyptians 2. Urban area 14 and rural area 48. MoES and local government units are the responsible implementing institutions.</p> <p><i>Baseline - Year 2016 achieved : 79 Roma and Egyptian</i> <i>Year 2017 achieved: 114 Roma and Egyptian</i> <i>Year 2018 achieved: 62 Roma and Egyptian</i></p>	<p>Total Budget planned (2018)</p> <p>No cost</p>				
		<p>Total Budget spent (2018)</p> <p>No cost</p>				
		<table border="1"> <tr> <td>Roma</td> <td>Romani Woman</td> <td>Overall population</td> </tr> <tr> <td>62</td> <td>34</td> <td></td> </tr> </table>	Roma	Romani Woman	Overall population	62
Roma	Romani Woman	Overall population				
62	34					
M3.4	<p>Organizing periodical meetings with Roma and Egyptian parents in their settlements for issues related to the importance of compulsory education.</p> <p>During year 2018, the commitment of local government units to work with Roma community members to include them in the education system as well as to raise awareness among parents in this process continued to be a strong. In Roma settlements, municipalities and different NGOs were in contact with Roma parents having full access to the staff of psychologists, social workers or teaching assistants. Parents of Roma children participated in regular parent and school</p>	<p>Total Budget planned (2018)</p> <p>EUR No cost</p> <p>Total Budget spent (2018)</p> <p>EUR No cost</p>				

	<p>board meetings as well as in awareness-raising campaigns and activities.</p> <p>Therefore 2,134 door-to-door visits were performed by the psychologists, social workers or teaching assistants to Roma and Egyptians households against 1400 visits planned for this year.</p> <p>Family's visits were conducted by the child protection and gender equality and domestic violence professionals in LGUs. The team was composed by the social worker, psychologist and cultural mediator representing the Roma community in the municipalities.</p> <p>555 Roma and Egyptian parents participated in awareness raising campaigns on enrolment in compulsory education during year 2018 against 491 reported during year 2017 .</p> <p>Data shows that 362 were female and 193 were male, 274 were Roma and 281 were Egyptians, 384 from urban areas and 171 were from rural ones.</p> <p>MoES and local governance units are responsible implementing institutions for this measure.</p> <p><i>Year 2016 Baseline achieved : 560 Roma and Egyptian</i> <i>Year 2017 achieved: 491 Roma and Egyptian</i> <i>Year 2018 achieved: 555 Roma and Egyptian</i></p>		
	Roma	Romani Woman	Overall population
	555	362	
	Urban	Rural	
	384	171	
M 3.5	<p>Referring families of children who drop out or are at risk for abandoning compulsory education to social protection services and other sources of support.</p> <p>198 families were referred to social protection services or other sources of support for children that drop out of school during year 2018 against 145 reported during year 2017.</p> <p>Data indicates that 144 families were Roma and 54 families were Egyptians. Year 2018 reported number continues to be far away from the target which is 500 families. The 2018 performance against target is 39 percent.</p> <p>MoES and local government units are the responsible implementing institutions.</p> <p><i>(Additional explanation related to this measure is provided at the attached end-note document).</i></p> <p><i>Year 2015 Baseline: 500 families</i> <i>Year 2016 achieved : 15 families</i></p>		<p>Total Budget planned (2018)</p> <p>No cost</p> <p>Total Budget spent (2018)</p> <p>No cost</p>

	Year 2017 achieved: 145 families Year 2018 achieved: 198 families		
	Roma families	Egyptians families	Overall population
	144 families	54 families	
Objective 4: To value and promote the recognition of the Roma and Egyptian identities as an integral part of Albanian cultural heritage.			
Total budget	EUR 73,965		
Indicator	Roma and Egyptian identity is recognized by the entire Albanian population by the end of 2020.		
Baseline (2015)	Roma Male	Roma female	Overall population
Milestone (2017)			
Budget planned (2018)	EUR 4,840		
Budget spent (2018)	EUR 1,034		
Achievement (2018)	Roma	Romani Woman	Overall population
	n/a	n/a	n/a
Measures under objective 4 implemented in 2018			
M4.1	Organizing cultural and artistic activities inspired by Roma and Egyptian identities and folklore and activities that promote intercultural cooperation. The Ministry of Culture and the National Centre of Folklore Activities are the responsible implementing institutions which reported as follow: 2 cultural activities related to the Roma and Egyptian identities and folklore were organized and/or completely funded by Ministry of Culture during year 2018. The 2018 target for this indicator was 8 activities and the performance against target is 25 percent. <i>(Additional explanation related to this measure is provided at the attached end-note document).</i> Year 2016 Baseline: 2 cultural activities Year 2016 achieved : 6 cultural activities Year 2017 achieved: 4 cultural activities Year 2018 achieved: 2 cultural activities		Total Budget planned (2018)
			EUR 4,136
			Total Budget spent (2018)
			EUR 1,034
M4.2	Translating and publishing Roma literature in Albanian language and vice versa. Nothing new reported for year 2018 for this measure. The Ministry of Culture and the National Centre of Folklore Activities are the responsible implementing institutions		Total Budget planned (2018)
			EUR 600
			Total Budget spent (2018)

		EUR 0
M4.3	Inventory and digital registration of the spiritual heritage of the Roma and Egyptian communities in order to preserve and transmit the features of their identity to the future generations. The Inventory and digital registration of the spiritual heritage of the Roma and Egyptian communities is a responsibility of Ministry of Culture. Nothing new is reported for year 2018. The Ministry of Culture is the responsible implementing institution.	Total Budget planned (2018) No cost
		Total Budget spent (2018) No cost
M4.4	Including Roma and Egyptian history, handicrafts and identity in tourism guides and producing brochures about both of these communities in Albania. Nothing new is report for year 2018 for this measure. The Ministry of Culture is the responsible implementing institution.	Total Budget planned (2018) EUR 104
		Total Budget spent (2018) EUR 0
M4.5	Disseminating the call for proposals of the Ministry of Culture and other related sources of funding to Roma and Egyptian organizations (i.e. sharing the link via email) and ensuring that the selected projects include those implemented by Roma and Egyptian organizations. 4 call for proposals was released for funding Roma and Egyptian organizations during year 2018. Two projects of Roma and Egyptian organizations were successfully funded by the MoC. The Ministry of Culture is the responsible implementing institution. <i>Baseline - Year 2016 achieved : 6 projects Year 2017 achieved: 0 projects Year 2018 achieved: 2 projects</i>	Total Budget planned (2018) No cost
		Total Budget spent (2018) N/A
M4.6	Providing premises for holding activities organized by Roma and Egyptian organizations. 1 Roma and Egyptians cultural activity was held at the premises of Ministry of Culture for year 2018 . The Ministry of Culture is the responsible implementing institution. <i>(Additional explanation related to this measure is provided at the attached end-note document).</i> <i>Year 2015 Baseline: 2 Roma cultural activities Year 2016 achieved : 1 Roma cultural activity Year 2017 achieved: 1 Egyptian cultural activity Year 2018 achieved: 1 Egyptian cultural activity</i>	Total Budget planned (2018) No cost
		Total Budget spent (2018) No cost

M4.7	Recruiting Roma/Egyptian experts in the central/regional institutions of the Ministry of Culture. None of the institutions of MoC has employed Roma/Egyptian experts during year 2018. The Ministry of Culture is the responsible implementing institution. <i>Year 2015 Baseline: 1 institution</i> <i>Year 2016 achieved : 0 institution</i> <i>Year 2017 achieved: 0 institution</i> <i>Year 2018 achieved: 0 institution</i>	Total Budget planned (2018)
		Total Budget spent (2018)
		No cost
		No cost

Reporting person	
Name SURNAME	Besnik RAMA
Position	Roma Focal Point
Institution	Ministry of Education and Sports
Email	Besnik.Rama@arsimi.gov.al

Reporting person	
Name SURNAME	Arian Avrazi
Position	Roma Focal Point
Institution	Ministry of Culture
Email	arian.avrazi@kultura.gov.al

EMPLOYMENT AND VOCATIONAL EDUCATION AND TRAINING (VET)			
Goal: To provide equal opportunities for formal employment for Roma and Egyptians.			
To provide equal opportunities for formal employment for Roma and Egyptians.			
Total budget	EUR, 7,741,255		
Indicator			
Baseline (2015)	Roma	Roma female	Overall population
	1,547		
Milestone (2017)			
Budget planned (2018)	EUR 873,367		
Budget spent (2018)	EUR 482,271		
Achievement (2018)	Roma	Romani Woman	Overall population
	3,462	1,510	225,181
Objective 1 To integrate Roma and Egyptians in the labour market			
To integrate Roma and Egyptians in the labour market through VET and active employment programs.			
Total budget	EUR 2,162,043		
Indicator	80% more Roma and Egyptian men and women participating in VET and active employment programs will be integrated in the labour market by the end of 2020.		
Baseline (2015)	Roma Total	Roma female	Overall population
	891		
Milestone (2018)			
Budget planned (2018)	EUR 694,567		
Budget spent (2018)	EUR 459,951		
Achievement (2018)	Roma	Romani Woman	Overall population
	3,084	1,504	204,039
Measures under objective 1 implemented in 2018			
M1.1	<p>Supporting the participation of Roma and Egyptians in employment promotion programs (EPP), by establishing Quotas.</p> <p>The MoHSP and NES, as responsible implementing institutions, report that a significant improvement in the employment situation for members of the Roma and Egyptian community is observed during 2018. Interventions supported Roma and Egyptians' inclusion in active employment programs, education and vocational training opportunities and in governmental institutions, intending to activate communities' productive potential and to support integration in the labor market.</p> <p>There are 4 indicators for this measure. The MoHSP and NES are the responsible implementing institutions.</p> <p>First indicator: 338 Roma and Egyptians participated in the employment promotion programs during year 2018. This total number is 126% more than baseline (146). The figure reported in 2018 is the same with number 338 Roma and Egyptians reported in 2017 who were involved in EPP (per programme and as a share of all participants). Data shows that during year 2018, 202 of beneficiaries were female and 136 were male; 139 were Roma and 199 were Egyptians. There is no data regarding the location of the</p>	Total Budget planned (2018)	EUR 322,607
		Total Budget spent (2018)	EUR 406,485

	beneficiaries.		
	2018 target for this indicator is 154 Roma and Egyptian and the performance against target is completed in the level of 219%.		
	<i>Year 2015 Baseline: 146 Roma and Egyptian</i> <i>Year 2016 achieved : 184 Roma and Egyptian</i> <i>Year 2017 achieved: 338 Roma and Egyptian</i> <i>Year 2018 achieved : 338 Roma and Egyptian</i>		
	Roma	Romani Woman	Overall population
	338	202	5,264
	<p>Second indicator: During 2018, 314 Roma and Egyptians were employed after the termination of the EPP programme. Data shows that 189 were female and 125 male; 153 Roma and 161 Egyptians; There is no data regarding the location of the beneficiaries and all Roma and Egyptians reported are older than 15 years.</p> <p>Data is reported in the city of Berat , Shkoder Durres (99 beneficiaries benefited from ESSERE and (215) from EPP); Elbasan, Fier , Gjirokaster, Korce, Lezhe , Tirane, Vlore</p>		
	Roma	Romani Woman	Overall population
	314	189	3,645
	<p>Third indicator : 997 youth Roma and Egyptians were employed by Regional Employment offices including the individuals who participated in EPP and those who are employed through mediation of the REDs. 908 youth Roma and Egyptians reported are older than 15 yrs old.</p> <p><i>Year 2015 Baseline: 5 employed by RED</i> <i>Year 2016 achieved : 318 employed by RED</i> <i>Year 2017 achieved: 854 employed by RED</i> <i>Year 2018 achieved : 997 employed by RED</i></p>		
	Roma	Romani Woman	Overall population
	997	499	23,136
	<p>Fourth indicator : 499 Roma and Egyptian women were employed through employment offices during 2018.</p>		
M1.2	<p>Doing community work (Employment promotion program).</p> <p>275 Roma and Egyptian were involved in community work during year 2018. The inclusive policies that are being pursued by local government units based on the National Action Plan have also had a</p>		<p>Total Budget planned (2018)</p> <p>No cost</p>

	<p>very significant impact on the involvement of community members in community work. Local Government Units are the responsible implementing institutions.</p> <p><i>Year 2015 Baseline: 15 Roma and Egyptian</i> <i>Year 2016 achieved : 14 Roma and Egyptian</i> <i>Year 2017 achieved: 268 Roma and Egyptian</i> <i>Year 2018 achieved: 275 Roma and Egyptian</i></p>	<p>Total Budget spent (2018)</p> <p>No cost</p>						
	<table border="1"> <tr> <td>Roma</td> <td>Romani Woman</td> <td>Overall population</td> </tr> <tr> <td>275</td> <td>N/A</td> <td></td> </tr> </table>	Roma	Romani Woman	Overall population	275	N/A		
Roma	Romani Woman	Overall population						
275	N/A							
M1.3	<p>Free of charge participation of Roma and Egyptians in the public vocational trainings for professions highly in demand in the labour market.</p> <p>148 Roma and Egyptians completed vocational training courses during year 2018 against 67 reported during year 2017. Year 2018 target for this indicator is 265 and performance against target is 56%.</p> <p>MoHSP and NES are the responsible implementing institutions.</p> <p><i>Year 2015 Baseline: 250 trained Roma and Egyptians</i> <i>Year 2016 achieved : 90 trained Roma and Egyptians</i> <i>Year 2017 achieved: 67 trained Roma and Egyptians</i> <i>Year 2018 achieved: 148 trained Roma and Egyptians</i></p>	<p>Total Budget planned (2018)</p> <p>EUR 33,958</p> <p>Total Budget spent (2018)</p> <p>EUR 19,016</p>						
	<table border="1"> <tr> <td>Roma</td> <td>Romani Woman</td> <td>Overall population</td> </tr> <tr> <td>148</td> <td>69</td> <td>861</td> </tr> </table>	Roma	Romani Woman	Overall population	148	69	861	
Roma	Romani Woman	Overall population						
148	69	861						
M1.4	<p>Granting full scholarships for Roma and Egyptian VET students, at a level which covers the costs of living, tuition fees and textbooks.</p> <p>There are 2 indicators for this measure. The MoHSP is the responsible implementing institution.</p> <p>First indicator: During 2016, a Decision of Council of Ministers (DCM) was adapted, that defines the level and benefiting scholarships modalities for Roma and Egyptian VET students. This decision was approved with DCM nr.873 date 14.12.2016. Nothing new to report for year 2018.</p> <p>Second indicator: During year 2018, 527 scholarships were disbursed from Ministry of Finance and Economy for Roma and Egyptian students who would attend the Vocational Education Programs, also including free textbooks as well as clothing fee in the amount of EUR 50 per each student. The amount of a scholarship is 6,000 lek / month or 72,000 lek per year / per individual (budget line 602 entitled "administrative expenses") But there is no information in place if all budget planned for this purpose is disbursed since this is the competence of the Local</p>	<p>Total Budget planned (2018)</p> <p>EUR 303,552</p> <p>Total budgeted spent (2018)</p> <p>EUR N/A</p>						

	Governance Units. No gender disaggregation information was provided.		
	Roma	Romani Woman	Overall population
	N/A	N/A	
M1.5	<p>Developing and piloting a standard career counselling program in four pilot areas, in order to equip Roma and Egyptians with necessary skills and ultimately facilitate their labour market integration through employment promotion programs, VET and extended exposure to the workplace through a combination of these programs.</p> <p>There are 4 indicators for this measure.</p> <p>First indicator : During 2018, 157 Roma and Egyptians job seekers were involved in the career counselling programs in order to equip them with necessary skills and ultimately facilitate their labour market integration through employment promotion programs. Year 2018 for this indicator is 200 and performance against target is 78%.</p> <p>There is a substantial decrease of the number of beneficiaries for this indicator for year 2018 against 944 Roma and Egyptians reported for year 2017.</p> <p>From the total number of Roma and Egyptians beneficiaries 99 are females and 58 male; 61 Roma and 96 Egyptians; all beneficiaries are older than 18 yrs.</p> <p><i>Year 2015 Baseline: 200 Roma and Egyptians</i> <i>Year 2016 achieved : 456 Roma and Egyptians</i> <i>Year 2017 achieved: 944 Roma and Egyptians</i> <i>Year 2018 achieved: 157 Roma and Egyptians</i></p>		Total Budget planned (2018) EUR 34,450
			Total budget spent (2018) EUR 34,450
	Roma	Romani Woman	Overall population
	157	99	90,000
	<p>Second indicator: During 2018, 453 Roma and Egyptians were enrolled in a VET or employment promotion program (per program and as a share of all participants) against 842 Roma and Egyptians reported during year 2017. But, year 2018 target for this indicator is 175 and performance against target is 258%.</p> <p>Also there is also a decrease in number of beneficiaries registered in VET or employment promotion programs for the year 2018 against 842 reported for year 2017.</p> <p><i>Year 2015 Baseline: 175 Roma and Egyptians</i> <i>Year 2016 achieved : 69 Roma and Egyptians</i> <i>Year 2017 achieved: 842 Roma and Egyptians</i> <i>Year 2018 achieved: 453 Roma and Egyptians</i></p>		

	Roma	Romani Woman	Overall population
	453	250	59,297
	<p>Third indicator: 402 Roma and Egyptians have successfully completed a VET program or employment promotion during year 2018 against 193 reported for year 2017. From the total number reported 230 are female and 172 male. Year 2018 target for this indicator is 100 Roma and Egyptians and performance against target is 400%.</p> <p>88 % of the beneficiaries reported for this indicator have successfully completed employment promotion programs and only 12% have completed VET program.</p> <p>Roma and Egyptians beneficiaries reported are from : Durres, Berat, Elbasan, Diber, Fier , Gjirokaster and Korce</p> <p><i>Year 2015 Baseline: 100 Roma and Egyptians</i> <i>Year 2016 achieved : 100 Roma and Egyptians</i> <i>Year 2017 achieved: 193 Roma and Egyptians</i> <i>Year 2018 achieved: 402 Roma and Egyptians</i></p>		

	Roma	Romani Woman	Overall population
	402	230	20,975
	<p>Fourth indicator: For year 2018, in the national level, for Roma and Egyptian categories, this indicator is unmeasurable. For this purpose</p> <p>Currently, NES (National Employment Service) is designing an IT platform for the Vocational Training Center (VTC) professional training program where a Tracking Module at VTC Level</p> <p>Meanwhile, every 6 months after the end of the calendar year, a national survey is conducted. The same is foreseen in the new system of employment services for a module for employment promotion programs that will enable an immediate tracking at the office level, while every year an assessment of the efficiency of the programs at the national level is made. Data will be reported next year.</p> <p><i>Year 2015 Baseline: 0 Roma and Egyptians</i> <i>Year 2016 achieved : 0 Roma and Egyptians</i> <i>Year 2017 achieved: 25 Roma and Egyptians</i> <i>Year 2018 achieved:N/A Roma and Egyptians</i></p>		
	Roma	Romani Woman	Overall population
	N/A	N/A	861

M1.6	<p>Approving the decision to postpone the deadline for receiving the benefits accompanying the economic aid (not the allowance) for Roma and Egyptian beneficiaries registered under employment promotion programs until they find a permanent job following the termination of the employment promotion program.</p> <p>No decision approved during year 2017. No information was provided for year 2018. The MoHSP is the responsible implementing institution.</p>	Total Budget planned (2018).
		No cost
		Total Budget spent (2018)
		No cost
Objective 2: To promote (social) entrepreneurship and self-employment of Roma and Egyptians		
To promote (social) entrepreneurship and self-employment of Roma and Egyptians		
Total budget	EUR 5,130,878	
Indicator	300 representatives of Roma and Egyptian communities will be self-employed or carry out (social) entrepreneurship by the end of 2020.	
Baseline (2015)	Roma Total	Roma female
	200	
Overall population		
Milestone (2017)		
Budget planned (2018)	EUR 144,000	
Budget spent (2018)	EUR 0	
Achievement (2018)	Roma	Romani Woman
	374	n/a
Overall population		
21,142		
Measures under objective 2 implemented in 2018		
M2.1	<p>Drafting and approving the law allowing the government to provide support through grants for social enterprise, which would promote employment of Roma and Egyptians among others.</p> <p>On 9.06.2016 the Law No. 65/2016 "On Social Enterprises in the Republic of Albania." was adopted. In compliance with the Law on Socially Enterprises, the drafting and full approval of sub-legal acts was completed. DCM nr. 56 "On the definition of specific categories of disadvantaged groups" was adopted on January 31, 2018. Also DCM no.16 that provides the hearing of activities carried out by social enterprises was adapted on January 12, 2018.</p>	Total Budget planned (2018)
		No cost
		Total Budget spent (2018)
		No cost
M2.2	<p>Evaluating potential impact of tax exemption for Roma and Egyptian entrepreneurs/ self-employed who are transitioning into the labour market from long-term unemployment, social welfare, begging and informal work, as well as those living in inadequate conditions (i.e. in informal settlements, in social housing but risking eviction due to inability to pay rent).</p> <p>There is no tax exemption evaluation report developed, presented and publically discussed during year 2017. No further information is reported for year 2018. Ministry of Finance and Economy is the responsible implementing institution.</p>	Total Budget planned (2018)
		Not available
		Total Budget spent (2018)
		Not available

M2.3	<p>Designating and equipping outdoor market spaces that could be used for sale of goods and handicraft products, where Roma and Egyptians have access.</p> <p>175 designated market place were used by Roma and Egyptians for sale of goods and handicraft products during year 2018. The LGUs are the responsible implementing institutions.</p> <p><i>Baseline -Year 2016 achieved : 166 designated market place</i> <i>Year 2017 achieved: 180 designated market place</i> <i>Year 2018 achieved: 175 designated market place</i></p>	Total Budget planned (2018)
		No cost
		Total Budget spent (2018)
M2.4	<p>Conducting a study on the position of Roma and Egyptian individual collectors of recyclable waste in the context of granting in concession of dump areas.</p> <p>There is no data reported for this indicator for year 2018. The Ministry of Environment is the responsible implementing institution.</p>	Total Budget planned (2018)
		EUR 0
		Total Budget spent (2018)
M2.5	<p>Inspecting the implementation and reviewing of the existing regulations on waste treatment to ensure that all municipal waste treatment plants are fenced off, so as to prevent hazardous waste collection from such plants, in particular by children.</p> <p>There is no data reported for this indicator for year 2018. The Ministry of Environment is the responsible implementing institution.</p>	Total Budget planned (2018)
		Not available
		Total Budget spent (2018)
2.6	<p>2.6 Developing a subsidy programme for upgrading or replacing the modified vehicles frequently used by Roma and Egyptians to transport goods, in order to improve public safety and ensure more sustainable income</p> <p>There is no data reported for this indicator for year 2018. The Ministry of Finance and Economy (Employemnt sector) is the responsible implementing institution.</p>	Total Budget planned (2018)
		Not available
		Total Budget spent (2018)
M2.7	<p>Advocacy activities with local government representatives to reduce local taxes and fees by 30 percent for businesses established by Roma and Egyptians.</p> <p>There are 2 indicators for this measure. The LGUs are the responsible implementing institutions.</p> <p>First indicator: Two local government units, Durres and Lezhe Municipalities, reported that have reduced fees and taxes for businesses established by Roma and Egyptians.</p>	Total Budget planned (2018)
		No cost
		Total Budget spent (2018)
		No cost

	<p>Second indicator: 374 businesses run by Roma and Egyptians have profited from the decrease in local taxation during year 2018. Data shows that 122 businesses were from Roma and 252 from Egyptian. The 2018 target was 5 businesses and the performance against target is too high.</p> <p><i>Year 2015 Baseline: 5 businesses</i> <i>Year 2016 achieved : 166 businesses</i> <i>Year 2017 achieved: 20 businesses</i> <i>Year 2018 achieved: 374 businesses</i></p>		
	Roma businesses	Romani Woman	Overall population
	374	N/A	
M2.8	<p>Informing Roma and Egyptian farmers regarding grants and providing technical assistance for business plan development in accordance with the Call for Proposals issued by the Agricultural and Rural Development Agency.</p> <p>There is no data reported for this indicator for year 2018. The Agricultural and Rural Development Agency is the responsible implementing institution which is not able to report these data for this indicator.</p> <p><i>Baseline - Year 2016 achieved : No data available</i> <i>Year 2017 achieved: No data available</i> <i>Year 2018 achieved: No data available</i></p>		<p>Total Budget planned (2018)</p> <p>EUR N/A</p>
			<p>Total Budget spent (2018)</p> <p>EUR N/A</p>
	Roma	Romani Woman	Overall population
	N/A	N/A	
M2.9	<p>Awarding grants for Roma and Egyptian applicants (farmers) among others, for development of agriculture or rural development projects.</p> <p>No data available for this indicator. The Agricultural and Rural Development Agency is the responsible implementing institution which is not able to report these data for this indicator.</p> <p>This agency offers small grants to farmers, co-operatives, etc. with an average sum of EUR 8,800 per grant beneficiary. The total amount of the annual state budget disbursed through the small grants program is 1.8 billion ALL and about 1.600 farmers benefit from this program. 1% of this amount or EUR 144,000 should be targeted annually for farmers from Roma and Egyptian minorities.</p> <p><i>Baseline - Year 2016 achieved : No data available</i> <i>Year 2017 achieved: 0 applicants Roma and Egyptians</i> <i>Year 2018 achieved: No data available</i></p>		<p>Total Budget planned (2018)</p> <p>EUR 144,000</p>
			<p>Total Budget spent (2018)</p> <p>EUR N/A</p>

	Roma	Romani Woman	Overall population
	N/A	N/A	21,142
M2.10	Providing grants and support services (start-up, preparation of individual investment plans, soft-loans, accounting, etc.) for low skilled potential Roma and Egyptian entrepreneurs and self-employed and facilitate their transition into the formal economy. No data available for this indicator for year 2018. <i>Year 2015 Baseline: 200 Roma and Egyptians</i> <i>Year 2016 achieved : No data available</i> <i>Year 2017 achieved: 34 Roma and Egyptians</i> <i>Year 2018 achieved: N/A Roma and Egyptians</i>		Total Budget planned (2018) EUR N/A
			Total Budget spent (2018) EUR N/A
	Roma	Romani Woman	Overall population
	N/A	N/A	

Objective 3: To build capacities and improve the performance of the NES and VET system staff for the integration of Roma and Egyptians in the labour market.

To build capacities and improve the performance of the NES and VET system staff for the integration of Roma and Egyptians in the labour market.

Total budget	EUR 448,334		
Indicator	The work performance of NES staff and VET system for the integration of Roma and Egyptian in the labour market will be improved more than 80% by the end of 2020.		
Baseline (2015)	Roma Total	Roma female	Overall population
	456	NA	
Milestone (2017)			
Budget planned (2018)	EUR 34,800		
Budget spent (2018)	EUR 22,320		
Achievement (2018)	Roma	Romani Woman	Overall population
	4	n/a	n/a

Measures under objective 3 implemented in 2018

M3.1	Training NES and VET system staff on the challenges and good practices for the integration of Roma and Egyptian jobseekers/entrepreneurs in the labour market. Data from NES shows that 90 employees were trained regarding employment services during year 2018. <i>(Additional explanation related to this measure is provided at the attached end-note document).</i> <i>Year 2015 Baseline: 450 employees trained</i> <i>Year 2016 achieved : 323 employees trained</i> <i>Year 2017 achieved: 20 employees trained</i> <i>Year 2018 achieved : 90 employees trained</i>	Total Budget planned (2018) EUR 15,600
		Total Budget spent (2018) EUR 3,120

M3.2	<p>Preparing information materials on protection from ethnic discrimination at the workplace, promoting the successful examples of cultural diversity and inclusiveness.</p> <p>There is no data for this indicator. The 2018 target is 3,520 information materials generated and distributed. The MoHSP is the responsible implementing institution.</p> <p><i>Year 2015 Baseline: 3500 information materials</i> <i>Year 2016 achieved : No available data</i> <i>Year 2017 achieved: No available data</i> <i>Year 2018 achieved: No available data</i></p>	Total Budget planned (2018) EUR N/A	
		Total Budget spent (2018) EUR N/A	
M3.3	<p>Employing qualified Roma and Egyptians as career counsellors, specialists and instructors at the NES and VET centres.</p> <p>4 Roma continued to be employed as specialist and career advisors in Employment Offices within the framework of the ESERE Project supported by UNDP. The 2018 target was 4 Roma and Egyptian instructors employed/embedded by NES and VET centers. NES and VET centers are the responsible implementing institutions.</p> <p><i>Year 2015 Baseline: 2 Roma and Egyptians</i> <i>Year 2016 achieved : 5 Roma and Egyptians</i> <i>Year 2017 achieved: 4 Roma and Egyptians</i> <i>Year 2018 achieved: 4 Roma and Egyptians</i></p>	Total Budget planned (2018) No cost	
		Total Budget spent (2018) EUR No cost	
	Roma	Romani Woman	Overall population
	4	2	
M3.4	<p>Revising the existing Code of Ethics on Public Employment, for VET centres and NES, including elements of compliance with the principle of diversity (cultural, gender, etc.) and non-discrimination due to ethnic belonging.</p> <p>There is no data for this indicator. The 2018 target was 1 Code of Ethics approved. NES is the responsible implementing institution.</p>	Total Budget planned (2018) EUR N/A	
		Total Budget spent (2018) EUR N/A	
M3.5	<p>Introducing annual targets for employment of Roma and Egyptians in the public service and a Young Professionals Programme for Roma and Egyptians interested in this career path.</p> <p>There are 3 indicators for this measure. The MoHSP is the responsible implementing institution.</p> <p>First indicator: During 2018, 4 Roma mediators continued to be embedded/employed in the public service (NES)(are the same people reported in 2017 see measure 3.3). The 2018 target was 4 new Roma and Egyptian public servants every year.</p> <p>Second indicator: During 2018, there is no data available about</p>	Total budget planned (2018) EUR 19,200	
		Total budget spent (2018) EUR 19,200	

<p>the number of Roma (under the age of 35) who have completed the Young Professionals Programme.</p> <p>Third indicator: There is no data reported about the number of Roma included in the National Internships Program in the Public Administration Institutions.</p> <p><i>Year 2015 Baseline: 4 Roma and Egyptians employed</i> <i>Year 2016 achieved : No data available</i> <i>Year 2017 achieved: 4 Roma and Egyptians employed</i> <i>Year 2018 achieved: 4 Roma and Egyptians employed</i></p>	
---	--

Reporting person	
Name SURNAME	Aida Kureta
Position	Roma Focal Point
Institution	NES, Ministry of Finance
Email	Aida.Kureta@shkp.gov.al

HEALTH			
Goal: To ensure accessible, affordable and equitable healthcare to Roma and Egyptians.			
To ensure accessible, affordable and equitable healthcare to Roma and Egyptians.			
Total budget	EUR 4,162,790		
Indicator			
Baseline (2015)	Roma Total	Roma female	Overall population
	5,668		
Milestone (2018)			
Budget planned (2018)	EUR 882,250		
Budget spent (2018)	EUR 939,572		
Achievement (2018)	Roma	Romani Woman	Overall population
	78,125	41,073	1,352,500
Objective 1: To increase the number of Roma and Egyptians using the mainstream healthcare services.			
To increase the number of Roma and Egyptians using the mainstream healthcare services.			
Total budget	EUR 3,562,045		
Indicator	100% of Roma and Egyptian community members will be able to use the mainstream healthcare services by the end of 2020.		
Baseline (2015)	Roma Total	Roma female	Overall population
	3,668		
Milestone (2018)			
Budget planned (2018)	EUR 849,571		
Budget spent (2018)	EUR 875,078		
Achievement (2018)	Roma	Romani Woman	Overall

			population
	61,475	31,196	1,352,500
Measures under objective 1 implemented in 2018			
M1.1	Ensuring regular staffing (doctors and nurses) and services at health clinics/centres, prioritizing those situated near Roma/Egyptian settlements.		Total State Budget planned (2018)
	This measure has two indicators. The MoHSP is the responsible implementing institution.		EUR 0
	First indicator: Since 2017 MoHSP has issued a directive to Regional Health Directorates to ensure regular staffing and services in health clinics/centres. This directive includes also health clinics/centres near Roma/Egyptian settlements.		Total State Budget spent (2018)
	Second indicator: 375 health clinics/centers were situated near Roma/Egyptian settlements in the national level during year 2018 reported from MoHSP . There is no new clinic reported.		EUR 0
	<i>Year 2015 Baseline: 60 clinics/centers</i> <i>Year 2016 achieved : No data available</i> <i>Year 2017 achieved: 375 clinics/centers</i> <i>Year 2018 achieved: 375 clinics/centers</i>		
M1.2	Constructing new health centres close to Roma and Egyptian settlements lacking access to health facilities, serving the entire population of the area, the Roma, Egyptians and non-Roma.		Total budget planned
	During year 2018, there is no any new health center constructed.		EUR 25,714
	<i>Year 2015 Baseline: 0 clinics/centers</i> <i>Year 2016 achieved : 0 clinics/centers</i> <i>Year 2017 achieved: 1 clinic/center</i> <i>Year 2018 achieved: 0 clinic/center</i>		Total budget spent EURO 0
M1.3	Employing qualified Roma and Egyptians as healthcare personnel, including doctors, nurses, social workers in healthcare and support staff.		Total budget planned (2018)
	During year 2018, 0 new intern have found a job in the public health care system upon completion of the internship program.		No cost
	The 2018 target for this indicator was 2 Roma and Egyptians and the performance against target is 0%.		Total spent (2018) spent No cost
	The MoHSP is the responsible implementing institution.		
	<i>Year 2015 Baseline: 0 Roma and Egyptians</i> <i>Year 2016 achieved : No data available</i>		

	<i>Year 2017 achieved: 2 interns Roma and Egyptians</i> <i>Year 2018 achieved: 0 intern Roma and Egyptians</i>		
	Roma	Romani Woman	Overall population
	0	0	25,000
M1.4	<p>Developing a standard training for healthcare workers on equitable service provision to people living on the street or in substandard housing, including Roma and Egyptians.</p> <p>56 healthcare workers were trained during 2018 on equitable service provision to people living on the street or in substandard housing, including Roma and Egyptians.</p> <p>The 2018 target for this indicator was 520 healthcare workers trained.</p> <p>The NCCE is the responsible implementing institution.</p>		<p>Total budget planned (2018) EUR 43,857</p> <p>Total budget spent (2018) EUR 4,350</p>
M1.5	<p>Providing free healthcare service, by means of the donors' fund for Roma and Egyptians who do not have health insurance, or are not registered as unemployed job seekers, by contracting private duly licensed clinics until the provision of public universal healthcare service.</p> <p>61,475 Roma and Egyptians were fully covered with free health cards during year 2018. Data shows that 31,196 of them were female and 30,279 male, 17,278 were Roma and 44,197 Egyptians; 7.3 percent of Roma and Egyptians were between 0-5 yrs old younger than older than 18 years.</p> <p>There are 31,121 new individuals from Roma and Egyptian communities equipped with free of charge health care cards during year 2018.</p> <p>The 2018 target for this indicator was 4,480 and the performance against target is very high.</p> <p>The MoHSP is the responsible implementing institution.</p> <p><i>(Additional explanation related to this measure is provided at the attached end-note document).</i></p> <p><i>Year 2015 Baseline: 3,368 Roma and Egyptians</i> <i>Year 2016 achieved : 25,604 Roma and Egyptians</i> <i>Year 2017 achieved: 30,354 Roma and Egyptians</i> <i>Year 2018 achieved: 61,475 Roma and Egyptians</i></p>		<p>Total Budget planned (2018) EUR 80,000</p> <p>Total Budget spent (2018) EUR 95,428</p>
	Roma	Romani Woman	Overall population
	61,475	31,196	1,300,000

M1.6	Supporting Roma and Egyptian mothers with information and material packages for baby & maternal care for the first three months of life, for those who deliver the baby at the hospital.		Total Budget planned (2018)
	7,753 Roma and Egyptian mothers have received the baby & maternal care package during year 2018. There is an increase app 3 times more in the number of mothers received the baby & maternal care package compare to the year 2017 which is reported 2,059.		EUR 700,000
	Data shows that 3,000 mothers were Roma and 4,753 were Egyptians. The 2018 target for this indicator was 330 mothers and the performance against target is very high.		Total Budget spent (2018)
	The MoHSP is the responsible implementing institution.		EUR 775,300
	Year 2015 Baseline: 300 Roma and Egyptian mothers		
	Year 2016 achieved : 1,961 Roma and Egyptian mothers		
	Year 2017 achieved: 2,059 Roma and Egyptian mothers		
	Year 2018 achieved: 7,753 Roma and Egyptian mothers		
	Roma	Romani Woman	Overall population
	7,753	3,000	27,500
Objective 2: To improve healthcare information and promotion on the available healthcare services for Roma and Egyptians			
To improve healthcare information and promotion on the available healthcare services for Roma and Egyptians			
Total budget	EUR 600,745		
Indicator	By the end of 2020, 100% of Roma and Egyptian community members will have complete information related to the issues affecting their health and the available healthcare services.		
Baseline (2015)	Roma Total	Roma female	Overall population
	2,000		
Milestone (2017)			
Budget planned (2018)	EUR 32,679		
Budget spent (2018)	EUR 64,494		
Achievement (2018)	Roma	Romani Woman	Overall population
	16,650	9,877	N/A
Measures under objective 2 implemented in 2018			
M2.1	Providing information, basic diagnostics and first aid through Mobile Medical Teams to Roma and Egyptians in informal settlements, who are not covered by the mainstream system (i.e. lacking personal documents/residence certification or health insurance).		Total budget planned (2018)
			EUR 32,247
	There are two indicators for this activity. The MoHSP, Health Insurance Fund and Public Health Institute are the responsible implementing institutions.		Total Budget spent (2018)
			EUR 32,247

	<p>First indicator: 16,650 Roma and Egyptians have received information (including on physical, mental and reproductive health issues, STDs, child immunization 0-14, drug use, etc.) and services from the medical mobile teams during year 2018 against 10,258 reported for year 2017.</p> <p>Data shows that 9,877 were female and 6,773 were male; 7,116 were Roma and 9,534 Egyptian;</p> <p>The target for 2018 was 8,000 and the performance against target was 208 percent.</p> <p>Second indicator: 3,552 visits were conducted by doctors to informal Roma settlements against 2,004 reported during year 2017. The target for 2017 was 200 and the performance against target was 1100 percent.</p> <p><i>(Additional explanation related to this measure is provided at the attached end-note document).</i></p> <p><i>Year 2105 Baseline: 2,000 Roma and Egyptians</i> <i>Year 2016 achieved : 4,605 Roma and Egyptians</i> <i>Year 2017 achieved: 10,258 Roma and Egyptians</i> <i>Year 2018 achieved: 16,650 Roma and Egyptians</i></p>		
	Roma	Romani Woman	Overall population
	16,650	9,877	
M2.2	<p>Creating the position of health mediators, health educators and volunteers for institutions that provide public services (such as for example health services), with the aim of increasing equal access to such services for this category.</p> <p>During 2017 the DCM for the position of health care mediators for the provision of public health services was not yet approved. There is no further information regarding of status of the DCM for year 2018. The LGUs are the responsible implementing institutions.</p>		<p>Total Budget planned (2018)</p> <p>No cost</p> <p>Total Budget spent (2018)</p> <p>No cost</p>
	Roma	Romani women	Overall population
M2.3	<p>Recruiting and training Roma and Egyptians as health outreach mediators.</p> <p>As far as DCM is not yet approved, the number Roma and Egyptians trained as health outreach mediators is 0.</p> <p>The MoHSP is the responsible implementing institution.</p>		<p>Total Budget planned (2018)</p> <p>EUR 0</p> <p>Total State Budget spent (2018)</p> <p>EUR 0</p>
	Roma	Romani women	Overall population
	0	0	

M2.4	Coordinating with the Ministry of Education and Sports to ensure that among university quota and scholarships Roma and Egyptian medical/ nursing students are prioritized. There is no data reported for year 2018 related to the quotes and scholarships for students from both Roma and Egyptian communities who attend the studies at the faculty of medicine / nursing.	Total Budget planned (2018) No cost
		Budget spent (2018) No cost
M2.5	Preparing user-friendly information and promotional materials on health issues including in Romani language and with visuals. Zero leaflets were developed during 2018 regarding the topics of personal hygiene in the Roma language. Public Health Institute is the responsible implementing institution. <i>Year 2015 Baseline: 0 promotional materials</i> <i>Year 2016 achieved : No available data</i> <i>Year 2017 achieved: 2,000 promotional materials</i> <i>Year 2018 achieved: 0</i>	Total Budget planned (2018) EUR 432
		Total Budget spent (2018) EUR 0

Reporting person	
Name SURNAME	Jonida Seferi
Position	Roma Focal Point
Institution	Ministry of Health and Social Protection
Email	Jonida.Seferi@shendetesia.gov.al

EQUAL ACCESS TO CIVIL REGISTRATION AND JUSTICE			
Goal: To facilitate opportunities for the equal use of civil registration services and justice for Roma and Egyptians.			
To facilitate opportunities for the equal use of civil registration services and justice for Roma and Egyptians.			
Total Budget	EUR 1,947,086		
Indicator			
Baseline (2015)	Roma Total	Roma female	Overall population
	6,552		
Milestone (2018)			
Budget planned (2018)	EUR 235,600		
Budget spent (2018)	EUR 186,218		
Achievement	Roma	Romani Woman	Overall

(2018)			population
	3,444	101	2,462
Objective 1: To provide legal aid for the reflection of data in real time in the civil registrar of the Roma and Egyptian communities			
To provide legal aid for the reflection of data in real time in the civil registrar of the Roma and Egyptian communities in order to solve the problems that hinder their full access in the civil registry service.			
Total budget	EUR 1,668,632		
Indicator	By the end of 2020, 100% of the Roma and Egyptian community members will have full access in the civil registry service.		
Baseline (2015)	Roma Total	Roma female	Overall population
	6,427		
Milestone (2017)			
Budget planned (2018)	EUR 230,651		
Budget spent (2018)	EUR 178,797		
Achievement (2018)	Roma	Romani Woman	Overall population
	3,437	94	2,357
Measures under objective 1 implemented in 2018			
M1.1	Providing assistance for obtaining documents for children born abroad (in the right form and with the right content..		Total budget planned (2018)
	No available data for the number of children born abroad and provided with technical assistance for obtaining documents. The Child protection units and other public and non-public bodies that operate in the area of children's rights are the responsible implementing institutions. <i>Year 2015 baseline: No data available</i> <i>Year 2016 achieved : No data available</i> <i>Year 2017 achieved: 235 Roma and Egyptians</i> <i>Year 2018 achieved: No available data</i>		EUR N/A
	Roma	Romani women	Total Budget spent (2018)
	N/A	N/A	EUR N/A
M1.2	Reporting unregistered children, including those born inside and outside of health institutions, and inside and outside the territory of the Republic of Albania to civil registry offices for follow up and registration.		State Budget planned (2018)
	According to the data reported from the governmental institutions and Ministry of Interior, 162 Roma and Egyptian born children were identified as unregistered. 82 of them are female and 80 male. The General Directorate of Civil Registration, in cooperation with state bodies and non-governmental organization operating		No cost Budget spent (2018) No cost

	<p>in the field of human rights and especially children, in continuity with its obligations deriving from the action plan, during 2018 held meetings throughout the territory of Albania with participation of Roma and Egyptian community members, in order to identify cases of unregistered children and then treat them until the final solution.</p> <p>Ministry of Interior (Mol) is the responsible institution for this measure.</p> <p><i>Year 2015 Baseline: 267 Roma and Egyptian children</i> <i>Year 2016 achieved : 463 Roma and Egyptian children</i> <i>Year 2017 achieved: 427 Roma and Egyptian children</i> <i>Year 2018 achieved: 162 Roma and Egyptian children</i></p>		
	Roma	Romani Woman	Overall population
	162	80	1,000
M1.3	<p>Recording and solving through the civil registry offices cases of unregistered individuals lacking necessary documentation.</p> <p>Ministry of Interior (Mol) as the responsible institution for implementation of this measure.</p> <p>752 Roma and Egyptians were identified during year 2018 whose residence as per the civil registry did not match with the real one.</p> <p>Out of 752 individuals in total, 612 were from Roma community and 140 from Egyptian community.</p> <p>Mol is the responsible institution for this measure.</p> <p><i>Year 2015 Baseline: 130 Roma and Egyptians</i> <i>Year 2016 achieved : 463 Roma and Egyptians</i> <i>Year 2017 achieved: 327 Roma and Egyptians</i> <i>Year 2018 achieved: 752 Roma and Egyptians</i></p>		<p>Total Budget planned (2018)</p> <p>EUR 58,492</p>
			Total Budget spent (2018)
			EUR 58,492
	Roma	Romani women	Overall population
	752	N/A	
M1.4	<p>Reimbursing Roma and Egyptians community members for document legalization (certification) fees charged by Albanian consulates and necessary for civil registration.</p> <p>No data is reported for this indicator for year 2018</p> <p>Ministry of Ministry of Foreign Affairs (MoFA) is the responsible institution for this measure.</p> <p><i>Year 2105 Baseline: 130 Roma and Egyptians</i> <i>Year 2016 achieved : No data available</i> <i>Year 2017 achieved: 235 Roma and Egyptians</i> <i>Year 2018 achieved: N/A</i></p>		<p>Total Budget planned (2018)</p> <p>EUR N/A</p>
			Total Budget spent (2018)
			EUR N/A

	Roma	Romani Women	Overall population
	N/A	N/A	235
M1.6	<p>Establishing and making operational regional legal aid clinics to improve access to these services for Roma and Egyptians.</p> <p>During year 2018, 7 new legal clinic were established and are operating in Albania.</p> <p>These new legal clinics are supported by donors such as UNDP and SOROS Foundation.</p> <p>MoJ is the responsible institutions for this measure.</p> <p><i>Year 2015 Baseline: 1 Legal Clinic</i> <i>Year 2016 achieved : No new Legal Clinic</i> <i>Year 2017 achieved: 4 Legal Clinics</i> <i>Year 2018 achieved: 7 Legal Clinic</i></p>		<p>Total Budget planned (2018)</p> <p>EUR 20,714</p> <p>Total Budget spent (2018)</p> <p>EUR 15,000</p>
M1.7	<p>Providing free legal aid for judicial proceedings regarding: a) children born outside of maternity hospitals and those with inaccurate information recorded in Albania or abroad; b) awarding of custody for subsequently registered children and in case of divorce; c) complicated cases of different types.</p> <p>167 Roma and Egyptian have been provided with free legal aid during year 2018.</p> <p>MoJ is the responsible institution for this measure.</p> <p><i>Year 2015 Baseline: 150 Roma and Egyptians</i> <i>Year 2016 achieved : No data available</i> <i>Year 2017 achieved: No data available</i> <i>Year 2018 achieved: 167 Roma and Egyptian</i></p>		
M1.8	<p>Instructing and building the capacity of civil registrars on: Implementation of recommendations for civil registration including those affecting Roma and Egyptians; Resolving and following cases of civil registration and transfer of residence.</p> <p>391 civil registrars were trained and instructed during year 2018 about the implementation of civil registration recommendations. 293 female and 98 male.</p> <p>These figures are provided by Mol as responsible institution for this measure.</p> <p><i>Year 2015 Baseline: 525 civil registrars</i> <i>Year 2016 achieved : 120 civil registrars</i> <i>Year 2017 achieved: 321 civil registrars</i> <i>Year 2018 achieved: 391 civil registrars</i></p>		<p>Total Budget planned (2018)</p> <p>EUR 12,130</p> <p>Total Budget spent (2018)</p> <p>EUR 9, 245</p>
M1.9	<p>Providing free court-mandated psychologist services to Roma</p>		Total Budget

	<p>and Egyptians in need in judicial proceedings, such as divorce, child custody, restraining orders, parental responsibility, and children in conflict with the law.</p> <p>0 Roma and Egyptians have been provided with free psychologist services in court-mandated cases during 2018 . The 2018 target for this indicator was 460.</p> <p>The MoHSP is the responsible institution.</p> <p><i>Year 2015 Baseline: 450 Roma and Egyptians</i> <i>Year 2016 achieved : 113</i> <i>Year 2017 achieved: Not available</i> <i>Year 2018 achieved: 0 Roma and Egyptians</i></p>	<p>planned (2018) EUR 43,200</p> <p>Total Budget spent (2018) EUR 0</p>	
	Roma	Romani Woman	Overall population
	0	0	
M1.10	<p>Reimbursing Roma and Egyptians for the payment of fee for DNA tests necessary for registration of birth and recognition/denial of maternity and paternity.</p> <p>30 Roma and Egyptians were reimbursed for the payment of fee for DNA tests in birth registration or determination of parental rights during year 2018, compare to 40 reported in 2017. All these cases were covered by Donors. 2018 target for this indicator was 300 and the performance against target is 10 percent.</p> <p>The Mol and MoHSP are the responsible institutions.</p> <p><i>Year 2015 Baseline: 300 Roma and Egyptians</i> <i>Year 2016 achieved : 62 300 Roma and Egyptians</i> <i>Year 2017 achieved: 40 Roma and Egyptians</i> <i>Year 2018 achieved: 30 Roma and Egyptians</i></p>		<p>Total Budget planned (2018) EUR 96,000</p> <p>Total Budget spent (2018) EUR 9,600</p>
	Roma	Roma Woman	Overall population
	30	14	40
M1.11	<p>Preparing and disseminating information packages on criteria, necessary documentation and sources of support for Roma and Egyptians in relation to civil registration and transfer of residence.</p> <p>2,493 Roma and Egyptians were informed about procedures for civil registration and change of residence during year 2018 against 1,082 reported for year 2017. Data shows that 726 of these persons were Roma and 1,767 were Egyptians.</p> <p>The Mol is the responsible implementing institution for this measure.</p> <p><i>Year 2015 Baseline: : 5,000 Roma and Egyptians</i> <i>Year 2016 achieved : 4,575 Roma and Egyptians</i> <i>Year 2017 achieved: 1,082 Roma and Egyptians</i></p>		<p>Total Budget planned (2018) EUR 115</p> <p>Total Budget spent (2018) EUR 60</p>

	<i>Year 2018 achieved: 2,493 Roma and Egyptians</i>		
	Roma	Romani Woman	Overall population
	2,493	N/A	1,082
Objective 2: To strengthen the capacities for identification of Roma and Egyptians at risk of trafficking and refer, protect and re-integrate the trafficked cases.			
To strengthen the capacities for identification of Roma and Egyptians at risk of trafficking and refer, protect and re-integrate the trafficked cases.			
Total budget	EUR 278,454		
Indicator	By the end of 2020, 100% of the Roma and Egyptian community members will be informed on the forms of human trafficking and 100% of the trafficked cases will have been taken under protection and assisted with services for their re-integration in the society.		
Baseline (2015)	Roma Total	Roma female	Overall population
	125		
Milestone (2017)			
Budget planned (2018)	EUR 4,949		
Budget spent (2018)	EUR 7,421		
Achievement (2018)	Roma	Romani Woman	Overall population
	7	7	105
Measures under objective 2 implemented in 2018			
M2.1	<p>Revising Standard Operating Procedures (SOP) for multidisciplinary teams to reflect the “Instruction on the manners, forms of cooperation and intervention procedures to help vulnerable children, for the main institutions and structures responsible for child protection” and include monitoring standards.</p> <p>In the framework of the new territorial reform, during 2017, the Office of the National Coordinator for the Fight Against Trafficking in Persons, in cooperation with the State Agency for the Protection of Children Rights, has begun reviewing the Standard Operating Procedures. This review will improve the identification of trafficking cases as a result of involving more actors in the field. The final version of revised procedures document is approved on August 29, 2018 with Decision of Council of Ministers no.499 “For the adoption of Standard Action Procedures for the Protection of Victims and Potential Victims of Trafficking”</p> <p>National Coordinator for the Fight Against Trafficking in Persons is the responsible implementing institution.</p>		<p>Total Budget planned (2018)</p> <p>EUR 0</p> <p>Total Budget spent (2018)</p> <p>EUR 0</p>
M2.2	<p>Organizing training for multidisciplinary teams on the trafficking of children pursuant to the Standard Operating Procedures and “Instruction on the manners, forms of</p>		<p>Total Budget planned (2018)</p>

	<p>cooperation and intervention procedures to help vulnerable children, for the main institutions and structures responsible for child protection.</p> <p>337 members of the multidisciplinary teams have been trained on the SOP and Child Protocol during year 2018. The 2018 target for this indicator was 150 and the performance against target is 224 percent.</p> <p>The Anti-trafficking Unit SAPCR at the Mol is the responsible institutions for implementation of this measure.</p> <p><i>(Additional explanation related to this measure is provided at the attached end-note document).</i></p> <p><i>Year 2015 Baseline: 144 members</i> <i>Year 2016 achieved : 26 members</i> <i>Year 2017 achieved: 221 members</i> <i>Year 2018 achieved: 337 members</i></p>	<p>EUR 4,949</p> <hr/> <p>Total Budget spent (2018)</p> <p>EUR 7,421</p>	
M2.3	<p>Improving the existing mechanism for information exchange between different institutions (including disaggregated information and data on victims from Roma and Egyptian community).</p> <p>7 potential victims of trafficking and victims of trafficking were identified during year 2018.</p> <p>The Anti-trafficking Unit at the Mol is the responsible institution.</p> <p><i>Year 2015 Baseline: 125 victims (Roma and Egyptians)</i> <i>Year 2016 achieved : No data available</i> <i>Year 2017 achieved: 9 victims (Roma and Egyptians)</i> <i>Year 2018 achieved: 7 victims (Roma and Egyptians)</i></p>	<p>Total Budget planned (2018)</p> <p>No cost</p> <hr/> <p>Total Budget spent (2018)</p> <p>No cost</p>	
	Roma	Romani Woman	Overall population
	7	7	105
M2.4	<p>Setting up reception offices at the border crossing points in order to provide initial care to human trafficking victims.</p> <p>Eight reception offices at the border crossing points continue to provide initial care to human trafficking victims even during year 2018. The Anti-trafficking Unit at the Mol is the responsible implementing institution.</p> <p><i>Year 2015 Baseline: 0 reception office</i> <i>Year 2016 achieved : No data available</i> <i>Year 2017 achieved: 8 reception offices</i> <i>Year 2018 achieved: 8 existing reception offices. No new ones</i></p>	<p>Total Budget planned (2018)</p> <p>EUR 0</p> <hr/> <p>Total Budget spent (2018)</p> <p>EUR 0</p>	
Reporting person			
Name SURNAME		Edmond GJOLEKA	

Position	Roma Focal Point
Institution	Ministry of Interior
Email	edmond_gjoleka@yahoo.com

SOCIAL PROTECTION			
Goal To increase access to social protection programs for Roma and Egyptian community members.			
To increase access to social protection programs for Roma and Egyptian community members.			
Total budget	EUR 8,910,710		
Indicator	Beneficiaries of social protection and assistance programmes		
Baseline (2015)	Roma Total	Roma female	Overall population
	29,098	N/A	N/A
Milestone (2017)			
Budget planned (2018)	EUR 723,766		
Budget spent (2018)	EUR 254,919		
Achievement (2018)	Roma	Romani Woman	Overall population
	37,833	10,893	986,470
Objective 1: To improve inclusion to social protection programs for Roma and Egyptian community members.			
Total budget	EUR 42,301,872		
Indicator	65% of Roma and Egyptian community members will be included in social protection programs by the end of 2020.		
Baseline (2015)	Roma Total	Roma female	Overall population
	28,328		
Milestone (2018)			
Budget planned (2018)	EUR 703,241		
Budget spent (2017)	EUR 238,499		
Achievement (2018)	Roma	Romani Woman	Overall population
	26,539	10,557	336,406
Measures under objective 1 implemented in 2018			
M1.1	Upgrading duties and functions of the social administrator to facilitate the Roma and Egyptians' access to social protection, i.e. by helping to complete paperwork, referring and following up on necessary services (reviewing the law no. 9355 "On Social Assistance and Services").		Total Budget planned (2018) Euro 83,433
	There are two indicators for this measure. MoHSP is responsible implementing institution.		Total Budget spent (2018) Euro 83,433

	<p>First indicator: No upgrade of functions and responsibilities of the social administrator reflected in the revised law was reported during year 2018.</p> <p>Second indicator: 8,691 Roma and Egyptian (or 1,738 families) benefitted from economic aid scheme during 2018. This year target was 1,748 Roma and Egyptian families and therefore the Year 2018 Performance against target is 99% percent.</p> <p><i>Year 2015 Baseline: 1,600 families</i> <i>Year 2016 achieved : 1,315 families</i> <i>Year 2017 achieved: 1,717 families</i> <i>Year 2018 achieved: 1,738 families</i></p>							
	<table border="1"> <tr> <td>Roma</td> <td>Romani Woman</td> <td>Overall population</td> </tr> <tr> <td>8,691</td> <td>3,974</td> <td>325,032</td> </tr> </table>	Roma	Romani Woman	Overall population	8,691	3,974	325,032	
Roma	Romani Woman	Overall population						
8,691	3,974	325,032						
M1.2	<p>Establishing mobile teams at the LGUs led by the social administrator with the participation of Roma and Egyptians, in order to link eligible legal aid beneficiaries with services.</p> <p>63 mobile teams have functioned during year 2018. Usually the team was composed by the social workers of the local units in order to identify the problems with members of both communities in the field.</p> <p>The Municipality of Lezha reports that 3 groups in the field composed by 3 social workers identifying children in the street situation and their mothers. These teams are more active during the summer tourist season; The Municipality of Shkoder reports 5 teams composed by 2 social workers of community centres that emerge according to a field diagram.</p> <p>The Municipality of Berat reports that 1 social worker oversees and identifies problems in the Roma community where Roma and Egyptians live.</p> <p>The 2018 target for this indicator was 23 and the performance against target is 273 percent. This indicator is reported by municipalities. The local government units are the responsible implementing institutions.</p> <p><i>Year 2015 Baseline: 20 mobile teams</i> <i>Year 2016 achieved : 31 mobile teams</i> <i>Year 2017 achieved: 47 mobile teams</i> <i>Year 2018 achieved: 63 mobile teams</i></p>	<p>Total Budget planned (2018) EUR No cost</p> <p>Total Budget spent (2018) EUR No cost</p>						
M1.3	<p>Including the social administrator and the Child Protection Unit in the anti-trafficking mobile and multidisciplinary teams.</p> <p>1 Roma Egyptian victims of human trafficking reported in</p>	<p>Total Budget planned (2018)</p>						

	Lezhe benefitted from the social protection program with payments in cash and social services to individuals and the family during year 2018. The Regional Social Service Departments are the responsible implementing institutions.	No cost
		Total Budget spent (2018)
		No cost
	Roma	Romani Woman
	1	1
		Overall population
1.4	<p>Calculating the cost of the following services: Family empowerment; Information programs; Counselling programs. Child social care programs from public and non-public operators</p> <p>No data reported for year 2018.</p>	
M1.5	<p>Expanding the variety of Ministry-licensed services and increasing the number of Roma and Egyptian beneficiaries, according to the following service models: Family empowerment; Information programs; Counselling programs; Child social care programs from public and non- public operators.</p> <p>There are three indicators for this measure. MoHSP, Regional Directorates of SSS and local government units are the responsible implementing institutions.</p> <p>First indicator: 4,157 Roma and Egyptians have benefitted from services offered by Ministry-licensed NGOs during year 2018 as per the approved programmes and/or MoU with local government. Data shows that 1,981 were Roma and 2,176 were Egyptians. The 2018 target for this indicator was 2,731 Roma and Egyptian beneficiaries and the performance against target is 152 percent.</p> <p>Second indicator: 68 MoUs between local government units and NGOs that have provided community services were signed during year 2018. The 2018 target for this indicator was 20 MoUs and the performance against target is exceeded in the level of 320 percent.</p> <p>Third indicator: 16 Roma and Egyptian organizations were licensed and/or having MoUs with local government units for the provision of community services during year 2018. Data shows that 10 organizations were Roma and 6 Egyptian. The 2018 target for this indicator was 10 licensed organizations and the performance against target is 160 percent.</p> <p><i>(Additional explanation related to this measure is provided at the attached end-note document).</i></p>	<p>Total Budget planned (2018)</p> <p>EUR 43,668</p> <p>Total Budget spent (2018)</p> <p>EUR 65,507</p>

	Roma	Romani Woman	Overall population
	4,157	2,320	7,911
M1.6	<p>Developing an electronic monitoring system and self-declaration form for beneficiaries in order to ensure that Roma and Egyptians are benefitting from community services.</p> <p>Local government units are the responsible implementing institutions for services they finance. No data is reported for this measure.</p>		Total Budget planned (2018) EUR 0
			Total Budget spent (2018) EUR 0
M1.7	<p>Raising the awareness of Roma and Egyptians at-risk of human trafficking, services available to victims and ways for promoting their reintegration and preventing discrimination.</p> <p>1,876 at-risk Roma and Egyptians were informed during year 2018 about the dangers of human trafficking, services available to victims including reintegration and preventing discrimination.</p> <p>The 2018 target for this indicator was 5,364 and performance against target is 34 percent for year 2018</p> <p><i>(Additional explanation related to this measure is provided at the attached end-note document).</i></p> <p><i>Year 2015 Baseline: No available data</i> <i>Year 2016 achieved: 270 Roma and Egyptians.</i> <i>Year 2017 achieved: 713 Roma and Egyptians.</i> <i>Year 2018 achieved: 1,876 Roma and Egyptians.</i></p>		Total Budget planned (2018) EUR 21,428
			Total Budget spent (2018) EUR 21,428
	Roma	Romani Woman	Overall population
	1,876	1,321	
M1.8	<p>Monitoring the access of Roma and Egyptians to residential centres for victims of domestic violence, victims of human trafficking, persons with disabilities, orphans and the elderly and increasing access as needed.</p> <p>412 Roma and Egyptians benefitted from the residential centres both public and non-public during year 2018. The 2018 target for this indicator was 272 and performance against target is 150% percent.</p> <p>MOHSP is the responsible implementing institution.</p> <p><i>(Additional explanation related to this measure is provided at the attached end-note document).</i></p> <p><i>Year 2015 Baseline: 80 Roma and Egyptians</i> <i>Year 2016 achieved : 285 Roma and Egyptians</i> <i>Year 2017 achieved: 2,012 Roma and Egyptians</i> <i>Year 2018 achieved: 412 Roma and Egyptians</i></p>		Total Budget planned (2018) EUR 43,570
			Total Budget spent (2018) EUR 43,570

	Roma	Romani Woman	Overall population
	412	188	3,463
M1.9	Provision of social pension to legal Roma and Egyptians of over 70 years old who have not paid social contributions over the years (regulated by Law no. 104/2014 and DCM no. 927). 2018 data continues to be not available for this measure. Social Insurances Institute(SII) is not able to provide data for Roma beneficiaries of social insurance.		Budget planned (2018) N/A Budget spent (2018) N/A
M1.10	Roma and Egyptian families, whose children regularly attend school and are vaccinated, shall benefit an additional amount from the economic aid, in order to motivate regular school attendance. 1,046 Roma and Egyptian children regularly attended compulsory education during year 2018 against 899 reported for year 2017. Although there is a considerable increase in the number of children attending compulsory education during 2018, there is still a low performance against target which was 19,393. Therefore the performance against target for year 2018 is 5.3 percent. For year 2018, as per the report of the State Social Service 0 Roma and Egyptian families were entitled to additional economic aid, based on their children education. MoHSP and MoES are the responsible implementing institutions. <i>Year 2015 Baseline: 17,748 Roma and Egyptians</i> <i>Year 2016 achieved : 120 Roma and Egyptians</i> <i>Year 2017 achieved: 899 Roma and Egyptians</i> <i>Year 2018 achieved: 1,046 Roma and Egyptians</i>		Total Budget planned (2018) EUR 511,142 Total Budget spent (2018) EUR 24,561
	Roma	Romani Female	Overall population
	1,046	559	
M1.11	Preparing a favourable policy for improved access of Roma and Egyptian children to nurseries. 205 Roma and Egyptians children regularly went to nurseries during year 2018. The 2018 target foreseen 3% increase from the previous year. Actually there is a decrease of the children attending nurseries during 2018 compare to 2017. A large number (87) is reported from Tirana municipality.		Total Budget planned (2018) No cost Total Budget spent (2018) No cost

	<p>MoHSP and LGUs are the responsible implementing institutions.</p> <p><i>Year 2015 Baseline: 2,500 Roma and Egyptians</i> <i>Year 2016 achieved : 43 Roma and Egyptians</i> <i>Year 2017 achieved: 273 Roma and Egyptians</i> <i>Year 2018 achieved: 205 Roma and Egyptians</i></p>		
	Roma	Romani Woman	Overall population
	205	104	
M1.12	<p>Establishing an electronic system for referring and reporting data on child protection, and improve and formalize the role of Child Protection Units.</p> <p>During 2018, in total 354 cases including 143 Roma and 211 Egyptian children were referred and monitored electronically.</p> <p>Child Protection Units at LGUs are the responsible implementing institutions.</p> <p><i>(Additional explanation related to this measure is provided at the attached end-note document).</i></p>		<p>Budget planned (2018)</p> <p>No cost</p> <p>Budget spent (2018)</p> <p>No cost</p>
	Roma	Romani women	Overall population
	354	N/A	
M1.13	<p>Preparing a procedure for identifying and referring children and families in street situation.</p> <p>The Ministry of Health and Social Protection in implementation of the Law No.18.2017 "On the Rights and Protection of Children" has established the working group by Order no. 407 dated 11.10.2017, for the drafting of DCMs.</p> <p>During 2018, MoHSP has begun work on drafting DCM for street children, which reflects the procedure for the identification of children in street situations and the obligations that each institution has. The DCM was approved on March 13, 2019</p> <p>The responsible authorities are the MoHSP and the Mol.</p>		<p>Budget planned (2018)</p> <p>No cost</p> <p>Budget spent (2018)</p> <p>No cost</p>
M1.14	<p>Establishing community centres for the provision of integrated social care services, especially in the most disadvantaged areas.</p> <p>There are two indicators for this measure. MoHSP and LGUs are the responsible implementing institutions.</p>		<p>Budget planned (2018)</p> <p>EUR N/A</p> <p>Budget spent (2018)</p>

	<p>First indicator: 54 community centres were established and continue to be operational during year 2018. The 2018 target for this indicator was 1 community centre and performance against target is 540 percent.</p> <p>Second indicator: 9,897 Roma and Egyptians benefitted during year 2018 from the above mentioned centers. Data shows that 2,090 were female and 7,807 male; 2,568 were Roma and 7329 Egyptians.</p> <p><i>(Additional explanation related to this measure is provided at the attached end-note document).</i></p> <p><i>Year 2015 Baseline: 0 community centres</i> <i>Year 2016 achieved : 4 community centres</i> <i>Year 2017 achieved: 48 community centres</i> <i>Year 2018 achieved: 54 community centres</i></p>	EUR N/A	
	Roma	Romani Woman	Overall population
	9,897	2,090	
Objective 2: To promote/prepare reintegration programs focusing on strengthening the family and reintegration at work.			
To promote/prepare reintegration programs focusing on strengthening the family and reintegration at work.			
Total budget	EUR 1,794,917		
Indicator	4,000 Roma and Egyptian families will be included in work reintegration programs by the end of 2020.		
Baseline (2015)	Roma Total	Roma female	Overall population
	500	N/A	N/A
Milestone (2018)			
Budget planned (2018)	EUR 0		
Budget spent (2018)	EUR 0		
Achievement (2018)	Roma	Romani Woman	Overall population
	11,197	336	650,064
Measures under objective 2 implemented in 2018			
M2.1	<p>Enriching the training curricula for social administrators with SOPs for referral and assistance for the Economic Aid scheme, employment promotion and reintegration programs, VET, anti-trafficking and other Services.</p> <p>227 social administrators were trained during year 2018 using the new curricula for facilitating access to services for Roma and Egyptians. The 2018 target for this indicator was 1,100 local administrators and the performance is 20 percent.</p> <p>MoHSP is the responsible implementing institution.</p> <p><i>Year 2015 Baseline: 1,100 social administrators</i> <i>Year 2016 achieved : 13 social administrators</i></p>		<p>Budget planned (2018)</p> <p>EUR 0</p> <p>Budget spent (2018)</p> <p>EUR 0</p>

	<p><i>Year 2017 achieved: 82 social administrators</i> <i>Year 2018 achieved: 227 social administrators</i></p>		
M2.2	<p>Supporting families in the Economic Aid scheme with referral to other services, especially employment promotion and VET programs, housing programmes, civil registration, healthcare and education.</p> <p>1,161 Roma and Egyptian families (5,805 individuals) were included during year 2018 in the economic aid scheme also benefitted from other services with referral from the social administrator</p> <p>The highest number of families are reported from municipality of Peqin (407 families) and Elbasani Municipality (215 families).</p> <p>MoHSP and SSS are responsible implementing institutions.</p> <p><i>Baseline - Year 2016 achieved : 92 Roma and Egyptian families</i> <i>Year 2017 achieved: 1,024 Roma and Egyptian families</i> <i>Year 2018 achieved: 1,161 Roma and Egyptian families</i></p>		<p>State Budget planned (2018)</p> <p>No cost</p>
			<p>State Budget spent (2018)</p> <p>No cost</p>
	Roma families	Romani Woman	Overall population
	1,161	N/A	325,032
M2.3	<p>Expanding and consolidating the electronic database at the social services offices that would enable referral of self-declared Roma and Egyptians to social, VET and employment services.</p> <p>An electronic database was developed at the social services offices during year 2017 that would enable referral of self-declared Roma and Egyptians to social, VET and employment services. In the beginning of the year 2017 this system was expended in all social services departments throughout the country. For year 2018 the data shows that 9,172 Roma and Egyptians benefitted from the referral through the usage of the electronic system. The system on itself improved the quality of the data and helped giving a clearer picture of the situation.</p>		<p>Total Budget planned (2018)</p> <p>No cost</p>
			<p>Total Budget spent (2018)</p> <p>No cost</p>
	Roma	Romani Woman	Overall population
	9,172	N/A	325,032
M2.4	<p>Designing a programme for supporting social enterprises for Roma and Egyptians exiting the social protection programs.</p> <p>132 social enterprises benefitted during year 2018 as a result of the support provided by government. The most of the data</p>		<p>Total Budget planned (2018)</p> <p>No cost</p>

	is reported from Cerrik Municipality (70 cases) The responsible authorities for this measure are LGUs .	Total Budget spent (2018) No cost
	Roma	Romani Woman
	132	N/A
M2.5	Referring Roma and Egyptians benefitting from economic aid to reintegration programmes (community work, handicraft and craft workshops, etc.). 729 Roma and Egyptians who benefitted economic aid were included in the reintegration programs during year 2018. The target for this indicator was 578 and the performance against target is 126 percent. Data shows that 336 were female and 393 male; 282 were Roma and 447 Egyptians. The responsible authorities to collect data for this indicator are LGUs. <i>Year 2015 Baseline: 500 Roma and Egyptians</i> <i>Year 2016 achieved : 112 Roma and Egyptians</i> <i>Year 2017 achieved: 554 Roma and Egyptians</i> <i>Year 2018 achieved: 729 Roma and Egyptians</i>	Total Budget planned (2018) No cost Total Budget spent (2018) No cost
	Roma	Romani Woman
	729	336
Objective 3: To integrate families staying at the Emergency Transitory Centre into society.		
To integrate families staying at the Emergency Transitory Centre into society.		
Total budget	EUR, 391,494	
Indicator	100% of families assisted at the Emergency Transitory Centre are fully reintegrated by the end of 2020.	
Baseline (2015)	Roma Total	Roma female
	270	
Milestone (2018)	20% of families assisted at the Emergency Transitory Centre are fully reintegrated by the end of 2020.	
Budget planned (2018)	EUR 20,525	
Budget spent (2018)	EUR 16,420	
Achievement (2018)	Roma male	Roma female
		Overall population 536
Measures under objective 3 implemented in 2018		
M3.1	Making an individual plan for every family, including necessary services and milestones, with the aim of integration outside the Centre within 2-3 years. 6 families exited the Centre and are reintegrated during year 2018. The year 2018 target for this indicator is 10 reintegrated families and the performance against target is 60 percent. 6 reintegrated families were Roma and zero were	State Budget planned (2018) EUR 0 State Budget spent

	Egyptian. MoHSP and SSS are the responsible implementing institutions.	(2018) EUR 0
	Roma families	Overall population
	6	30
M3.2	<p>Revising contracts and progressively increasing the financial responsibility of beneficiaries.</p> <p>43 contracts with the families' beneficiaries of the Center were revised and signed during year 2018.</p> <p>It has been revised the contracts with families who have more than one year of residence in the Center.</p> <p>The responsible authorities are the MoHSP and SSS. This indicator is completed 100% for 2018.</p>	<p>Total Budget planned (2018) EUR 0</p> <p>Total Budget spent (2018) EUR 0</p>
M3.3	<p>Reassessing the status of families staying at the Transitory Centre on a quarterly basis.</p> <p>48 Roma and Egyptian families were reassessed every quarter during year 2018. The 2018 target for this indicator was 54 Roma and Egyptian families and the performance against target is 88 percent. Data shows that 45 families were Roma and 3 Egyptians.</p> <p>MoHSP and SSS are the responding implementing institutions.</p> <p><i>Year 2015 Baseline: 54 Roma and Egyptian families</i> <i>Year 2016 achieved : 45 Roma and Egyptian families</i> <i>Year 2017 achieved: 78 Roma and Egyptian families</i> <i>Year 2018 achieved: 48 Roma and Egyptian families</i></p>	<p>Budget planned (2018) No cost</p> <p>Budget spent (2018) No cost</p>
	Roma families	Overall population
	48	390
M3.4	<p>Defining eligibility criteria and capacity for admitting new families into the Centre.</p> <p>The same situation stands for this indicator for year 2017. There is no data. The responsible authorities are the MHSP and SSS.</p>	<p>State Budget planned (2018) Not available</p> <p>State Budget spent (2018) Not available</p>
M3.5	<p>Admitting new families into the Centre based on the pre-defined criteria, capacity and agreement on duties and responsibilities.</p> <p>8 new families entered in the center during year 2018. The Center has strengthened its logistical and managerial capacities by being able to assist more Roma families in need.</p>	<p>Total Budget planned (2018) EUR 20,525</p> <p>Total Budget spent (2018)</p>

	<p>The 2018 target for this indicator was 10 families and the performance against target is 80 percent. Data shows that 7 of the families admitted were Roma and 1 were Egyptian ones. The responsible authorities are the MoHSP and SSS.</p> <p><i>Year 2015 Baseline: 10 new families</i> <i>Year 2016 achieved : 8 new families</i> <i>Year 2017 achieved: 18 new families</i> <i>Year 2018 achieved: 8 new families</i></p>	EUR16,420
	Roma families	Overall population
	8	92
M3.6	<p>Monitoring the families who exited the Centre to ensure their improvement is sustainable and facilitates access to new services when needed.</p> <p>4 Roma families were monitored after existing the Centre during year 2018. This is due to the strengthening of the technical staff of the centre and performing a follow up of the assistance provided during the stay of families in the Transit Centre. The 2018 target for this indicator was 10 families and the performance against target is 40 percent. The responsible authorities are the MoHSP and SSS.</p>	<p>Total Budget planned (2018) No cost</p> <p>Total Budget spent (2018) No cost</p>
	Roma families	Overall population
	4	24
M3.7	<p>Assessing the impact and functioning of the Centre and examining good practices in this field from the region.</p> <p>There is no assessment of the impact and functioning of the Centre even during year 2018. The responsible authorities are the MoHSP and SSS.</p>	<p>State Budget planned (2018) Not available</p>

Reporting person	
Name SURNAME	Pamela Memo
Position	Roma Focal Point
Institution	Ministry of Health and Social Protection/State Social Service
Email	Pamela.Memo@sherbimisocial.gov.al

HOUSING AND URBAN INTEGRATION			
Goal: To improve housing conditions for Roma and Egyptians.			
To improve housing conditions for Roma and Egyptians			
Total budget	EUR 10,923,312		
Indicator			
Baseline (2015)	Roma Total	Roma female	Overall population

Milestone (2018)			
Budget planned (2018)	EUR 5,012,949		
Budget spent (2018)	EUR 5,025,587		
Achievement (2018)	Roma	Romani Woman	Overall population
	2,545		
Objective 1: To improve mechanisms for facilitating legalisation procedures for Roma and Egyptian families.			
To improve mechanisms for facilitating legalisation procedures for Roma and Egyptian families.			
Total budget	EUR 1,239,790		
Indicator	80% of Roma and Egyptian families that have initiated legalisation procedures will have successfully completed them by the end of 2020.		
Baseline (2015)	Roma male	Roma female	Overall population
Milestone (2018)			
Budget planned (2018)	EUR 0		
Budget spent (2018)	EUR 0		
Achievement (2018)	Roma	Romani Woman	Overall population
Measures under objective 1 implemented in 2018			
M1.1	Providing free legal aid for Roma and Egyptians in court cases regarding legalisation process (i.e. ownership certification, inheritance processing).		Total State Budget planned (2018)
	<p>The Social Housing Strategy 2016-2020 sets out in activity 1.4.6 "Provision of legal aid for the improvement of informal settlements of Roma and Egyptians and / or facilities belonging to these groups" (implementation years 2018-2020) and currently nothing has been done.</p> <p>The technical assistance was provided to Roma and Egyptian families to fill in documentation for legalization of housing and for the facilitation and acceleration of procedures. But the data is not available for the free legal aid provided for both community members regarding legalisation process.</p>		EUR N/A
			Total budget spent (2018)
	Roma	Romani women	Overall population
M1.2	Integrating Roma and Egyptian families through pilot projects on urbanization and integration of informal areas with a considerable Roma and Egyptian population		Total Budget planned (2018)
	<p>Data is not available for year 2018 for this measure. MoF is the responsible institutions for this measure.</p>		EUR N/A
Total Budget			

		spent (2018) EUR N/A	
M1.3	<p>Providing assistance to local government for mapping out Roma and Egyptian informal settlements which do not conflict with the regulatory plans, including a calculation of costs necessary for urbanization.</p> <p>This measure was completed on 2016 in the framework of the implementation of the Action Plan for Social Housing 2016-2020, for activities 1.4.3 and 1.4.4 and its funding was covered by UNDP. http://www.al.undp.org/content/dam/albania/docs/Social%20Housing%20Strategy%20English.pdf.</p> <p><i>(Additional explanation related to this measure is provided at the attached end-note document).</i></p>	<p>Total Budget planned (2018) EUR 0</p> <p>Total Budget spent (2018) EUR 0</p>	
Objective 2: More Roma and Egyptian families included in the direct and indirect housing programmes.			
More Roma and Egyptian families included in the direct and indirect housing programmes.			
Total budget		EUR 9,690,648]	
Indicator		1,500 Roma and Egyptian families will be included in the direct and indirect housing programmes by the end of 2020.	
Baseline (2015)		Roma Total	Roma female
			Overall population
Milestone (2018)			
Budget planned (2018)		EUR 5,012,949	
Budget spent (2018)		EUR 5,025,587	
Achievement (2018)		Roma	Roma female
		2,545	Overall population
Measures under objective 2 implemented in 2018			
M2.1	<p>Providing assistance to Roma and Egyptian families which are unable to pay the social housing rent, and the ones which have or will be entitled to subsidized loan (including, without limitation, negotiation of payment plans, referral to employment and other relevant services).</p> <p>127 Roma and Egyptian families benefitted from additional services in case of inability to pay financial obligations within a housing program during year 2018 against 42 families reported on 2017. The municipalities supported these families with the employment promotion programs thus helping them to be employed and afford the payments that come from the housing programs.</p>	<p>Total Budget planned (2018) EUR 192,000</p> <p>Total Budget spent (2018) EUR 120,960</p>	

	<p>The 2018 target for this indicator was 200 Roma and Egyptians families and performance against target is 63%.</p> <p>The MoF and National Housing Agency in coordination with MoHSP and local government units are the responsible implementing institutions.</p> <p><i>Year 2015 Baseline: No families</i> <i>Year 2016 achieved : 55 families</i> <i>Year 2017 achieved: 42 families</i> <i>Year 2018 achieved: 127 families</i></p>									
	<table border="1"> <thead> <tr> <th>Roma & Egyptians</th> <th>Roma</th> <th>Egyptians</th> <th>Overall population</th> </tr> </thead> <tbody> <tr> <td>25 families</td> <td>66 families</td> <td>36 Families</td> <td></td> </tr> </tbody> </table>	Roma & Egyptians	Roma	Egyptians	Overall population	25 families	66 families	36 Families		
Roma & Egyptians	Roma	Egyptians	Overall population							
25 families	66 families	36 Families								
M2.2	<p>Training local government staff for the preparation of narrative and financial proposals, with the aim to attract funds and implement housing projects responding to the needs of Roma and Egyptians and preventing segregation.</p> <p>21 local government officials were trained during years 2018 in order to raise their capacities on preparation of narrative and financial proposals. The housing strategy sets this measure for year 2016 only.</p> <p>The MoF is the responsible implementing institution.</p>	<table border="1"> <tbody> <tr> <td>Total budget planned (2018) EUR 0</td> </tr> <tr> <td>Total Budget spent (2018) EUR 0</td> </tr> </tbody> </table>	Total budget planned (2018) EUR 0	Total Budget spent (2018) EUR 0						
Total budget planned (2018) EUR 0										
Total Budget spent (2018) EUR 0										
M2.3	<p>Informing local government units and providing technical assistance regarding the MUD programme “On the improvement of living conditions of Roma/Egyptian communities” in order to increase the number of applications each year.</p> <p>22 municipalities have received funding from the MoFE and submitted projects in accordance with the terms of reference released by MoFE during year 2018.</p> <p>MoFE is the responsible implementing institution.</p> <p><i>(Additional explanation related to this measure is provided at the attached end-note document).</i></p> <p><i>Year 2015 Baseline: 0 LGUs</i> <i>Year 2016 achieved : 10 LGUs received funds</i> <i>Year 2017 achieved: 13 LGUs received funds</i> <i>Year 2018 achieved: 22 LGUs received funds</i></p>	<table border="1"> <tbody> <tr> <td>Total Budget planned (2018) EUR 3,055,109</td> </tr> <tr> <td>Total Budget spent (2018) EUR 3,055,109</td> </tr> </tbody> </table>	Total Budget planned (2018) EUR 3,055,109	Total Budget spent (2018) EUR 3,055,109						
Total Budget planned (2018) EUR 3,055,109										
Total Budget spent (2018) EUR 3,055,109										
M2.4	<p>Amending the Law "On Social Housing Programmes" (no. 9232) to ensure that the most vulnerable beneficiaries, including Roma and Egyptians, can benefit from these programmes, in line with the People’s Advocate and civil society recommendations.</p> <p>The Law “On Social Housing” has been approved in May 2018. There are 33 decree of the Government under preparation, of</p>	<table border="1"> <tbody> <tr> <td>Total Budget planned (2018) EUR 0</td> </tr> <tr> <td>Total Budget</td> </tr> </tbody> </table>	Total Budget planned (2018) EUR 0	Total Budget						
Total Budget planned (2018) EUR 0										
Total Budget										

	which 8 have been identified and classified as the most urgent ones, due to their importance.	spent (2018) EUR 0
M2.5	<p>Improving the housing conditions of Roma and Egyptians (through small grants for municipalities for new infrastructure, water supply and sewage, hydro- sanitary equipment or new constructions.</p> <p>424 Roma and Egyptians families benefited during year 2018 through small grants for municipalities for new infrastructure, water supply and sewage, hydro- sanitary equipment or new constructions against 508 reported during year 2017.</p> <p>MoF is the responsible implementing institution.</p> <p><i>Year 2015 Baseline: No data available</i> <i>Year 2016 achieved : 187 Roma and Egyptian families</i> <i>Year 2017 achieved: 508 Roma and Egyptian families</i> <i>Year 2018 achieved: 424 Roma and Egyptian families</i></p>	<p>Total Budget planned (2018) EUR 768,097</p>
		<p>Total Budget spent (2018) EUR 851,775</p>
	<p>Roma families</p> <p>424</p>	<p>Overall population</p>
M2.6	<p>Preparing guidelines for adequate design of social housing in order to develop new types of accommodation (i.e. one floor-dwellings) more suitable for larger families engaged in income generation activities (i.e. trades/crafts, collection of second hand goods or materials, raising domestic animals), especially in suburbs and/or rural areas.</p> <p>Nothing new reported for year 2018.</p>	<p>Total Budget planned (2018) EUR 0</p>
		<p>Total Budget spent (2018) EUR 0</p>
		<p>Budget planned (2018) EUR 997,743</p>
M2.8	<p>Implementing the programme for the reconstruction of Roma and Egyptian dwellings that cannot be considered an apartment or house (i.e. tent, shack), as well as constructing new dwellings and providing support services necessary for promoting their gradual socio- economic integration.</p> <p>22 LGUs applied during year 2018 to the MoFE and have been awarded.</p> <p><i>(Additional explanation related to this measure is provided at the attached end-note document).</i></p> <p><i>Year 2015 Baseline: 0 LGU</i> <i>Year 2016 achieved : 10 LGUs</i> <i>Year 2017 achieved: 13 LGUs</i> <i>Year 2018 achieved: 22 LGUs</i></p>	<p>Budget spent (2018) EURO 997,743</p>

	Roma families		Overall population
	424		
M 2.9	Including alternative criteria which could allow Roma and Egyptians better access to social housing programs.		State Budget planned (2018)
	There are 3 indicators for this measure.		EUR N/A
	First indicator: N/A data for Roma and Egyptian families which benefitted during year 2018 from social rental housing throughout the country in the following municipalities		State Budget spent (2018)
			EUR N/A
	Roma	Egyptians	Overall population
	N/A	N/A	
	Second indicator: 1 Roma family benefitted during year 2018 from low-cost dwellings.		
	Roma	Romani women	Overall population
1			
Third indicator: N/A data for Roma and Egyptian families benefitted from rent bonus during year 2018.			
<i>Year 2015 Baseline: 0 families</i>		State budget spent (2018)	
<i>Year 2016 achieved : 219 Roma and Egyptian families benefitting from social rental housing.</i>			
<i>Year 2017 achieved: 434 Roma and Egyptian families benefitted from social rental housing</i>			
<i>Year 2018 achieved: N/A data for Roma and Egyptian families benefitted from social rental housing</i>		EUR N/A.	
M2.10	Preparing the legislation and guidelines, and amending the law on expropriation for calculating the costs for housing of families that cannot benefit from expropriation because of their status as illegal construction, and including these costs in the draft-budget, and reflecting this process in the legislation.		Total Budget planned (2018)
	There is no data available for this indicator for year 2018. Since year 2016 target for this indicator was 1 instruction for calculation of costs completed. The MoHSP in cooperation with local government and former MoJD were the responsible implementing institutions.		EUR N/A
M2.11	Preparing the legislation and guidelines for the prevention of evictions from dwellings/settlements, to achieve effective protection of human rights.		Total Budget planned (2018)
	The law "On Social Housing" provides for the prohibition of forced eviction and in a separate article sets out the procedures to be		No cost

	<p>followed by local self-government units to relocate families from the settlements. A draft decree on the procedures for displacements and institutional cooperation has been given the highest priority. It has been discussed in a stakeholders meeting in early January 2019, where representatives of Roma and Egyptian minorities, Peoples' Advocate, Commissioner Against discrimination and Intolerance and other national and local institutions took part. It is expected that the 8 first draft decrees of the Law 22/2018, including the aforementioned one, to be sent to Council of Minister by early May 2019.</p>	<p>Budget spent (2018) No cost</p>
--	--	---

Reporting person	
Name SURNAME	Doris Andoni
Position	Roma Focal Point
Institution	Ministry of Finance (Husing)
Email	doris.andoni@fianaca.gov.al

<i>POLICY COORDINATION, MONITORING AND ASSESSMENT</i>			
Goal: To create synergies between different sectors			
To create synergies between different sectors.			
Total budget	EUR		
Indicator	[please insert indicator as stated in the Strategy]		
Baseline (2015)	Roma male	Roma female	Overall population
Milestone (2018)			
Budget planned (2018) MoHSP	EUR 17,805		
Budget spent (2018)	EUR 18,827		
Achievement (2018)	Roma male	Roma female	Overall population
<i>Objective 1: To monitor inequalities faced by Roma and Egyptian</i>			

monitor inequalities faced by Roma and Egyptian			
Total budget	EUR		
Indicator	[please insert indicator as stated in the Strategy]		
Baseline (2015)	Roma male	Roma female	Overall population
Milestone (2018)			
Budget planned (2018)	EUR 17,805		
Budget spent (2018)	EUR 18,827		
Achievement (2018)	Roma male	Roma female	Overall population
Measures under objective 1 implemented in 2018			
M1.1	Publishing an annual narrative and financial report on implementation of the Action Plan for Integration of Roma and Egyptians.		Total Budget planned (2018) EUR 16,488
	One annual narrative and financial report on implementation of the Action Plan for Integration of Roma and Egyptians was published during year 2018.		Total Budget spent (2018) EUR 0
	MoHSP is the responsible implementing institution.		
	Roma	Romani women	Overall population
M1.2	Organizing six-monthly meetings of Roma focal points in ministries and civil society stakeholders (including Roma and Egyptians) to provide updates on Action Plan implementation and resolve any problems.		Total Budget planned (2018) No cost
	In order to provide updates on Action Plan implementation and resolve any problems, MoHSP's Roma Focal Point organized during 2018 five meetings with participation of focal points at Line Ministries as well as civil society stakeholders (including Roma and Egyptians)		Total Budget spent (2018) No cost
	MoHSP is the responsible implementing institution.		
M1.3	At the beginning of every calendar year, meeting with all line ministries responsible for Action Plan implementation to discuss priority actions and possible cooperation with other stakeholders.		Total Budget planned (2018) No cost
	5 Meetings were held with participation of representatives from all Line Ministries who responsible for implementation and reporting of achievements of Action Plan. In these meetings the priority actions and possible cooperation with other stakeholders issues were discussed.		Total Budget spent (2018) No cost
	MoHSP is the responsible implementing institution.		
M1.4	Following up with ministries responsible for Action Plan implementation to ensure they all identify a focal point person and provide social inclusion introductory training for any new focal points.		Total Budget planned (2018) No cost

	<p>During the work for drafting the 2107 progress report, the new Roma focal points were assigned by the municipalities and subordinate institutions who would be responsible to report the implementation of NAPIRE. The network with all focal points was updated.</p> <p>MoHSP is the responsible implementing institution.</p>	<p>Total Budget spent (2018)</p> <p>No cost</p>
M1.5	<p>Every six months, three local government units and Regional Councils will be visited to collect data on implementation of the Action Plan and record any challenges that should be discussed at the inter- ministerial meetings.</p>	<p>Total Budget planned (2018)</p> <p>EUR 1,428</p>
	<p>In the framework of the project "Economic and Social Empowerment of Roma and Egyptians - Boost for Social Inclusion" (ESERE), in partnership with the Ministry of Health and Social Protection and Regional Health Directorate, the second coordination meeting for improving the healthcare system access for Roma and Egyptians was conducted in Durres .</p> <p>Taking into account the priority of the Action Plan of Council of Europe's for the Inclusion of Roma and Travelers (2016-2019) adopted by the Committee of Ministers of the Council of Europe in March 2016, a meeting with representative from central and local government in order to emphasize the policy measures at local and regional level which are crucial to improving the life of Roma minority was organized . The meeting also aimed at the signing of the Declaration of the Mayors and Local and Regional Representatives of the Council of Europe Member States against Anti-Gypsyism from the following municipalities:</p> <ul style="list-style-type: none"> - Gramsh - Durres - Elbasan - Belsh - Himare - Përrenjas - Roskovec - Patos -Tirana - Pogradec - Lushnje <p>MoHSP is the responsible implementing institution.</p>	<p>Total Budget spent (2018)</p> <p>EUR 2,450</p>
M1.6	<p>Organizing a consultation with local government units to discuss the draft annual narrative and financial report.</p>	<p>Total Budget planned (2018)</p> <p>EUR 1,428</p>
	<p>The report for the implementation of the National Action Plan of the year 2017 was discussed with all stakeholders during its presentation on June 2018.</p> <p>MoHSP is the responsible implementing institution.</p>	<p>Total Budget spent (2017)</p>

			EUR 1,428
	Roma organization	Egyptian Organization	Overall population
	8	7	
M1.7	<p>Providing information and guidance to civil society organizations interested in publishing an independent (shadow) progress report on Action Plan implementation.</p> <p>Appropriate advice was provided for different organizations of civil society including Institute of Roma Culture in Albania, for preparation of independent report on the implementation of the National Action Plan (2017). MoHSP is the responsible implementing institution.</p>		<p>Total Budget planned (2018)</p> <p>EUR 4,949</p>
			<p>Total Budget spent (2018)</p> <p>EUR 4,949</p>
M1.8	<p>Re-designing the online monitoring and reporting system with the new Action Plan indicators and providing training and technical assistance for its users.</p> <p>MoHSP supported by UNDP, improved the online monitoring and reporting system (ROMALB) focusing more at reporting and designing of a dashboard for the system. Capacity building programs and remotely technical assistance was provided for all 140 users (current and new ones) of the system during November 2018-February 2019.</p> <p>MoHSP is the responsible implementing institution.</p>		<p>Total Budget planned (2018)</p> <p>EUR 8,000</p>
			<p>Total Budget spent (2018)</p> <p>EUR 8,000</p>
M1.9	<p>Updating the online monitoring and reporting system with new data from users at different levels.</p> <p>During December 2018 - February 2019 all users of the ROMALB system, at all levels, entered the appropriate data for their own sector. 140 users were representatives of local governance units, Ministry of Education, Ministry of Health and Social Protection, Ministry of Interior, Ministry of Finance. New changes at the ROMALB system were recommended to be reflected in accordance to the new template progress report required.</p> <p>MoHSP is the responsible implementing institution.</p>		<p>Total Budget planned (2018)</p> <p>No Cost</p>
			<p>Total Budget spent (2018)</p> <p>No Cost</p>
M1.10	<p>Assessing the Action Plan qualitative indicators progress.</p> <p>No data reported for this measure during 2018.</p>		<p>Total Budget planned (2018)</p> <p>EUR 2,000</p>
			<p>Total Budget spent (2018)</p> <p>EUR 2,000</p>

M1.11	Supporting local government units to design and implement Local Action Plans for Roma and Egyptian communities. During 2018, no new Municipality drafted Action Plan for the Integration of Roma and Egyptian minority. MoHSP is the responsible implementing institution. <i>(Additional explanation related to this measure is provided at the attached end-note document).</i>	Total Budget planned (2018) No Cost
		Total Budget spent (2018) No Cost

Reporting person	
Name SURNAME	Ina KOKEDHIMA
Position	Roma Focal Point
Institution	Ministry of Health and Social Protection
Email	Ina.kokedhima@shendetesia.gov.al

Impact Assessment 2018

Code	Indicator	Roma			Overall population	Year	Source	Definition
		Male	Female	Total				
Education								
EDU1	Preschool education attendance rate	n/a	n/a	n/a	78.3%	2018	INSTAT	GER in Pre-Primary (ISCED level 02)
EDU2	Primary education enrolment rate	n/a	n/a	n/a	102.4%	2018	INSTAT	GER in Primary (ISCED level 1) Ratio of the surveyed population aged between 7 and 15 who are enrolled in education as share of all 7 to 15 year olds.

Budget

									This indicator is calculated using the question “Does s/he still attend school or training?” (b9) from the UNDP-WB dataset. The values “refused” and “don’t know” were defined as missing. The age groups 7 to 15 was used in this age schooling is compulsory in all surveyed countries. Six year olds are not included as many of them were not yet supposed to be enrolled in school when the survey took place. In some countries the period of compulsory schooling continues after the age of 15. However, the same age group was chosen for all countries. As no information about the class/grade was collected, it was speak about gross instead of net ratios.
EDU3	Secondary education enrolment rate	n/a	n/a	n/a	96.1%	2018	INSTAT	GER in Secondary (ISCED level 2+3)	
EDU4	Tertiary education enrolment rate	n/a	n/a	n/a	60.3%	2018	INSTAT	GER in Tertiary (ISCED level 6+7+8)	
EDU5	Primary education drop-out rate	n/a	n/a	n/a	n/a	2018			
EDU6	Secondary education drop-out rate	n/a	n/a	n/a	n/a	2018			
EDU7	Primary education completion rate	n/a	n/a	n/a	n/a	2018			
EDU8	Secondary education completion rate	n/a	n/a	n/a	n/a	2018			
EDU9	Tertiary education completion rate	n/a	n/a	n/a	n/a	2018			
EDU10	Literacy rate	n/a	n/a	n/a	n/a	2018			
EDU11	Special schools attendance rate	n/a	n/a	n/a	n/a	2018			
EDU12	Segregated schools attendance rate	0%	0%	0%	n/a	2018	Ministry of Education and Sports		

Employment								
EMP1	Employment rate	n/a	n/a	n/a	52.1%	2018	Labor Force Survey	Employment-to-population ratio (15+)
EMP2	Informal work rate	n/a	n/a	n/a	n/a	2018		
EMP3	Unemployment rate	n/a	n/a	n/a	12.3%	2018	Labor Force Survey	Percentage of unemployed to total labour force (15+)
EMP4	Long-term unemployment rate	n/a	n/a	n/a	8.3%	2018	Labor Force Survey	Percentage of unemployed for 12 months or more to the total labor force (15+)
EMP5	Last employment experience	n/a	n/a	n/a	n/a	2018		(months)
EMP6	No employment experience rate	n/a	n/a	n/a	n/a	2018		
EMP7	NEET youth rate	n/a	n/a	n/a	28.6%	2018	Labor Force Survey	% of youth NEET to population (age group 15-24) * % of youth NEET to population (age group 18-24)
Health								
HEA1	Access to health insurance rate	n/a	n/a	n/a	n/a	2018		
HEA2	Infant mortality rate	n/a	n/a	n/a	8.9	2018	INSTAT	Number of death under 1 years old per 1000 live births
HEA3	Life expectancy at birth	n/a	n/a	n/a	78.9	2018	INSTAT	(years)
Housing								
HOU1	Homelessness rate	n/a	n/a	n/a	n/a	2018		
HOU2	Connection do water rate	n/a	n/a	n/a	n/a	2018		Percentage of individuals where their dwellings are connected to drinking water supply system.
HOU3	Connection to electricity rate	n/a	n/a	n/a	n/a	2018		Percentage of individuals where their dwellings are connected to electric power.

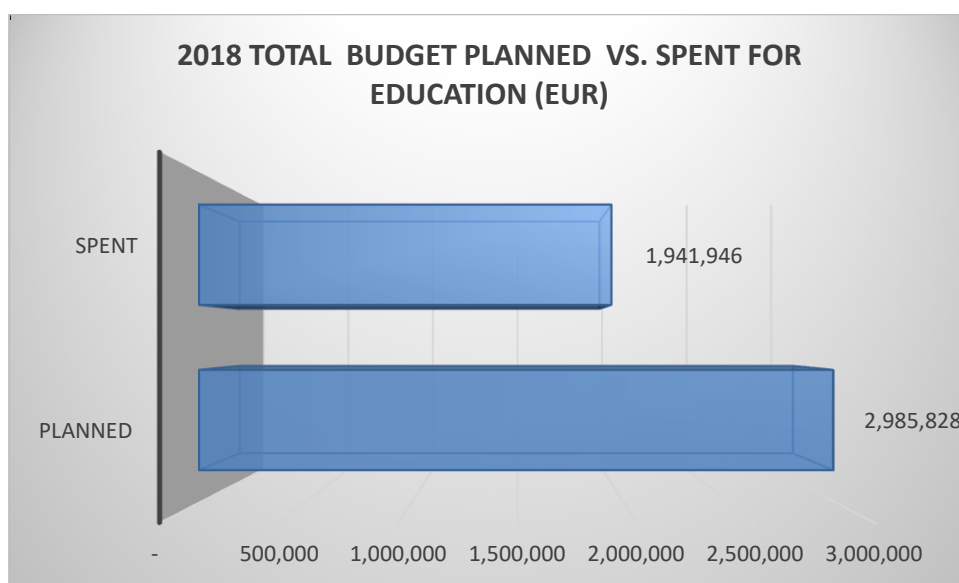
HOU4	Holding property documents rate	n/a	n/a	n/a	93.7%	2017	Household Budget Survey (INSTAT)	Percentage of individuals who are owners or are becoming owners waiting for the legalization.
HOU5	Segregated neighbourhood rate	n/a	n/a	n/a	n/a	2018		
HOU6	Overcrowding	n/a	n/a	n/a	12.55	2017	Household Budget Survey	(square meters)
							(INSTAT)	Overcrowding is calculated aver dwellings for residence purposes.
Cross-cutting								
CRC1	At-risk-of-poverty rate	n/a	n/a	n/a	n/a	2018	SILC[1]	
CRC2	Average income	n/a	n/a	n/a	n/a	2018	SILC	(loc. currency)
CRC3	Absolute poverty rate	n/a	n/a	n/a	n/a	2018	LSMS	Percentage of Roma under absolute poverty line
CRC4	Discrimination experience rate	n/a	n/a	n/a	n/a	2018		
CRC5	Civil registration rate	n/a	n/a	n/a	n/a	2018		

[1] [The data on SILC will be available by end of the year 2018](#)

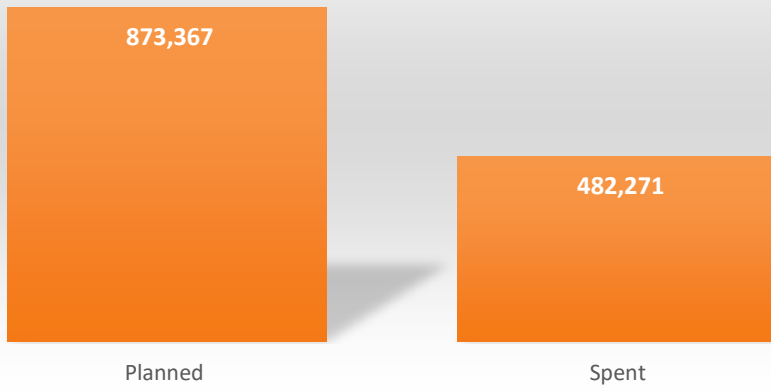
Graphs of budget planned/spent for all sectors

Budget 2017	
Budget overview	
Total budget planned for Strategy implementation in 2018	EUR 10,731,565
Total budget spent for Strategy implementation in 2018	EUR 8,849,340
Budget breakdown for priority areas	
Total budget spent for EDUCATION in 2018	EUR 1,941,946
Total budget spent for EMPLOYMENT in 2018	EUR 482,271
Total budget spent for HOUSING in 2018	EUR 5,025,587

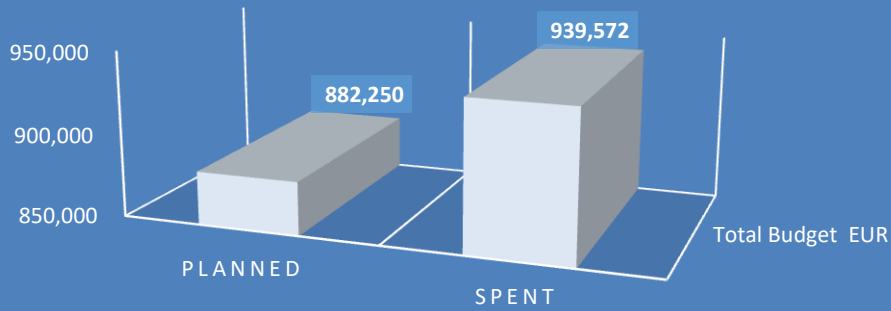
Total budget spent for HEALTH in 2018	EUR 939,572
Total budget spent for CIVIL REGISTRATION in 2018	EUR 186,218
Total budget spent for SOCIAL PROTECTION in 2018	EUR 254,919
Total budget spent for POLICY COORDINATION, MONITORING AND ASSESSMENT in 2018	EUR 18,827
<i>Budget breakdown for other Strategy related spending</i>	
Total budget spent for reporting, monitoring and evaluation in 2018	EUR 8,000



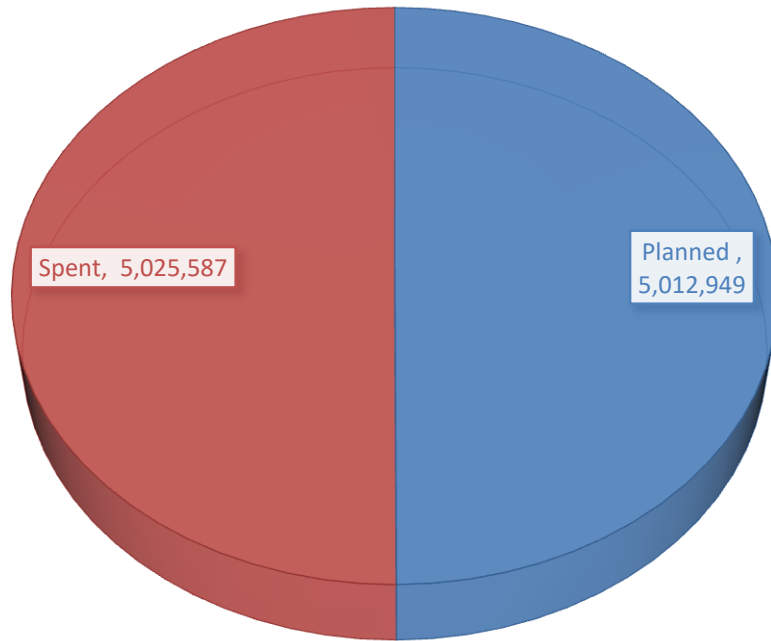
2108 TOTAL BUDGET PLANNED VS. SPENT FOR EMPLOYMENT (EUR)



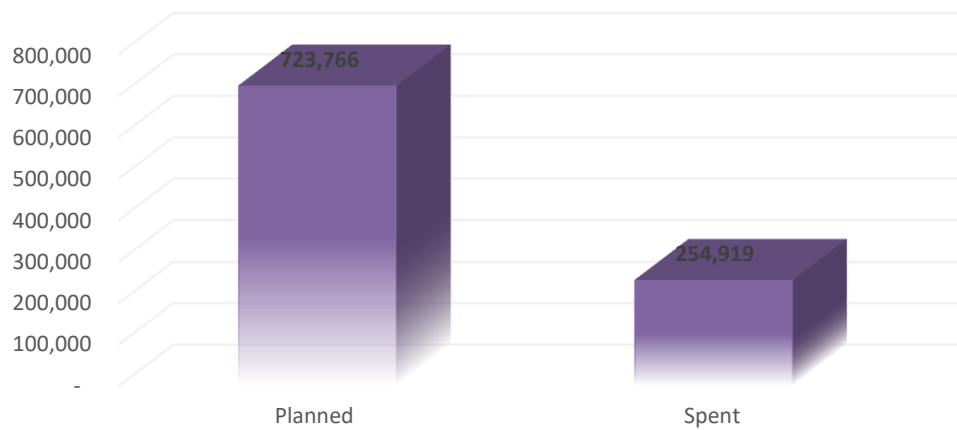
2018 TOTAL BUDGET PLANNED VS. SPENT FOR HEALTH (EUR)



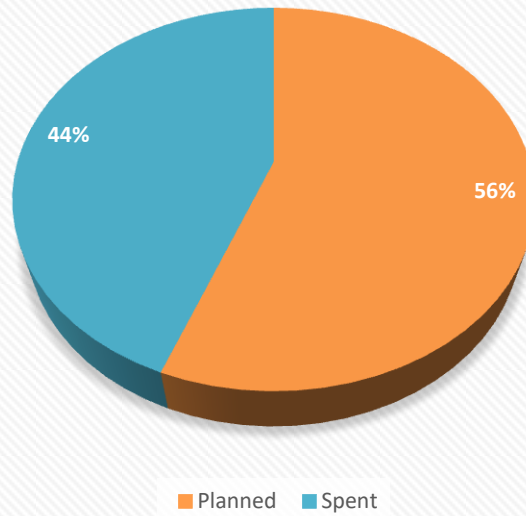
2018 TOTAL BUDGET PLANNED VS. SPENT FOR HOUSING (EUR)



2018 TOTAL BUDGET PLANNED VS. SPENT FOR SOCIAL PROTECTION (EUR)



2018 TOTAL BUDGET PLANNED VS. SPENT FOR CIVIL REGISTRATION (EUR)



END NOTE DOCUMENT

MEASURES BY PRIORITY AREAS

EDUCATION AND PROMOTING INTERCULTURAL DIALOGUE

M 1.1

There are two factors contributed toward this achievement: i. The priority of the MoES, during year 2018, for registration of the Roma and Egyptian children in the pre-school system; ii. The higher number of identification of unregistered Roma and Egyptian children as a result of the work done by Regional Directorate of Education throughout the country.

The total number reported includes Roma and Egyptians in DAR Tirane Qark (450) , Berat (906), Durrës (1030), Elbasan (1983), Fier (486), Gjirokaster (215), Korçë (1631) , Kukës (37), Lezhë (299), Shkodër (491), Vlorë (897), DAR Tirana City (2,821), Kamez (546), Kavajë (533), Gramsh (75), Delvinë (77), Permet (61), Peqin (184), Lushnjë (451), Pogradec

(231), Skrapar (7), Bulqize (54), (Mat 210), Mallakaster (9), Tepelene (86), Kolonje (1), Tropoje (24), Mirdite (39), Sarande (103),

M1.4

There is an increase in the number of Roma and Egyptian children who have benefitted from homework during year 2018. The following explanation can be provided on this regard: During year 2017-2018, it's evident an increase in the quality of education of the Roma and Egyptian children. This is due to their inclusion in pre-school education and consequently the number of those who have learning difficulties is decreased. In addition to that, the instruction of the Ministry of Education and Sports, No. 21, dated August 8, 2014, "On increasing the attendance of pre-school education by Roma and Egyptian children" has its effects on increasing the involvement of children of both communities in education as well as inclusion of their parents in the school's activities.

M1.5

The instruction of the Ministry of Education and Sports, No. 21, dated August 8, 2014, "On increasing the attendance of pre-school education by Roma and Egyptian children" has its effects on increasing the involvement of children of both communities in education as well as inclusion of their parents in the school's activities.

There is a decrease of the 2018 number reported for this indicator. The ROMALB - electronic data collection system - shows that almost 25% of the Education Regional Offices did not report this indicator (data missed) for the following reason:

The new reform, which is being implemented by MoES, which has led to the restructuring of regional offices, has been accompanied by a stumbling block in the reporting of 2018 data from these offices at the local level. The personnel trained and responsible to enter the Action Plan's indicators data in the ROMALB system, is no longer in that position as a consequence of the latter. This has resulted in limited data reporting for some MoES in the education local offices.

M1.7

The instruction of the Ministry of Education and Sports, No. 21, dated August 8, 2014, "On increasing the attendance of pre-school education by Roma and Egyptian children" has its effects on the good performance for this indicator which reflects an involvement of children of both communities in education as well as inclusion of their parents in the school's activities.

M1.14

The MoES, particularly during year 2017 has undertaken several initiatives to raise awareness of Roma and Egyptian communities to be enrolled and attend the part time basic education programs.

For the implementation of this activity, school teachers have been required to perform additional working hours. Two hours per week, different seminars have been conducted by

teachers after school hours in every school which were attended by Roma and Egyptian children. In addition to that uneducated Roma and Egyptian parents were present. They have learned how to write together with their children.

M 2.2

For the next year (2019 report), this indicator is projected to be dropped from the action plan. This is because of the new curricula which are already been drafted. In recent years, new curricula and new textbooks have been compiled in accordance with the curriculum framework and standards for textbooks of pre-university education, including issues of tolerance, marginalization, ethnicity, sexual orientation, gender equality, etc.

M2.5

The following are the schools that have reported the highest number of intercultural activities organized: Vlore (83 schools) ; Tirane (16 schools); Berat (54 schools); Elbasan (8 schools: Hamit Mullisi, Sule Misiri, Jeronim de Rada, Alush Lleshanku, Onufri); Gjirokaster (10 schools); Korce (16 schools) etc. 149 schools are in urban areas and 133 are in rural ones.

M3.4

M3.5

The largest number of families, which were referred to social protection services or other sources of support for children that drop out of school, belong to the following Municipalities: Tirana (56) , Elbasan (25), Shkoder (18). In the most cases, emigration and domestic violence were the reasons for dropping out of school. Increased intensity of field visits during year 2018 by local government units as well as by regional education directorates resulted in more families referring to social protection services or other sources of support for children that drop out of school.

M4.1

1. Multicultural Festival 2018 16th edition. There were 8 participants from the Roma community and 10 participants from the Egyptian community.
2. "Realization of "Muze" house - Revitalization of the Artist of the People' figure named Laver Bariu (representative of Egyptian community)

M4.6

In the premises of the National Historical Museum, Mr. Sead Kazanxhi (representatives of Roma community) organized the activity titled "FOLETE" The event was organized in cooperation with ERIAC - European Institute for Roma Art and Culture based in Berlin.

EMPLOYMENT AND VOCATIONAL EDUCATION AND TRAINING (VET)

M.3.1

In 2018, 90 employees were trained in employment services. Training program particularly targeted vulnerable groups, including the Roma and Egyptian community. Out of this total: 54 employees have been trained for the Start Smart program supported by GIZ, 18 employees have been trained for the self-employment program supported by UNDP, and 18 employees for the career counselling program supported by SWISS Cooperation.

HEALTH

M1.5

This indicator includes all Roma and Egyptians that are equipped with free of charge health card (children, pregnant women, unemployed etc.,) as well as the ones that received the health card through financial contribution for health insurance. There are no data available for the division urban/rural.

M2.1

The following initiatives were taken from MoHSP

In January 2018, the National Health Care Community program was launched through which health care is provided in settlements, mainly for marginalized Roma and Egyptian minority groups.

In the framework of initiatives undertaken by the Ministry of Health and Social Protection, in March 2018, the "Queen Geraldine" Maternity in Tirana initiated the initiative to provide dedicated and free services for Roma and Egyptian women who would benefit from obstetrical and gynaecological surgeries, pap test, free visits and all the services they need. 100 eco gynaecologists were offered without recommendation, only with authentication at the Old Maternity, Queen Geraldina.

The purpose of this initiative is to increase access to services for marginalized women but to reduce sickness or complications, aiming at preventing disease through early controls. During the hours 14:00 - 16:00 dedicated services are offered to women from Roma and Egyptian minorities.

The program's results in 2018 are:

- a. 100 mammograms in the areas of Durres and Tirana.
- b. 49 ophthalmic and goggle visits in Laçi town

CIVIL REGISTRATION

M2.2

The training programs were supported by donors such as OSCE, IOM, Terre Des Homes, FRONTEX, as well as by local NGOs such as "Different and Equal" and "VATRA" centre

"Different and Equal" Center has organized 4 one-day trainings in the districts of Tirana, Fier, Elbasan and Korça to increase the knowledge and skills of law enforcement agencies in relation to anti-trafficking legislation, especially new laws adopted during the implementation of justice reform

Within the project "Respect for and protection of victims of human trafficking from local law enforcement agencies", funded by the US Embassy / Public Relations Office, Office of the National Coordinator for Combating Trafficking in Persons in Cooperation with the Vatra Psycho-Social Center during January-March 2018 5 trainings were conducted with state police structures and prosecutors of 5 counties: Kukes, Fier, Durrës, Shkodër and Vlora. Participants in the training were representatives of local law enforcement agencies, such as employees from the Sector for Investigation of Illegal Trafficking, Border Police and Migration, Public Order structures, Judicial Police Officers and District Prosecutors.

From the Department of Border and Migration, in total, 41 persons were trained on anti-trafficking issues and more specifically; 23 employees participated in the training on "Fight against Trafficking in Human Beings" organized by FRONTEX and the Security Academy and 18 employees participated in the training on "Identifying vulnerable groups in mixed migration flows" organized in cooperation with IOM.

The Office of the National Coordinator for the Fight Against Trafficking in Persons, in cooperation with the OSCE, on 17-18 September 2018, at the Academy of Security, held a training on "Use of information technology in the fight against trafficking of persons", with the participation of 20 police officers.

In the framework of the project "Improving service delivery and awareness raising in the fight against trafficking in human beings in the Balkan region: Albania, Macedonia, Montenegro, Kosovo", on 23-24 October, in cooperation with Terre des Hommes it was held the training program on "Unified Standard Action Procedures (SOPS) for International Cooperation in Case Management". The training was attended by 30 persons: members of the Child Protection Officers and Social Service staff from the regions of Kukës, Korçë, Shkodër, Tirana, Elbasan. On December 7, 2018, in Tirana, the Office of the National Coordinator for Combating Trafficking in Persons in cooperation with Terre des Hommes organized a training on capacity building on "Identifying and managing cases of unaccompanied minors and victims / potential victims of trafficking ". There were a total of 15 participants in the training: the staff of the National Reception Center for Asylum Seekers, employees of the State Agency for Rights and Protection of Children and representatives from the Child Protection Unit, Tirana.

SOCIAL PROTECTION

M1.5

The municipalities reported for this indicators explained that in cooperation with ministry - licensed NGOs have provided services to the Roma and Egyptian communities, consisting of: administrative need, civil registration, children's registration for the first time in the Republic of Albania, medical reimbursement, health cards, vaccination, employment and vocational training, transportation, children enrolment in school, illiteracy classes, parenting classes, counselling, day care at the center, support for community initiatives (food, clothing, school supplies). etc.

M1.7

Large number is reported from municipality of Durres (411) Permet (170), Librazhd (90),Lezhe (120) Cerrik (165) Pogradec (100) Shkoder 63.

In Pogradec, the Different and Equal organization through the project "Empowering young people to develop anti-trafficking campaigns" has developed 10 activities in 10 different schools of the city and administrative units, where Roma and Egyptian youth are informed about the dangers of trafficking.

M1.8

The beneficiaries were located in the residential centres of Berat, Diber , Durres , Elbasan , Fier, Gjirokaster, Korce, Lezhe, Shkoder,Tirane, Vlore. (Kukes has 0 case reported).

In 2018, compared to 2017, there are fewer Roma and Egyptian children receiving services in residential centers. This is due to the provision of family services. Thus, in the cases of children of both communities treated by Child Protection Officers in local units, services are provided to the family by indirectly affecting their children by reducing the number of cases settled in residential centers.

Also, the employment and integration of these two communities in society has generally affected the reduction of beneficiaries in residential centers and the removal from the support scheme.

M1.12

Municipality	*Total number of cases referred and monitored electronically	Roma	Egyptian
Berat	28	5	12
Ura Vajgurore	2	0	0
Kucovë	24	6	0
Skrapar	1	0	0
Poliçan	0	0	0
Dibër	44	0	2
Bulqizë	33	0	0
Mat	2	0	0
Klos	4	0	0
Durrës	70	4	13
Shijak	0	0	0
Krujë	61	0	25
Elbasan	115	8	10
Cërrik	36	3	14
Belsh	5	0	0
Peqin	2	0	0

Gramsh	3	0	1
Librazhd	4	0	0
Prrenjas	39	0	0
Fier	124	0	33
Patos	12	0	0
Roskovec	1	0	0
Lushnje	14	0	6
Divjakë	6	0	0
Mallakastër	8	0	8
Gjirokastër	18	8	5
Libohovë	0	0	0
Tepelenë	2	0	0
Memaliaj	1	0	0
Përmet	1	0	0
Këlcyrë	3	1	0
Dropull	0	0	0
Korçë	21	6	7
Maliq	8	0	0
Pustec	0	0	0
Kolonjë	0	0	0
Devoll	0	0	0
Pogradec	57	0	0
Kukës	16	6	0
Has	0	0	0
Tropojë	15	1	0
Lezhë	22	3	3
Mirditë	5	0	0
Kurbin	8	0	0
Malësi e Madhe	3	0	0
Shkodër	212	10	5
Vau Dejës	15	0	0
Pukë	0	0	0
Fushë Arrëz	0	0	0
Tiranë	544	65	37
Kamëz	131	8	12
Vorë	4	0	0
Kavajë	66	6	16
Rrogozhinë	18	0	0
Vlorë	46	3	2
Selenicë	0	0	0
Himarë	22	0	0
Sarandë	20	0	0
Konispol	0	0	0

Finiq	0	0	0
Delvinë	1	0	0
	1897	143	211

**In this number are included cases for all population.*

M1.14

The construction costs and equipment of the intercultural community centers (in districts) are about EUR 75,000. While the annual cost of operation and maintenance is at least 6000 EUR, which includes the cost of a person employed as well as equipment and maintenance. So in total the cost of a center is - Eur 81,000. The beneficiaries of these community centers are also members of Roma and Egyptian communities.

HOUSING

M1.3

A map aimed at prioritizing investments for the Roma and Egyptian communities and providing assistance for housing facilitation was completed. The product included as following : a) feasibility studies in four municipalities (Tirana, Durrës, Kavaja and Belsh) for the construction of new buildings for housing to pave the way for investments in concrete projects for building social housing in these municipalities; b) a database for the homeless nationwide in 61 municipalities that enables the responsible Ministry to have a digital yearly register of families in need of shelter in Albania; and c) identification of the number and situation of Roma and Egyptian communities in 61 municipalities to better prioritize investment in the coming years.

M2.1

11 Municipalities that have reported data for this service provided is as follow:

N0.	LGU	Roma	Egyptians	R&E	Total R&E	Total	Others
1	Belsh	1			1	201	200
2	Berat				0	15	15
3	Devoll	16			16	22	6
4	Durrës				0	46	46
5	Elbasan			25	25	30	5
6	Gramsh				0	7	7
7	Has	0			0	18	18
8	Kamez	0			0	13	13
9	Lezha	27			27	46	19
10	Librazhd		11		11	23	12
11	Lushnjë	1	14		15	52	37
12	Prrënjës		2		2	16	14
13	Saranda	8			8	67	59
14	Tepelene		1		1	34	33
15	Tropojë	13			13	155	142
16	Vlorë		8		8	15	7

17	Total	66	36	25	127	760	633
----	--------------	-----------	-----------	-----------	-----	------------	------------

M2.3

The following funds approved, in the amount of **381,888,696 ALL** or **EURO 3,055,109** and were distributed to all awarded municipalities.

LGU	Type of Project	Total Value of the project	No.of Roma families benefited	No.of Egiptian families benefited	NO. of other families	Total families
Belsh	1. Rehabilitation / Improvement of existing housing conditions	28,018,960	0	0	47	47
Cërrik	1. Rehabilitation / Improvement of existing housing conditions	18,865,188	2	17	25	44
Devoll	1. Rehabilitation / Improvement of existing housing conditions	16,172,843	27	6	1	34
Dibër	2. Adaptation of the existing building	6,890,881			10	10
Divjake	1. Rehabilitation / Improvement of existing housing conditions	38,732,161	44	21		65
Durrës	1. Rehabilitation / Improvement of existing housing conditions	8,450,092	23			23
Elbasani	1. Rehabilitation / Improvement of existing housing conditions	14,250,846	17	7		24
Fier	1. Rehabilitation / Improvement of existing housing conditions	15,925,779	28			28
Kelcyre	1. Rehabilitation / Improvement of existing housing conditions	16,688,445		29		29
Korçë	1. Rehabilitation / Improvement of existing housing conditions	5,843,251				0
Krujë	1. Rehabilitation / Improvement of existing housing conditions	16,248,074	1	3	26	30

Kuçovë	1. Rehabilitation / Improvement of existing housing conditions	14,839,439	19	4	3	26
Librazhd	1. Rehabilitation / Improvement of existing housing conditions	26,999,675	0	63		63
Lushnje	1. Rehabilitation / Improvement of existing housing conditions	20,000,000	15	2	20	37
Maliq 2	2. Adaptation of the existing building	11,902,982	9			9
Patos	2. Adaptation of the existing building	20,632,205		14	2	16
Përmet	1. Rehabilitation / Improvement of existing housing conditions	6,033,952		10		10
Pogradec 4	1. Rehabilitation / Improvement of existing housing conditions	-		23	14	37
Prenjas	1. Rehabilitation / Improvement of existing housing conditions	15,734,975	0	17	17	34
Roskovec 1	1. Rehabilitation / Improvement of existing housing conditions	11,020,945			19	19
Shkodër	3. Improvement of basic services (Construction of potable water network)	26,444,299	23		691	714
Vau Dejes 1	1. Rehabilitation / Improvement of existing housing conditions	25,534,702	0	0	45	45
X	Total All	381,888,696	208	216	920	1344

M2.8

The projects have contributed towards improving of housing for both communities located in the following municipalities: Belsh, Cërrik, Devoll, Dibër, Divjake, Durrës, Elbasani, Fier, Kelcyre, Korçë, Krujë, Kuçovë, Librazhd, Lushnje, Maliq 2, Patos, Përmet, Pogradec 4, Prenjas, Roskovec 1, Shkodër, Vau Dejes 1

These projects were realized with a total investment value of **EURO 3,055,109** with 424 family beneficiaries.

POLICY, MONITORING AND ASSESMENT

M1.11

On November 2018, ROMACTED presented the Situational Analysis of Roma and Egyptian Communities in the Municipalities of Vlora, Elbasan, Korca and Pogradec. The following institutions took part in these meetings such as : Ministry of Health and Social Protection, Ministry of Finance and Economy, Agency for the Support of Local Self-Governments, Ministry of Interior, Commissioner for Protection from Discrimination, Local Government Units, Local Government Associations.