NATIONAL ACTION PLAN FOR EQUALITY, INCLUSION AND PARTICIPATION OF ROMA AND EGYPTIANS IN THE REPUBLIC OF ALBANIA

(2021-2025)

REPUBLIKA E SHQIPËRISË
MINISTRIA E SHËNDETËSISË
DHE MBROJTJES SOCIALE

Disclaimer

The National Action Plan for Equality, Inclusion and Participation of Roma and Egyptians in Albania (2021-2025) was prepared on behalf of the Albanian Government by the Ministry of Health and Social Protection in close coordination with other relevant ministries, municipalities, independent institutions, international organizations, civil society organisations, experts and representatives of Roma and Egyptian minorities in Albania. The United Nations Development Program (UNDP) and the Council of Europe provided technical assistance throughout the process of writing this plan.

REPUBLIKA E SHQIPËRISË
MINISTRIA E SHËNDETËSISË
DHE MBROJTJES SOCIALE

JOINT SDG FUND

COUNCIL OF EUROPE
CONSEIL DE L'EUROPE

UNDP

NATIONAL ACTION PLAN FOR EQUALITY, INCLUSION AND PARTICIPATION OF ROMA AND EGYPTIANS IN THE REPUBLIC OF ALBANIA

(2021-2025)

November 2021

INTRODUCTORY REMARKS

Roma and Egyptians discrimination and exclusion have existed for centuries. Overcoming them requires long-term commitment from all of us. This action plan marks the beginning of a process that, despite the limitations when considering the objectives and the ambitious targeted measures, we expect it to bring positive outcomes and a shift in the trends towards improving access to quality public services for every Roma and Egyptian that lives in the territory of the Republic of Albania.

Roma population, and to a lesser extent the Egyptian population, have experienced drastic changes of their social and economic situation during the post-socialist period and transition to the market economy. Hence, from a relative integration to the rest of the society, Roma and Egyptians shifted to a marginalised and extreme poverty situation. Such evolution is documented in several reports through different surveys over the years. The social exclusion of Roma and Egyptian population consists a major concern for the Albanian Government.

During the last decade, the Albanian Government has taken steps forward in several areas aimed at improving the living conditions and inclusion of Roma and Egyptians, such as in the area of civil registration, social housing, education etc.

The National Action Plan for Equality, Inclusion and Participation of Roma and Egyptians in Albania (2021-2025) was endorsed by the Albanian Government on 18 November 2021.

The action plan was prepared on behalf of the Albanian Government by the Ministry of Health and Social Protection in close coordination with other relevant ministries, municipalities, independent institutions, international organizations, civil society organisations, experts and representatives of Roma and Egyptian minorities in Albania.

This plan constitutes a new commitment of the government, including integrated and targeted programs and actions for the Roma and Egyptian population that lives in Albania, aiming to narrow the gap in access to quality public services compared to the mainstream population. The plan is an escalation of the measures already implemented (during the previous action plan 2016-2020) and in progress, and it also launches new activities to promote the integration of Roma and Egyptians with funds provided by the state budget, while also identifying the financial gap. The total estimated cost for the implementation of the Action Plan for Equality, Inclusion and Participation of Roma and Egyptians 2021-2025 is 4,868,288,376 ALL, or 39,260,390 euro.

This action plan has seven priority sectors and it's vision aims at "Enabling the adequate conditions to achieve equality, participation and inclusion of Roma and Egyptian minorities in the Republic of Albania, in all aspects of social life, especially access to education, employment, housing, health and social services, to improve the quality of life and well-being, as well as to reduce the socio-economic and cultural gap between Roma and Egyptians on one hand and the rest of society on the other hand." The plan is carefully aligned with the new EU Roma Strategic Framework for Equality, Inclusion and Participation 2020-2030.

Znj. Ogerta Manastirliu

Minister, Ministry of Health and Social Protection

Table of content

ACRONYMS 3

PART I

8 **STRATEGIC BACKGROUND**

9 Introduction and scope of the document

11 Legal and institutional framework

16 Fundamental Principles

17 Current conditions, problems and challenges

44 Vision and Mission of the Document

PART II

45 **POLICY GOALS AND SPECIFIC OBJECTIVES**

46 NAPEIPRE 2021-2025 Policy Goals

PART III

61 **IMPLEMENTATION, RESPONSIBILITIES OF INSTITUTIONS, ACCOUNTABILITY, REPORTING AND MONITORING**

62 Responsibilities of Institutions

63 Evaluation and Monitoring Framework

PART IV

65 **BUDGET ANALYSIS**

ANNEX 1

71 **MATRIX OF THE NATIONAL ACTION PLAN FOR EQUALITY, INCLUSION AND PARTICIPATION OF ROMA AND EGYPTIANS 2021-2025**

ACRONYMS

VET	Vocational Education and Training
NAES	National Agency for Employment and Skills
AMA	Audiovisual Media Authority
SAPCR	State Agency for the Protection of Children's Rights
ARSIS	Initiative for Social Change
ASCAP	Quality Assurance Agency for Pre-university Education
SACRP	State Agency on Child Rights and Protection
SCA	State Cadastre Agency
ARDA	Agricultural and Rural Development Agency
EU	European Union
NLA	National Library of Albania
DPA	Department of Public Administration
RDPE	Regional Directorate of Pre-university Education
RDNC	Regional Directorate of National Culture
RDHSO	Regional Directorate of Healthcare Services Operator
GDPE	General Directorate of Pre-university Education
SIPP	Social Inclusion Policy Paper
GDT	General Directorate of Taxation
ECRI	European Commission against Racism and Intolerance
CHIF	Compulsory Healthcare Insurance Fund
IPMG	Integrated Policy Management Group
HEI	Higher Education Institutions
INSTAT	Institute of Statistics of the Republic of Albania
IPH	Institute of Public Health
CNM	Committee on National Minorities
CPD	Commissioner for Protection from Discrimination
MoES	Ministry of Education and Sports
MoI	Ministry of Interior
MoARD	Ministry of Agriculture and Rural Development
MoJ	Ministry of Justice
MoFE	Ministry of Finance and Economy
MoIE	Ministry of Infrastructure and Energy
MoC	Ministry of Culture
MoFA	Ministry of Foreign Affairs
MoHSP	Ministry of Health and Social Protection
CPU	Child Protection Unit

UMEP	Unit for Monitoring and Evaluation of Policies
LHU	Local Healthcare Unit
LGU	Local Government Unit
NARU	Needs Assessment and Referral Unit
CSO	Civil Society Organization
HCSP	Healthcare Services Provider
ALMP	Active Labour Market Programmes
EPP	Employment Promotion Programs
NAPEIPRE	National Action Plan for Equality, Inclusion and Participation of Roma and Egyptians
NETC	National Emergency Transitory Centre
NBRC	National Book and Reading Centre
NCCE	National Centre of Continuing Education
RCC	Regional Cooperation Council
NRCS	National Register of Civil Status
RTSH	Albanian Radio and Television
NSDI	National Strategy for Development and Integration
SSIGE	Sector of Social Inclusion and Gender Equality
SSS	State Social Service
TLAS	Tirana Legal Aid Society
UNDP	United Nations Development Programme
DCM	Decision of the Council of Ministers
LPEO	Local Pre-university Education Office

PART I

STRATEGIC BACKGROUND

1. Introduction and scope of the document

The National Action Plan for Equality, Inclusion and Participation introduces an escalation of the measures already taken and those under implementation, and will also provide for new activities to be initiated in order to promote the integration of Roma and Egyptians in such sectors as Employment, Housing, Education, Health, Civil Registration, Social Protection and Non-discrimination.

The National Action Plan for Equality, Inclusion and Participation of Roma and Egyptians 2021-2025 (hereinafter referred to as "NAPEIPRE 2021-2025") has been prepared on behalf of the Government of Albania by the Ministry of Health and Social Protection in coordination and consultation with other relevant ministries, local government units, independent institutions, civil society organizations and international organizations working in the area of integration of Roma and Egyptians in Albania.

This plan is a new commitment from 2021 to 2025 and it focuses on Roma and Egyptian minorities. The plan is an escalation of the measures already taken and those under implementation, and will also provide for new activities to be initiated in order to promote the integration of Roma and Egyptians with funds from the state budget, but it will also identify the financial gap for 2021-2025. NAPEIPRE 2021-2025 has been developed in close consultation with other relevant line ministries, representatives from the Roma and Egyptian communities, local government units, civil society organizations and other stakeholders.

In the Declaration of Western Balkans Partners on Roma Integration within the EU Enlargement Process, Albania committed itself to continue and further enhance its efforts for a full equality and integration of Roma, especially by implementing and following up the Joint Conclusions of the Roma Seminars, in such sectors as ***Employment, Housing, Education, Health, Civil Registration, Social Protection and Non-discrimination.*** Albania committed itself to develop, adopt and implement regional standards on public budgeting for targeted policies regarding Roma integration, as well as to increase public budgeting (at central and local level) for the integration of this community; to establish formal channels and mechanisms for the joint involvement of the local government and Roma community in the process of policy-making, decision-making, implementation and monitoring of the efforts undertaken to achieve the objectives under this Declaration. The plan is in full compliance with the new EU Roma strategic framework for equality, inclusion and participation 2020-2030.

The National Action Plan for the Integration of Roma and Egyptians (2016-2020) demonstrated that the central administration is well aware of the importance to develop new measures and activities for the promotion and integration of Roma and Egyptians with a special focus in reducing barriers faced by Roma and Egyptians, such as access to services, improving living conditions through integration and promotion of intercultural dialogue.

The measures within NAPIRE (2016-2020) were drafted in six priority areas: civil registration, education and intercultural dialogue, employment and skills development, healthcare, housing and urban integration and social protection. Human rights protection, including Roma, and anti-discrimination policies is one of the five key priorities of the agenda for Albania's accession to EU.

Despite the efforts of the Albanian Government and other organizations, the data from the last five years indicate that there are still issues with civil registration, education, employment, healthcare, housing and social protection. These issues are further exacerbated by current social stigma, stereotypes and discrimination, which unfortunately are still present against Roma and Egyptians.

Roma and Egyptians face with direct and indirect barriers while accessing to public services, which arise due to eligibility criteria that they cannot meet, to lack of information or failure to understand administrative procedures, as well as due to stigmatization and on-going discrimination from the rest of the population. Long-term exclusion has impacted the living conditions of Roma and Egyptians, the discriminating treatment in several instances from the rest of the population and their relationship with state institutions. **7**30 Roma and Egyptians have been identified during 2019 as having a civil registration which did not match to the real one. The data from the Regional Roma Survey indicate that 84% of the Roma community have access to electricity and 50% of them have access to piped water in their dwelling, compared to 89% of the non-Roma. The data of 2017 show that there is a gap between marginalized Roma and neighbouring non-Roma in terms of human capabilities and material well-being[1]. The gap is especially large for young people - only 22 percent of marginalised Roma aged 18-24 are in employment, education or training compared to 58 percent of non-Roma neighbours[2]. The annual report of the Commissioner for Protection from Discrimination, indicates that there were 43 cases of discrimination on the basis of race for 2017-2018[3]. The Roma and Egyptian community is not well informed on the rights, services or legal ways to receive such services. A society that respects and protects human rights, ensures the principle of equality and promotes equal chances and opportunities as an efficient means for a consolidated democracy and rule of law.

NAPEIPRE 2021-2025 will make sure to continue with the provision of care beyond short-term projects from the International Organizations and/or local ones. NAPEIPRE 2021-2025 has been drafted in such a manner as to ensure integration with planning, operational and control/ monitoring aspects. In order to recover the gap between planning and control, NAPEIPRE 2021-2025 provides for effective and efficient operations.

Funds for the implementation of the measures stipulated in NAPEIPRE 2021-2025, *have been allocated by the state budget, upon an evaluation of the available funds within the relevant line ministries. When state budget is not sufficient to fully meet the objectives,* NAPEIPRE 2021-2025 *provides for a co-sharing of the financial gap and a proposal for donors' funds. Moreover, funds and other types of resources provided by local government unitsand civil society, are crucial to the promotion of inclusion at local level, but they are not reflected in this National Action Plan. The latter is focused on the commitments, activities and budgets of the centralgovernment.*

The implementation of NAPEIPRE 2021-2025, *will be monitored by the Ministry of Health and Social Protection, with the direct involvement of focal points at the line ministries as well as of the Local Government Units. The successful implementation of this Plan will also depend from the close cooperation among various stakeholders, mainly among central and local government institutions and civil society organizations.*

1. Regional Roma Survey 2017 https://www.eurasia.undp.org/content/rbec/en/home/library.html ; World Bank https://www.worldbank.org/en/news/press-release/2018/05/17/marginalized-roma-community-still-most-excluded-in-albania

2. Balkan Investigative Reporting Network (April, 2020), Roma: Europe's Neglected Coronavirus Victims.Prepared by Stephan Müller, FikrijaTair, BashkimIbishi and DraganGracanin.https://balkaninsight.com/2020/04/01/roma-europes-neglected-coronavirus-victims/

3. Report on the Implementation of National Roma Integration Strategies, 2019 https://op.europa.eu/en/publication-detail/-/publication/4ff1ac7f-3749-11ea-ba6e-01aa75ed71a1/language-en

2. Legal and institutional framework

Albania complies with the international instruments on human rights and has developed its legal framework in line with the European standards. Within such context, Albania has developed an advanced legal framework and by-laws which address the issues of Roma and Egyptian minorities, based on the best international standards and practices.

2.1 Legal framework

The national legislation entails many legal acts and by-laws that affect all domains of Roma and Egyptians lives, including several policy areas such as human rights, housing, education, health, employment and skills, social protection, access to justice, civil registration, culture, etc.

Human Rights and Equality

Law No. 8137, dated 31/07/1996 "On the ratification of the European Convention for the Protection of Human Rights and Fundamental Freedoms".

Law No. 8496, dated 03/06/1999 "On the ratification of the Framework Convention of the Council of Europe for the Protection of National Minorities".

Law No. 10221, dated 04/02/2010 "On Protection from Discrimination", as amended by Law No. 96/2017 "On the Protection of National Minorities in the Republic of Albania".

DCM No. 127, dated 11/03/2004 "On the establishment of the National State Committee on Minorities", as amended.

DCM No. 396, dated 22/08/1994 "On education in a minority's mother tongue", as amended.

Access to Justice and Civil Registration

Law No. 111/2017 "On free legal aid".

Law No. 69/2018 "On some addenda and amendments to Law No. 10129, dated 11/05/2009 "On civil status", as amended, regarding place of residence/address of citizens".

DCM No. 55, dated 06/02/2019 "On determining the procedures and documents to authorize non-profit organizations that provide primary free legal aid".

Order of the Prime Minister No. 59, dated 25/03/2019 "On approving the structure and organizational chart of the Directorate for Free Legal Aid".

DCM No. 1243, dated 11/12/2009 "On determining the documents to be submitted by citizens, as well as the procedures to be carried out by the civil registry offices, at the municipalities/municipal units/communes, and specific state institutions in order to change the place of residence/address of citizens".

Instruction No. 284, dated 11/03/2019 "On the procedure for keeping the birth certificate of children, in cases where the deadline for their registration has not been met, within 60 days from the date of birth".

Instruction No. 285, dated 11/03/2019 "On establishment, administration and updating of the provisional register of reported births".

Instruction No. 509, dated 27/08/2019 "On the procedure for correcting the name, surname, father's name, mother's name, as a material error".

Instruction No. 286, dated 11/03/2019 "On determining the administrative procedure applied by the civil registry offices when name box is blank in the birth certificate kept outside the Republic of Albania".

Instruction No. 509, dated 27/08/2019 "On the procedure for correcting the name, surname, father's name, mother's name, as a material error".

DCM No. 740, dated 12/12/2018 as well as Joint Instruction of the Minister of Health and Social Protection and Minister of Interior No. 870, dated 24/12/2018 "On determining the actions and procedure to be conducted by the civil registry officers and the authorized person at the hospital service institution related to the benefit of the immediate financial assistance amount for mothers with newborn babies".

Housing

Law No. 22/2018 "On Social Housing".

Law No. 20/2020 "On the finalization of transitional ownership processes in the Republic of Albania".

DCM No. 384, dated 12/06/2019 "On determining the documents to benefit from any program of social housing, as well as the deadlines and procedures of approval from the local government units".

DCM No. 361, dated 29/05/2019 "On determining the procedures of displacement of individuals or families from their place of residence or housing".

DCM No. 362, dated 29/05/2019 "On the criteria of providing the rent bonus for the categories that have a priority to benefit from rent subsidy in the free market".

DCM No. 384, dated 12/06/2019 "On determining the documents to benefit from any program of social housing".

DCM No. 453, dated 03/07/2019 "On the amount of loan interests subsidy and the procedures to grant such subsidy for families benefiting a low-cost housing".

DCM No. 458, dated 03/07/2019 "On the procedure to convert state-owned facilities into a dwelling stock for housing purposes".

DCM No. 496, dated 24/06/2020 "On the organization, functioning, criteria and procedures for the selection of the National Housing Council members".

Instruction 2020-06-05-22 "On the manner of interaction of the social housing programs with the social services of employment, education and healthcare".

Instruction-2020-08-26-33 "On the other conditions to be met by temporary housing".

DCM No. 454, dated 03/07/2019 "On the criteria and procedures to benefit from competitive grants for the purpose of improving the existing buildings and dwellings conditions".

DCM No. 522, dated 25/07/2019 "On the methodology for calculating the formula rent for social housing".

Instruction No. 31, dated 18/11/2019 "On the standard application procedures and criteria to benefit from the state budget funds for social housing";

DCM No. 459, dated 03/07/2019 "On the rules to administer the requests coming from local government units for state budget funds to subsidize rent or usufruct, manner of funding subsidies, monitoring and cooperation between local government units and the ministry in charge of housing";

DCM No. 823, dated 18/12/2019 "On the procedure of purchasing homes in the free market, which add up to the public fund of rented social housing";

DCM No. 179, dated 26/02/2020 "On the rules, conditions and procedures of privatisation of dwellings subject to the Law No. 7652, dated 23/12/1992 "On privatisation of state dwellings", and the Law No. 9321, dated 25/11/2004 "On the privatisation of dwellings and facilities converted to dwellings, built with state enterprises and associations funds";

DCM No. 300, dated 15/04/2020 "On determining the low-cost housing exchange procedure";

DCM No. 301, dated 15/04/2020 "On housing norms, as well as conditions and standards for rented social housing purchased in the market and low-cost housing".

DCM No. 555, dated 15/07/2020 "On the procedures, criteria and priorities to provide the immediate grant for low-cost housing from the state budget";

DCM No. 579, dated 22/07/2020 "On determining

the public institutions that administer housing, the criteria, procedures and sufficient capacities to manage social, financial and technical matters, as well as the procedures for the administration and maintenance of the temporary housing, the competences of responsible entities and collaboration among them";

DCM No. 580, dated 22/07/2020 "On the procedures to purchase in the market, to appraise sale, as well as the criteria to determine the price of sale of land to families benefiting from low-cost housing, depending from their level of income";

Instruction of the Minister of Finance and Economy No. 40, dated 23/10/2020 "On the manner of administration and maintenance of special housing";

DCM No. 898, dated 18/11/2020 "On the rules, conditions, criteria and procedures of privatisation of dwellings and facilities converted into privatized dwelling stock";

DCM No. 142, dated 10/03/2021 "On determining the criteria for the beneficiaries from the area development program for the purposes of housing, manner of ensuring their housing during the construction period, manner of transferring ownership for the quota determined for social housing from the builders or owners, to provide housing to the beneficiaries displaced from them";

DCM No. 441, dated 22/07/2021 "On the procedures of selection, manner of contracting, forms and general contract conditions for the construction of dwellings in the area developed for housing purposes".

▾ *Healthcare*

Law No.10/107, dated 30/03/2009 "On healthcare in the Republic of Albania".

Law No.10/383, dated 24/02/2011 "On compulsory healthcare insurance in the Republic of Albania", as amended.

▾ *Education and Promotion of Intercultural Dialogue*

Law No. 69/2012 "On pre-university education in the Republic of Albania", as amended.

Joint Order of MoES, MoI, MoSWY No. 292, dated 28/05/ 2019 "On approving the regulation for the implementation of the cooperation agreement between three ministries "On the identification and enrolment at school of all children belonging to compulsory education age".

Decision No. 682, dated 29/07/2015 "On the use of public funds for the transportation of school working staff and students studying outside their place of residence", as amended.

DCM No. 597, dated 04/02/2019 "On determining the procedures, documents and monthly amount of economic aid, as well as use of the additional fund apart from the conditional one related to economic aid".

DCM No. 666, dated 10/10/ 2019 "On financial quota for food in canteens and dormitories and setting the criteria for receiving scholarships and allowances for pre-university students in public educational institutions", as amended. DCM No. 903, dated 21/12/2016 "On setting the criteria for receiving scholarships from the students' support fund for excellent students, students studying in priority areas study programs and vulnerable students, as amended.

DCM No. 269, dated 29/03/2017 of the Council Ministers "On determining the categories of individuals that meet the eligibility criteria to be admitted in the first cycle studies, in an integrated study programme or in a professional study programme, who are exempted from the annual tuition fee", as amended.

Instruction No.17, dated 09/05/2018 "On the procedures for attending compulsory education for students who have not attended at least two classes of the basic education and on part-time basic education".

InstructionNo. 21, dated 18 August 2016 of the Ministry of Education and Sports "On the organization and functioning of part-time high school", as amended.

Instruction of the Minister of Education and Sports No. 21, dated 13/08/2020 "On determining the procedures to administer free school textbooks in pre-university education".

▾ *Employment and Skills*

Law No. 15/2019 "On Employment Promotion".

Law No. 15/2017, dated 16/02/2017 "On vocational education and training in the Republic of Albania".

DCM No. 882, dated 24/12/2019 "On the mechanism to coordinate inter-institutional work to refer for employment the individuals and members of an active working age of the families benefiting economic aid".

DCM No. 17, dated 15/01/2020 "On procedures, criteria and rules for the implementation of employment promotion programs through

employment, on-the-job training and internships".

DCM No. 348, dated 29/04/2020 "On procedures, criteria and rules for the implementation of self-employment promotion programs".

DCM No. 535, dated 08/07/2020 "On procedures, criteria and rules for the implementation of public works programs in the community".

DCM No. 608, dated 29/07/2020 "On procedures, criteria and rules for the implementation of employment promotion programs for unemployed persons due to COVID-19".

▾ *Social Protection*

Law No. 121/2016 "On social care services in the Republic of Albania".

Law No. 57/2019 "On social assistance in the Republic of Albania".

Law No. 104/2014 "On some addenda and amendments to the Law No. 7703, dated 11/05/1993 "On social insurances in the Republic of Albania", as amended.

Law No. 18/2017 "On child rights and protection".

Law No. 43/2015 "On Power Sector", as amended by Law No. 7/2018, dated 15/02/2018 (updated in 2018).

Instruction No. 21, dated 08/08/2014 "On increasing pre-school education attendance from Roma children".

The tripartite cooperation agreement between MoES, MoSWY, MoI "On the identification and protection of children in street situation" No. 4496, dated 12/06/2015.

DCM No. 449, dated 29/08/2018 "On approving the standard operating procedures for the protection of victims and potential victims of trafficking".

DCM No. 882, dated 24/12/2019 "On the mechanism to coordinate inter-institutional work to refer for employment the individuals and members of an active working age of the families benefiting economic aid".

Instruction No. 911, dated 27/12/2018 "On approving the standards to provide social care services in the multidisciplinary community centres".

Instruction No. 15, dated 15/01/2019 "On one amendment and addenda to Instruction No. 8, dated 25/02/2015 "On planning economic aid funds".

Order No. 31, dated 28/01/2020 "On approving the regulation for the functioning of pre-university education institutions in the Republic of Albania".

2.2 Strategic framework

National Strategy for Development and Integration 2015-2020.

Social Inclusion Policy Paper 2016-2020.

National Strategy on Migration and its Action Plan 2019-2022.

Strategy on Social Housing 2016-2025.

National Action Plan on the Fight against Human Trafficking 2018-2020.

Strategy on Primary Care 2020-2025.

Action Plan on Health Promotion 2017-2021.

National Health Strategy 2016-2020.

National Strategy on Gender Equality and its Action Plan 2016-2020.

Strategy on Pre-university Education Development 2016-2020.

National Strategy on Culture 2019 – 2025.

National Strategy on Employment and Skills 2019-2022.

National Strategy and Action Plan on Social Protection 2020-2023.

Relation to NSDI:

As a strategic document that provides for the policies on Roma and Egyptians in the Republic of Albania, NAPEIPRE 2021-2025 is fully aligned and compliant with the strategic objectives of the current National Strategy for Development and Integration (NSDI) 2015-2020, which is the main national strategic document that supports the sustainable social and economic development of the country and ensures the achievement of standards and progress in the process of European integration.

Pillar 3: Investment in human capital and social cohesion

Policy Goal: Strengthening human rights

Strategic objectives: Enhanced integrity and assurance of human rights through:

- Having in place legislation for the protection of human rights, in line with EU legislation and international obligations, in particular through: (i) Improved legislation for establishing monitoring and tracking mechanisms regarding the implementation of all human rights conventions ratified by Albania; (ii) Improving legislation on protection of minorities and introducing opportunities for their education, in line with international commitments;
- Raising awareness about anti-discrimination protection and ensuring protection from discrimination, in particular with regard to vulnerable groups such as: Roma and Egyptian communities, women, persons with disabilities, children, minorities and other vulnerable groups through: (i) Strengthened capacities of vulnerable groups and civil society organizations to claim their rights; (ii) An increase in the number of complaints and administrative investigations initiated ex-officio by the Commissioner for Protection from Discrimination and increase of number of opinions in written form submitted with the court;
- Ensuring social inclusion of all socially excluded categories due to poverty, social status, lack of access to public services, lack of attention on the part of public institutions, etc.

Relation to SDGs (Sustainable Development Goals):

The Sustainable Development Goals are a call for action from all the countries, whether poor, rich or with medium incomes, to promote prosperity while protecting the planet. NAPEIPRE 2021-2025, is completely aligned and in compliance with Goals 1, 3, 5,10 and 16 of the SDGs, as follows:

Goal 1:	End poverty in all its forms everywhere
Goal 3:	Ensure healthy lives and promote well-being for all at all ages
Goal 5:	Achieve gender equality and empower all women and girls
Goal 10:	Reduce inequality within and among countries
Goal 16:	Promote just, peaceful and inclusive societies

3. Fundamental Principles

The National Action Plan for Equality, Inclusion and Participation of Roma and Egyptians 2021-2025 will be guided by several basic principles:

- **Drafting constructive, pragmatic and non-discriminating policies– The objectives included in the Action Plan aim at the inclusion of Roma and Egyptians and meet the fundamental values of the European Union, which include human rights and dignity, non-discrimination and equal chances, as well as economic development.**
- **Using a targeted approach to address specific exclusion issues – the Action Plan also proposes targeted measures to respond to emergency situations that cannot be addressed through mainstream resources.**
- **Promoting social inclusion – Action Plan activities aim to foster the inclusion of Roma and Egyptians in mainstream society, rather than creating parallel systems for these communities to use.**
- **Respecting differences – the Action Plan respects the differences between Roma and Egyptian communities, as well as within these communities. The Action Plan addresses the vulnerable members of these communities, recognizing that some Roma and Egyptians are already integrated into society.**
- **Emphasizing the engagement of Roma and Egyptians – the Action Plan includes mechanisms for engagement of Roma and Egyptians in the design, implementation and monitoring of public policies.**
- **Fostering cooperation between different local and central stakeholders – the Action Plan development and implementation is based on the cooperation between the central, regional and local government, international community and especially between the communities themselves.**
- **Promoting inter-sectoral links – the Action Plan addresses needs in a number of key areas, including: education and promoting intercultural dialogue, healthcare, housing and urban integration, employment and vocational education and training, social protection and civil registration, and access to justice, with the aim of fostering integration in a comprehensive and sustainable way.**
- **Policies based on evidence and progress measurement – the Action Plan is equipped with indicators for measuring progress in implementation and baseline indicators (where the work will start) wherever possible. The implementation and monitoring of activities for Roma inclusion will generate a good database of socio-economic datasets that will be regularly collected.**
- **Awareness on the gender dimension – the Action Plan recognizes that Roma and Egyptian women are more likely to suffer social exclusion and discrimination. However, Roma women have also a key role to play in promoting inclusion (e.g. as mediators for the integration of children in the education system).**
- **Involving civil society – Cooperation with non-profit organizations (NPOs), social partners, academics/researchers and Roma communities themselves is essential in this new plan. These stakeholders have actively participated in the drafting of this plan and will participate in its implementation, monitoring and evaluation. The Roma organizations and networks not only have the valid expertise to offer, but they will also be relevant stakeholders in disseminating information to others.**
- **Budgeting for implementation – the line ministries have identified budgets for the implementation of every activity. In cases when public funding is insufficient, the ministries have also identified funding gaps where donor assistance may be sought.**

4. Current conditions, problems and challenges

In the last 10 years, the Albanian Government has intensified its efforts to improve the living conditions of the Roma and Egyptian minorities, as well as their integration to the Albanian society. Apart from ratifying the international conventions to protect fundamental human rights, the legal framework has also been developed in line with the European standards, this also mandated by the status of the candidate country to EU[4]. In this sense, in December 2015 the Government approved the National Action Plan for Integration of Roma and Egyptians 2016-2020. This Action Plan was a follow up of the previous National Strategy "On improving the living conditions of the Roma minority" and a follow up of the Action Plan for the Decade of Roma Inclusion (2005-2015).

Meanwhile, during 2019, the Albanian Government undertook a new commitment to achieve inclusion, equality and full integration of Roma and Egyptians by signing the Poznan Declaration. Despite progress and the considerable improvement of the Roma and Egyptian minorities situation during the last decade, a future challenge still remains poverty, discrimination, integration to labour market, access to health services and improving housing conditions. Moreover, it is obvious and an on-going problem the gap created between the Roma and Egyptians compared to[5] non-Roma in all areas of life, as well as in benefiting from public services or goods. The Covid 19 pandemic has also had a deteriorating impact on the situation of the Roma and Egyptian families, especially those with insufficient income.

The educational attainment of Roma population and to a smaller extent of the Egyptian one, is lower than the rest of the Albanian population. In pre-school education the gap between Roma and non-Roma reaches up to 31%. Similarly, in compulsory education, the gap between Roma and non-Roma reaches up to 31%, with 66% of the Roma children enrolled[6]. The Roma and Egyptian children have relatively low percentages of enrolment at school, literacy and graduation from school compared to the national average, even though lately there has been an almost exponential progress. 14,379 Roma and Egyptian boys and girls enrolled and attended pre-school and compulsory education during 2019[7]. However, increasing enrolment rate and completion rate of Roma in basic education to 90 percent and enrolment and completion rate in upper secondary education to 50 percent, still remains a challenge in the Western Balkans[8]. However, increasing enrolment rate and completion rate of Roma in basic education to 90 percent and enrolment and completion rate in upper secondary education to 50 percent, still remains a challenge in the Western Balkans.

According to ECRI Report data for[9] 2020[10], a problem still remains the situation of inclusive education where the measures taken against bullying and extremism in schools have so far consisted only of general anti-bullying awareness-raising measures, which do not

4. Albania 2020 Report: Communication from the Commission to the European Parliament, the Council, the European Economic and Social Committee and the Committee of the Regions 2020 on EU Enlargement Policy

5. Regional Cooperation Council.Declaration of Western Balkans Partners on Roma Integration within the EU Enlargement Process.5 July 2019, Poznan.https://www.rcc.int/docs/464/orhan-usein-while-one-out-of-four-young-people-in-the-region-is-in-limbo-this-is-true-for-three-out-of-four-roma

6. Report on the Implementation of National Roma Integration Strategies, 2019 https://op.europa.eu/en/publication-detail/-/publication/4ff1ac7f-3749-11ea-ba6e-01aa75ed71a1/language-en

7. www.romalb.org - Romalb is the e-system to monitor the progress of measures for the inclusion of Roma and Egyptians.

8. Regional Cooperation Council.Declaration of Western Balkans Partners on Roma Integration within the EU Enlargement Process. 5 July 2019, Poznan: https://www.rcc.int/docs/464/declaration-of-western-balkans-partners-on-roma-integration-within-the-eu-enlargement-process

9. European Commission against Racism and Intolerance

10. Sixth ECRI Report on Albania, 2020 https://rm.coe.int/report-on-albania-6th-monitoring-cycle-translation-in-albanian-/16809e8240

Access to political, social, health and educational rights is inextricably related to the civil registration.

contain modules covering particularly vulnerable groups, such as Roma and Egyptian children. This is a major challenge in the intercultural dialogue and integration[11].

The housing situation is still very difficult for many members of Roma and Egyptian minorities in Albania. Apart from the conditions that are often very scarce, the lack of property titles or safe renting agreements, makes many members of this community vulnerable from evictions. Many people set up their dwellings in unused public property and in properties which ownership remains unclear after the fall of communism at the beginning of 1990. The data from the Regional Roma Survey indicate that 84% of the Roma community have access to electricity and 50% of the members of Roma minority have access to piped water in their dwelling, compared to 89% of the non-Roma neighbours.

Access to political, social, health and educational rights is inextricably related to the civil registration. There are Roma and Egyptians not registered at the civil registry office due to births outside the health system, births from under-aged parents, births while in mobility, failure to understand the relevance and procedures of civil or place of residence registration, inadequate level of cooperation and coordination among the structures that work directly at the grass root level, etc.

The Declaration of the Western Balkans Partners on Roma Integration within the EU Enlargement Process (Poznan Declaration) 2019[12], asks for an increase in the employment rate of Roma in the public sector to the rate proportional of the participation of Roma in the overall population as well as an increase of the employment rate among Roma to at least 25 percent; Such declaration indicates that the Western Balkans is facing with employment challenges of Roma and Egyptians. For Albania such challenge remains even bigger considering the income per capita and economic development. On the other hand, poverty and importance to ensure the basic needs, considerably decreases the interest of Roma and Egyptian individuals to complete VET (vocational training) and employment promotion programs, as well as obliges them to make alternative choices that are often informal. Informal sectors, such as the individual collection of recyclable wastes, trading of second hand goods or other activities that do not require special training, generate higher income compared to the minimum wage in formal sectors. Also, the culture of poverty and exclusion, lack of trust in the existing employment programs, negative experiences in the past, etc., cause for the majority of Roma and Egyptians working in the informal sector to be forced to remain there (accepting the insecurities brought by the informal labour market) and to be reluctant to be included in the employment promotion programs[13].

11. Sixth ECRI Report on Albania, 2020 https://rm.coe.int/report-on-albania-6th-monitoring-cycle-translation-in-albanian-/16809e8240

12. Regional Cooperation Council.Declaration of Western Balkans Partners on Roma Integration within the EU Enlargement Process.5 July 2019, Poznan.https://www.rcc.int/docs/464/orhan-usein-while-one-out-of-four-young-people-in-the-region-is-in-limbo-this-is-true-for-three-out-of-four-roma

13. Mapping the Skills, Employment Opportunities and Undertaking by Roma and Egyptians Communities in the Municipalities of Tirana, Durrës, Berat and Shkodra, UNDP, 2017.

The current situation of employment, especially with the impact of COVID-19 pandemic, is unclear given the lack of updated data. The projections carried out from 2017 up to the full integration to EU (supposedly in 2029)[14] are very optimistic. They unveil an overview of systematic increase of Roma and Egyptians employment (even though with the same gap compared to non-Roma/Egyptians), as well a decrease of informal employment[15]. The data of 2017 show that there is a gap between marginalized Roma and neighbouring non-Roma in terms of human capabilities and material well-being. The gap is especially large for young people - only 22 percent of marginalised Roma aged 18-24 are in employment, education or training compared to 58 percent of non-Roma neighbours. This has life-long implications, hindering further opportunities for a good employment. Only 18 percent of the Roma aged 15-64 years old are employed compared to 27 percent of non-Roma neighbours[16].

Roma and Egyptians feel discriminated with regards to access to public services. Civil registration hinders access to such services as education, health, economic aid, etc. However, Roma and Egyptians also feel discrimination at the civil services desks. The surveys (using the Symbolic Racism 2000 Scale – SR2KS[17]), interviews, simulations, workshops and *coaching* with public administration employees in a study of 2017 conducted in 4 Municipalities (Tiranë, Durrës, Berat and Shkodër), detected the presence of the *symbolic racism*[18] phenomenon at almost above average levels[19].

On the other hand, Roma and Egyptians are less likely to meet the eligibility criteria for social services (including economic aid) because of the lack of personal documents or a formal residence transfer, illiteracy or inability to complete the application forms, the complicated procedures, existence of possession of ownership on lands they do not possess de facto, etc. At times, they also lose benefits because of the inability to register a transfer of residence within a certain deadline.[20].

The report of 2019 on the implementation of national strategies for Roma integration has observed that, especially at local level, the law on anti-discrimination and the relevant implementation mechanisms are not sufficiently understood. Moreover, there is a lack of internal capacities to address discrimination issues on a regular basis. The institutional mechanisms to recognize and sanction hate speech remain mainly ineffective. The annual report of the Commissioner for Protection from Discrimination, indicates that there were 43 cases of discrimination on the basis of race for 2017-2018. The Roma and Egyptian minorities are not well informed on the rights, services or legal ways to receive such services.

Roma and Egyptians still face barriers when accessing healthcare on equal basis. While official data on their health situation are still unclear, as per different groups of the community, progress seems to be limited. Poor housing conditions, low educational attainment and low health-related

14. OSFA (2019).Roma Integration Roadmap 2019-2021 for Albania.https://www.rcc.int/romaintegration2020/docs/101/roma-integration-roadmap-albania-2019-2021

15. OSFA (2019).Roma Integration Roadmap 2019-2021 for Albania.https://www.rcc.int/romaintegration2020/docs/101/roma-integration-roadmap-albania-2019-2021

16. Balkan Investigative Reporting Network (April, 2020), Roma: Europe's Neglected Coronavirus Victims. Prepared by Stephan Müller, FikrijaTair, BashkimIbishi and DraganGracanin.https://balkaninsight.com/2020/04/01/roma-europes-neglected-coronavirus-victims/

17. Henry, P. J., & Sears, D. O. (2002).The symbolic racism 2000 scale. Political Psychology, 23(2), 253-283.

18. Symbolic racism (also know as symbolic prejudice and racial resentment) is a coherent belief system that reflects an underlying one-dimensional prejudice towards any ethnicity. These beliefs include the stereotype that black people are morally inferior to white people, that white people are racist and that black people violate traditional values of white people. These beliefs may lead to discriminating actions and to a justification of such actions.

19. Hysa, X., &Titka, M. (2017). ESERE Behavioural Change Model Changing Attitudes and Behaviours of Public Servants with Regards to Roma and Egyptians' Access to Public Services. Tirana / Albania: UNDP.http://www.al.undp.org/content/dam/albania/docs/ESERE%20Behavioural%20Change%20Model.pdf

20. National Action Plan for Integration of Roma and Egyptians in the Republic of Albania (2016-2020)

know-how, physical distance from healthcare centres, as well as discrimination experiences, deteriorate existing problems[21]. Immunization rate among children is often lower for members of Roma and Egyptian minorities compared to the mainstream population. The measure related to the provision of care packages for babies and mothers for Roma and Egyptian mothers giving birth in hospitals, has been successfully implemented. 1961 Roma and Egyptian mothers benefited during 2016, whereas in 2017 such figure increased to 2059. Meanwhile in 2018 there were 7080 beneficiaries in this category[22].

4.1 Civil registration and access to justice

Access to political, social, health and educational rights is inextricably related to the civil registration. There are Roma and Egyptians not registered at the civil registry office due to births outside the health system, births from under-aged parents, births while in mobility, failure to understand the relevance and procedures of civil or place of residence registration, inadequate level of cooperation and coordination among the structures that work directly at the grass root level, etc. In October 2018 the Parliament of Albania approved legal amendments to the national law on civil registration[23]. The aim of these amendments was to remove any barriers in the registration of births and to reduce the risk of statelessness in Albania, especially for children of Albanian parents born abroad and for children of Roma and Egyptian minorities.

3 Instructions followed these amendments, respectively Instructions No. 284, 285 and 286, dated 11/03/2019 of the Minister of Interior. These amendments completed the entire legal framework and by-laws to register all families, despite their place of birth, whether inside or outside the territory of Albania. Thanks to these amendments and despite lacking any documents, possessing inaccurate documents or incomplete documents, the child will be registered as per the one of the determined procedures: administrative or judicial. 530 children from Roma minority could be registered during 2019 due to these legal amendments. These were cases that were already identified and could not be registered[24].

Almost all marginalized Roma in Albania, as well as non-Roma living near them, have birth certificates, whereas access to personal documents has improved for both groups. However, possessing a personal identification document does not necessarily mean access to other types of documents that might be necessary to receive certain social services, including healthcare services and loans.

In 2017, the percentage of the marginalised Roma reported having returned from abroad to Albania during the past 12 months, at 3 percent, is somewhat high in comparison to the rest of the Western Balkan countries[25].Pursuant to Article 100 of the Constitution and Article 38(2)(c) of the Law No. 18/2017 "On the rights and protection of children", upon proposal of the Minister of Health and Social Protection, the Council of Ministers approved DCM No. 740, dated 12/12/2018 regarding "On determining the amount of immediate financial aid (bonus) to mothers with newborn babies and the procedure of its delivery".

21. Civil Society Monitoring Report on the Implementation of the National Roma Integration Strategy and Decade Action Plan in 2012 in Albania (2013) Roma Active Albania & Open Society Foundation's Roma Initiatives Office

22. www.romalb.org - Romalb is the e-system to monitor the progress of measures for the inclusion of Roma and Egyptians.

23. https://diaspora.gov.al/wp-content/uploads/2018/10/ligj-nr-69-dt-11-10-2018.pdf

24. Monitoring report on the implementation of the Action Plan for the Integration of Roma and Egyptian Communities, 2019, page 49.

25. Country fact sheet. Regional Roma Survey https://www.eurasia.undp.org/content/rbec/en/home/library/roma/regional-roma-survey-2017-country-fact-sheets.html

"On determining the amount of immediate financial aid (bonus) to mothers with newborn babies and the procedure of its delivery", as follows:

- ALL 40,000 (forty thousand) for the birth of the first baby;
- ALL 80,000 (eighty thousand) for the birth of the second baby;
- ALL 120,000 (one hundred and twenty thousand) for the birth of the third baby and other following babies;
- For mothers giving birth to twins, the benefit amount will be ALL 80,000 (eighty thousand) for each child;
- For mothers giving birth to triplets and more, the benefit amount will be ALL 120,000 (one hundred and twenty thousand) for each child.

The immediate financial aid (bonus) shall also be received from mothers who are Albanian citizens and have given birth abroad, but who register their babies as per the legal deadlines determined in the law on civil status. The civil registry office employee deployed at the hospital service institutions where the birth takes place, shall carry out all actions to conduct an on-line verification of the status of the mother and register the born child at the National Register of Civil Status (NRCS) of 2010. The immediate financial aid (bonus) is given to the mother immediately after issuing the document of "birth assistance certificate", upon completion of the registration procedures of the child at the National Register of Civil Status.

Upon approval of the amendments to the law on civil status in 2018, there are positive changes regarding the registration of births with lower costs, given that the administrative way of solving cases has been mostly used, thus avoiding the judicial one[26].

The civil registry offices have cooperated and coordinated very well with the child protection units to identify cases and recommend them for free legal aid, if necessary, which indicates that the level of awareness and sensitization is higher.

Despite the positive development in the framework of cooperation to solve cases of births occurring abroad, there is still room and a necessity for this coordination to be improved in the future, as procedures have a very slow progress and the case might get lost in time, thus denying the rights of children.[27] It's obvious the fact that Roma and Egyptian families or parents often take actions that further complicate their family lives. More specifically, we are lately facing with the phenomenon of "sham or fake marriages". Sham marriages for convenience, despite being appealing at first due to the benefit of an amount of money, they later bring about many complex problems which endanger the lives of their children, born to this sham marriage[28].

Roma and Egyptians to a lesser extent, face with barriers in the civil registry service when changing their place of residence. This is due to the lack of a property certificate or renting contract for the dwelling located in the municipality where they have relocated[29]. According to the Ministry of Internal Affairs, *235 Roma and Egyptian individuals have been assisted in 2017* to receive documents for children born abroad. For the following years such data are not available. There are approximately 150 Roma and Egyptian children born abroad each year, who must be supported with technical assistance to obtain the documents. Such number is expected to increase in the coming years due to the fact that

26. Information provided by TLAS during the consultation meetings to draft the Action Plan for the Integration of Roma and Egyptian Communities, 2021-2025

27. Information provided by TLAS during the consultation meetings to draft the Action Plan for the Integration of Roma and Egyptian Communities, 2021-2025

28. Information provided by TLAS during the consultation meetings to draft the Action Plan for the Integration of Roma and Egyptian Communities, 2021-2025

29. Monitoring report on the implementation of the Action Plan for the Integration of Roma and Egyptian Communities – 2019,

many migrants, including members of Roma and Egyptian minorities, are returning to Albania as a result of the global economic crisis[30].**7**30 Roma and Egyptians have been identified during 2019, whose residence, as per the civil register, did not match to the real one.

According to the latest data on population collected during the Population and Housing Census 2011 and elaborated by the Institute of Statistics of the Republic of Albania (INSTAT), 7443 stateless persons have been identified in Albania. There are no further other data available related to the demography of these individuals, apart from gender disaggregation: (3874 men and 3569 women as per the Population Census of 2011). It is worth highlighting the fact that there are no official data on the number of persons with unknown citizenship or at risk of statelessness, who might be children for example or minorities or any other special category. The most current available accurate data have been collected by TLAS (Tirana Legal Aid Society) in the report on Mapping of the Population at Risk of Statelessness in Albania prepared in cooperation with UNHCR and published in May 2018.[31]

1031 persons at risk of statelessness have been identified as a result of this mapping exercise. The number of 7443 stateless persons reported by the Population Census of 2011 is considered to have considerably reduced due to the legal access to registration ensured by the support of TLAS and supported by International Organizations over the years (UNHCR being one of them). This was also an important fact that came out of the mapping report prepared by TLAS-UNHCR, which confirmed that the number of persons at risk of statelessness (1031) is much more lower than the number reported before by the Census. This is valid in the context of statelessness of Roma in Albania, where the main cause (risk) of statelessness is the lack of documents in the civil registry and the inherited statelessness. As concluded by Roma Belong Report[32], Roma are disproportionately impacted by these causes because of their vulnerability and marginalisation as well as because their belonging is more likely to be questioned by authorities. The Population Census of 2011 also identified the estimated number of Roma and Egyptians, which was 8300 for the Roma and 3368 for the Egyptians[33], but these figures are strongly opposed and the real Roma and Egyptian population is considered to be much higher.[34]

Albania does not have an effective status on stateless persons, neither a mechanism to determine statelessness, which would enable the identification of the cases. Therefore, stateless persons do not get systematically and individually identified, and there are barriers to achieve a legal residence in the country by such stateless persons. Moreover, it is difficult to collect reliable data due to being "legally invisible" and due to the methodological limitations (e.g. data from the Population Census based on self-identification).

Regarding Roma and Egyptians, the lack of awareness, social and economic vulnerability, as well as their lifestyle in on-going mobility, are a continuous barriers to their registration and equipment with documents. Approximately 60% of the work issues in TLAS for 2019 is related to the Roma and Egyptian communities.

Pursuant to the Family Code, birth registration for a child in Albania is closely related to the determination of maternity and paternity, a registration which requires a judicial procedure for nonmarital births. Some families prefer to not register their children till family disagreements are solved, in order to avoid opening any complex procedures in the court. Some cases involve adults who can never register due to the denial or unclarities in maternity/paternity. Upon revision of the law on civil status, which entered into force in October 2018, such issues are regulated within the legal framework, but it is still necessary to finalize pending issues and to monitor its implementation, especially the implementation of a large number of instructions that have been prepared and became effective in 2019.[35]

30. Monitoring report on the implementation of the Action Plan for the Integration of Roma and Egyptian Communities, 2017, page 40. https://www.rcc.int/romaintegration2020/docs/81/progress-report-albania-for-2017

31. TLAS and UNHCR, Report on Mapping of the Population at Risk of Statelessness in Albania, May 2018, available here.

32. Roma Belong Report – February 2018, available here.

33. Census data are available here.

34. Note 2 in page 13.

35. The full information, legal framework and instructions for an efficient child birth registration can be found in the Instruction published by TLAS in 2020 (available only in Albanian language) and available here.

The Law No. 111/2017 "On free legal aid" came into force in June 2018 and it aims to set up a system for the organization and provision of free legal aid in order to ensure equal access to all individuals in the judicial system. Upon entry into force of such law, the entire legal aid system underwent a reformation. Therefore, one of the responsible institutions established for the administration and functioning of the free legal aid system is the Directorate for Free Legal Aid. In cooperation with other state institutions and international organizations, civil society organizations (national and international) and legal clinics, such institution enables the provision of free legal aid through lawyers/legal practitioners to individuals that cannot afford to pay for a lawyer/legal practitioner or to individuals coming from special categories. UNDP in Albania has played a fundamental role in drafting Law No. 111/2017 and the necessary by-laws to enable its implementation; in providing the support to set up institutional mechanisms as the Directorate for Free Legal Aid within the Ministry of Justice as well as in piloting and strengthening the Free Legal Aid Centres in 6 judicial districts: Durrës, Fier, Lezhë, Dibër, Shkodër and Pogradec. Citizens mostly benefiting from free legal services in these centres are members of Roma and Egyptian minorities (number).

Pursuant to Articles 10-12 of the Law No. 111/2017, financially strained citizens (having insufficient income and wealth) as well as vulnerable categories, including Roma and Egyptians, as a group facing with multiple barriers, are eligible to benefit from the free legal aid service and have access to justice. Based on a study conducted in 2017 by UNDP in Albania, almost three quarters (73.4%) of the population had not required any information on the law. Roma and Egyptian population was the most dissatisfied with the information received. Moreover, the low level of legal literacy is most pronounced among the Roma community, those with a low level of formal education and lower earners.[36] Additionally, property and family rights of women are not equally recognized throughout Albania. 61.9% of the Roma think that a widowed woman is entitled to the half of the husband's wealth upon his death. Similarly, slightly more than half of the Roma population (50.5%) thinks that after a divorce the court should decide who will take the custody of a child, considering his/her best interest, and not just give the children to the father[37]. Lack of awareness on the rights guaranteed by the Constitution, along with the lack of literacy on laws and main provisions, indicate that the legal aid system must dedicate a huge proactive attention to enhancing legal literacy and raising awareness on the law. Such efforts must be addressed to the entire population in general, but they should be focused on persons with a lower educational attainment and lower level of income, as well as on Roma community. These groups appear to have the biggest gaps in knowing the law and, therefore, face the biggest barriers to have access to justice. Raising awareness on the law, whether among these groups but also in general, will ask for proactive methods to be used in order to fill in the legal literacy gaps of persons that do not have a clue where to go to for information. In the framework of awareness-raising and enhancing legal literacy of citizens on the free legal aid system, which is a legal obligation enshrined in Article 8(d)(e) of the Law No. 111/2017, "On free legal aid", the Directorate for Free Legal Aid *followed up with the drafting and publication of a simplified manual* on the criteria and procedure to benefit from free legal aid.

The increasing demand for on-going, equal and unhindered services of legal aid to vulnerable women and girls, members of the Roma and Egyptian community, persons with low income, the elderly and persons with disabilities, became obvious after the earthquake and during the pandemic of COVID-19. In both cases, UNDP Albania supported Free Legal Aid centres that were operational and in partnership with Civil Society Organizations, the Ministry of Justice and judicial authorities developed a plan to adjust the services communication means through online platforms, telephones and social media.

36. https://www.al.undp.org/content/albania/en/home/library/poverty/survey-on-access-to-justice-in-albania.html

37. https://www.al.undp.org/content/albania/en/home/library/poverty/survey-on-access-to-justice-in-albania.html

According to the Ministry of Internal Affairs, in cooperation with civil society organizations, 82[38] children from Roma minority were registered in 2019 as delayed registrations and approximately 730 cases of Roma individuals were identified who required different types of assistances to be registered at the civil registry office. Difficulties in this area are different, including the following: Child parents do not possess the document of birth assistance; parents of children born outside the territory of the Republic of Albania do not possess the document of birth assistance, when births took place in health institutions; parents of children born outside the territory of the Republic of Albania do not possess any document that proves the birth as the latter took place outside health institutions, etc.

Registration of children born abroad remains a difficult challenge as the parents/interested parties have been deported from "SCHENGEN" area countries and, therefore, can not get the documents themselves. The said situation requires legal aid even through the Albanian consular services that operate in these countries, which Roma and Egyptians can often not afford to pay or follow them up. More than 235 such cases were identified in 2017 by the Ministry of Internal Affairs in cooperation with the civil society organizations. There is no reimbursement for the members of Roma and Egyptian community regarding legalization (certification) fees of documents issued by the Albanian consulates and required for civil registration. Issues with the existing documents include presence of inaccurate data, which require tracing by means of administrative procedures in order to correct them. 730 such cases were identified in 2019 by the Ministry of Internal Affairs. Registration with the civil registry in the absence of a "birth assistance" certificate requires legal and administrative assistance, which many Roma do not know where to obtain and cannot financially afford. 82 cases of children born at home have been identified in 2019 by the Ministry of Internal Affairs in cooperation with the civil society organizations, who needed to then be registered.

The legal/administrative aid for civil registration is mainly provided by the civil society organizations and very rarely by the legal aid service under the Ministry of Justice. 8 Free Legal Aid Centres have been reported to exist for 2018 by the Ministry of Justice. They are precisely located in Durrës, Fier, Lezhë, Dibër, Shkodër and Pogradec with the support of UNDP, in Tirana with the support of OSFA and in Lushnje with the state budget support. Since these centres depend from donors' funding, their functioning will also last for as long as these funds are available. The Office for Free Legal Aid and Coordination of Domestic Violence issues was established within the premises of the Ministry of Justice on 25 November 2017, which fundamental mission is to provide free legal counselling to the citizens in need. Distance of Roma and Egyptian minority settlements from the legal clinics set up during these last two years, as well as the lack of mediators for both minorities, who would improve primary and secondary free legal aid service, are additional factors that affect a low access to free legal aid service[39]. Being aware of such problem, the partner organizations of UNDP Albania which have piloted Free Legal Aid Centres, have provided mobile free legal services and open days in various administrative units where these centres are operational.

According to the information provided by the Legal Aid Office at the Ministry of Justice, out of 2000 cases handled during December 2017-December 2019 by the Legal Clinic in Tirana, it is impossible to identify the Roma and Egyptians that have benefited from the primary free legal aid.

The Roma and Egyptian families still face obstacles and difficulties to transfer their legal residence from one city to another and as a result they do not benefit from social insurance or other social benefits. Transfer of residence requires the applicant to submit a certificate of ownership or renting contract for an apartment/house situated in the municipality where transfer is requested. The majority of Roma and Egyptians do not possess such documents, as many of them live in shacks/improvised barracks or informal settlements. Consequently, they do not benefit from local services and programs, such as social housing. However, solutions can be found for this procedure by using the legal provisions for this community in cooperation with local self-government units.

38. Data from the Ministry of Internal Affairs provided in September 2014.

39. Inputs from Roma and Egyptian community representatives during the consultative meetings to draft the Action Plan 2021-2025

It is difficult to ensure data for voluntary returnees, as well as there are deficiencies in basic knowledge by the local authorities to effectively use various financial instruments related to the reintegration of returnees.

There are very few efforts with regards to the provision of free psychological services assigned by the court for vulnerable Roma and Egyptians during judicial proceedings, such as divorce, child custody, protection orders, parental responsibility and children in conflict with the law. Based on ROMALB system data,[40] such measure has not been implemented in the last three years and neither reported.

Trafficking

Poverty, social exclusion and survival tendencies through informal work, make Roma and Egyptians vulnerable to trafficking. 95 victims and potential victims of trafficking have been identified and assisted by the residential centres during January-November 2018, where 7 were Roma and Egyptians[41].

The agency responsible for the initial identification at the borders of the Republic of Albania is the Border Police (green and blue border). The agencies responsible for the initial identification inland of the territory of the Republic of Albania are public and non-public agencies, including: NCATS, social care centres for people in need, organizations with programs to assist people in need, State Social Service regional offices at the districts, state police structures, State Labour and Social Services Inspectorate, schools and education institutions, healthcare institutions, social services structures at the municipalities. Outside the territory of the Republic of Albania, the agencies/institutions responsible for the identification of potential victims of trafficking who are Albanian citizens, are employees from diplomatic corpses of the Republic of Albania, as well as other public and non-public agencies working to protect victims of trafficking.[42]

Various resources declare that Roma children in Albania are very much exposed toward the risk from sex trafficking, as they represent a very high percentage of children in street situation[43]. Moreover, based on the UNICEF study "Child marriage", there is a conclusion that in isolated or integrated Roma communities, some forms of child marriages, early marriages or forced marriages are accepted and supported by a vast range of traditions and customs[44]. Pressure also comes from the community and relatives around girls, thus encouraging early marriages. Moreover, a participant in the above-mentioned study said that "if their neighbour's daughter got married, they have to find a husband for their daughter as well"[45]. Such study also highlighted the existence of conservative attitudes of several secluded Roma communities, that give high relevance to protecting the "honour of girls" and justifying as such early marriages of girls, despite being aware that an early marriage would harm the child.[46]

According to the US Department of State Reports for 2017 and 2018, there are many children in street situation belonging to Roma minority and it is these children who are generally at high risk of trafficking.[47]

According to the same report, ARSIS affirmed that in some communities that belong to the Roma and Egyptian minorities, 7 year old girls and nine year old boys were considered as married. Several local organizations report that early and forced marriages have occurred among members of these communities in rural areas as part of the human trafficking schemes, with parents accepting their minor daughters getting

40. Romalb system is the e-system to monitor the progress of measures for the inclusion of Roma and Egyptians.

41. CARITAS Albania. (2019). Child trafficking is a crime. https://www.caritas.eu/child-trafficking-is-a-crime/

42. Raporti-vjetor-2018.pdf (mb.gov.al)

43. CARITAS Albania. (2019). Child trafficking is a crime. https://www.caritas.eu/child-trafficking-is-a-crime/

44. UNICEF Albania.(2018). Child marriage.Page 44.https://www.unicef.org/albania/media/1031/file/Child_marriage_report_2018.pdf

45. UNICEF Albania. (2018). Child marriage, page 44 - https://www.unicef.org/albania/media/1031/file/Child_marriage_report_2018.pdf

46. UNICEF Albania. (2018). Child marriage, page 45 - https://www.unicef.org/albania/media/1031/file/Child_marriage_report_2018.pdf

47. Source: US Department of State (USDOS), Country Report on Human Rights Practices 2018 - Albania, 13 March 2019 – page 21

married to foreign older men, who then transfer them to other countries.[48]

Families with no income or insufficient income may benefit economic aid from the state (equal to 40 dollars per month) and local government. Those eligible, among others, are also potential victims of trafficking when leaving the shelters till their placement to employment. However, not everyone needing assistance may benefit support. Roma families lacking documents or that are not registered with their LGUs, can not benefit. Local organizations often try to fill in these gaps by providing such support as food, clothing, education or training. Family support is generally scarce and does not meet the family needs.

In such situation it is very important to undertake awareness campaigns on the advantages of marriages at an older age, as well as on a better education and guidance regarding sex and consensual relationships, in order to avoid considering "protection of honour" as necessary. Cooperation among all institutions in the fight against trafficking of persons should increase, including institutions that operate in the border crossing points, to supervise citizens whose asylum in EU countries has been refused. Cooperation is especially focused on informing and raising awareness among citizens regarding obligations for free movement, failure to meet requests for asylum since Albania is considered a safe country, whereas the Local Pre-university Education Office (in the entire pre-university education system) informs on students dropping out from school, interrupting education, attending on irregular basis, with a specific emphasis on Roma and Egyptian community students, students coming from families headed by women, orphan students, etc.

4.2 Healthcare

The Law No. 10383 "On compulsory healthcare insurance in the Republic of Albania", as amended, entered into force on 27 January 2016, which enables a free medical check-up at the family doctor for the entire resident population in Albania, including members from Roma and Egyptian minorities. Such service relates to the check-up at the family doctor and to uninsured individuals. In January 2018 the Ministry of Health and Social Protection began with the Community National Health Program, which mainly aims to ensure healthcare for marginalized Roma and Egyptian minorities. Further efforts are required to improve access to services for vulnerable populations, including: women; Roma and Egyptian minorities; persons with disabilities; and populations living in rural or remote areas. Further efforts are needed to improve access to services for the vulnerable population, including Roma and Egyptian minorities.[49]

Members of Roma and Egyptian minorities still face barriers when accessing healthcare on equal basis. While official data on their health situation are still unclear, as per different groups of the community, progress seems to be limited. Poor housing conditions, low educational attainment and low health-related know-how, physical distance from healthcare centres, as well as discrimination experiences, deteriorate existing problems. Immunization rate among children is often lower for members of Roma and Egyptian minorities compared to the mainstream population. The measure related to the provision of care packages for babies and mothers for Roma and Egyptian mothers giving birth in hospitals, has been successfully implemented, with a considerable increase in the number of mothers from 1961 in 2016 to 2059 in 2017 and to 7080 in 2018[50].

48. Source: US Department of State (USDOS), Country Report on Human Rights Practices 2016- Albania, 3 March 2017 – page 21

49. "Commission Staff working Document: Albania 2019 Report", European Commission, 29 May, 2019, Page 93, https://ec.europa.eu/neighbourhood-enlargement/sites/near/files/20190529-albania-report.pdf

50. ROMALB

However, other measures such as: (i) building new health centres near Roma and Egyptians settlements that lack access to health services; (ii) employing qualified Roma and Egyptians as healthcare staff; and (iii) training healthcare practitioners to provide equal services for vulnerable people, including Roma and Egyptians, were much less successful. In 2017 only one clinic (health centre) was built near Roma and Egyptian settlements and no further progress has been made in 2018, when the planned budget of 25,000 Euro remained [51]entirely unused. Two Roma and Egyptian interns were recruited in 2017, but they could not be employed as healthcare personnel after completing the internship program a year later. Out of 520 healthcare practitioners that had to be trained in 2018, only 56 of them exactly attended the training to provide equal services for vulnerable people, including Roma and Egyptians.

Granting health cards to Roma and Egyptians who lack health insurance is a progress made in the area of healthcare. 55,947 Roma and Egyptian individuals have been equipped with health cards in 2019. However, concerns related to the sustainability of this measure arise from the fact that it completely relies on donors' funding.[52]

The health situation of Roma and Egyptian minorities in Albania and their life expectancy is expected to be generally lower compared to the mainstream population and that Roma health indicators are deteriorating compared to the health indicators of the mainstream population in the country. Roma have a higher morbidity incidence and are more vulnerable, especially to transmittable diseases. It is widely accepted that access to health services for Roma and Egyptian minorities has been accompanied by a series of problems and challenges. Among the main causes for a difficult access to health services for Roma and Egyptian minorities are poverty, scarce living conditions, inability to pay for health services and medications, direct and indirect discrimination, Roma and Egyptians traditions and culture (early marriages and births), low educational attainment, lack of information and knowledge on reproductive health, pregnancy, infectious and sexually transmitted diseases, frequent changes of residences, high risk jobs health wise, malnutrition, poor treatment by the healthcare providers, lack of capacities among healthcare staff, etc.

According to the data published in the Regional Roma Survey, unmet needs among Roma are generally higher. At 36 percent precisely. The gap of health insurance coverage is also big. Affordability gap for healthcare is wider in case of affording necessary medications for family members. Majority of Roma report that they cannot afford buying medications[53].

There are gaps in health insurance coverage and there is a strong and positive connection between possessing an ID card and access to healthcare. The health insurance gap derives from the connection between possessing an ID card and accessing health insurance. The problem with distribution of ID cards explains just one side of this gap.[54] Unemployment, engagement in informal and random work represents the other side of the source of this problem.

Lack of health mediators is another barrier that hinders access of Roma women in institutions and centres that provide reproductive health services, especially for those Roma women that do not speak or understand Albanian. Such observation means that a part of the Romani population still speaks Romani language at home. Lack of linguistic knowledge is one of the reasons for their discrimination. It is because of such lack of communication in Albanian language that they do not receive healthcare services.

The situation brought about by the COVID-19 pandemic requires for special healthcare services to be provided while keeping social distancing. There are no information channels in Romani language regarding measures from the Ministry of Health and Social Protection on personal hygiene for Roma and Egyptian minorities in order to make sure that they are aware on the manner how to implement such measures. Based

51. https://rm.coe.int/report-on-albania-6th-monitoring-cycle-/16809e8241

52. ECRI REPORT ON ALBANIA (sixth monitoring cycle); https://rm.coe.int/report-on-albania-6th-monitoring-cycle-/16809e8241

53. Regional Roma Survey, page 52. https://www.eurasia.undp.org/content/rbec/en/home/library/roma/regional-roma-survey-2017-country-fact-sheets.html

54. Regional Roma Survey, page 52. https://www.eurasia.undp.org/content/rbec/en/home/library/roma/regional-roma-survey-2017-country-fact-sheets.html

on their economic situation, members from these two communities find it difficult to buy masks and disinfectants in line with anti-COVID 19 protocols. Members of the community are not informed regarding rules of physical distancing in health centres.

The COVID-19 pandemic manifested an extreme exposure of marginalized Roma and Egyptians, both toward short-term negative health impacts and toward medium-term socio-economic impacts. Many Roma communities suffered disproportionally due to their overall limited access to fundamental hygienic and sanitary infrastructure, limited access to clean water and healthcare services, high levels of economic distress, overpopulated families and isolated and overpopulated settlements or camps. There is also a clear risk that due to medium-term socio-economic impacts of the pandemic, inequalities will be further exacerbated. For example distance and online learning is often beyond the reach of Roma marginalized children and/or not affordable by them, thus worsening inequalities in education. This lockdown disengaged many Roma living in separate settlements from every source of income and economic activity (formal or informal), thus leading to an increase in poverty[55].

4.3 Housing

The housing situation is still very difficult for many Roma and Egyptians in Albania. Apart from the conditions that are often very scarce, the widespread lack of property titles or safe renting agreements, makes many members of this community vulnerable from evictions. Many people set up their dwellings in unused public property and in properties which ownership remained unclear after the fall of communism at the beginning of 1990. The authorities generally tolerated the use of land from Roma and Egyptians for as long as the said plots were not assigned for any other purpose, such as infrastructural projects or sale of commercial enterprises. With increasing economic development in Albania, Roma and Egyptians living in informal dwellings have come under pressure to abandon their places of residence, in some cases being evicted multiple times from different places without easy access to alternative and permanent housing solutions. Given that overall demand for social housing in the country surpasses the supply, this is usually not an immediate solution, except for a small number of persons affected. However, many Roma and Egyptians prefer, or even insist, on staying together in their established groups, which not only constitute a cultural identity for them, but also important support networks to better cope with poverty and the effects of social marginalisation[56].

ECRI notes that in early 2019, the envisaged working group within the former Ministry of Urban Development and Territory in charge of assisting Roma and Egyptians with the administrative procedures required for the legalisation of buildings had still not been set up. Due to the very bureaucratic nature of the legalisation process on the one hand, and the difficult socio-economic and educational situation of many Roma and Egyptians (as well as a still ineffective legal aid system) on the other hand, establishing such a working group could be a very useful step towards resolving outstanding legalisation issues. ECRI therefore strongly encourages the authorities to finally set up such a working group.

On the positive side, a new Law on Social Housing was approved by the Albanian Parliament in May 2018. Inter alia, the law forbids forced evictions of individuals/families from their residences. If staying within a residence or housing is impossible due to investments of public interest, the law clearly defines the procedures to conduct displacement, which need to be in line with the United Nations Guidelines. The DCM approved in this framework is a universal one and addresses all families affected from displacement, despite the fact whether they do possess or not a property title on the residence.

Also, the law provides that up to 2 years upon its entry into force, not less than 5% of social housing to be reserved for the members of the Roma and Egyptian communities. However, the relevant secondary legislation still needs to be enacted in full. Furthermore, many observers point out that in order for the Law on Social Housing to be effective, the necessary budgetary resources for social housing programs need to be substantially increased, especially to support municipalities. As concerns the program on improving existing

55. https://ec.europa.eu/info/files/union-equality-eu-roma-strategic-framework-equality-inclusion-and-participation_en

56. https://rm.coe.int/report-on-albania-6th-monitoring-cycle-/16809e8241

housing and the program on retrofitting the existing buildings owned by LGUs, which are added up to the social housing public fund, 22 projects were proclaimed as winners in 2018, which targeted 436 Roma and Egyptian families. (508 in 2017).

Nevertheless, the overall shortcomings in the area of housing remain insufficiently addressed and the cases mentioned below merely illustrate some of the problems.

The data from the Regional Roma Survey on Roma[57] minority indicate that 84% of the Roma community have access to electricity and 50% of the Roma community members have access to piped water in their dwelling, compared to 89% of the non-Roma.

Approximately 356 families (around 1541 persons) from Roma and Egyptian minorities were affected by the earthquake of November 26, 2019[58]. After this disaster, both these minorities are exposed toward many vulnerabilities related to fundamental rights and services, such as access to the labour market, healthcare, education, housing, etc. Negative consequences of the earthquake and the lack of housing most likely will increase the burden on women as they will be pushed further towards traditional roles and activities such as caretaking for children and elderly, disabled or ill family members.

Technical assistance has been provided to the local government to map informal Roma and Egyptian settlements which do not overlap with regulating plans, including the calculation of necessary costs for urbanization. Such measure has been completed in 2016 under the implementation of the Action Plan on Social Housing 2016-2020[59].

415 Roma and Egyptian families have benefited from additional services during 2016-2020 in case of inability to pay the financial obligations within a housing program. These were families who could not afford to pay the social housing rent, and those entitled to obtain a loan. Benefits included negotiating payment plans, referring to employment and other relevant services.[60]

1460 Roma and Egyptian families befitted from infrastructural improvements, water supply and sewerage infrastructure, hydro-sanitary equipment or new constructions during 2016-2019 through small grants for municipalities.[61]

Based on the data reported by the Ministry of Finance and Economy, 106 families from Roma and Egyptian minorities in 16 municipalities (or 19.7% of the total supported families) have benefited from housing supported by the state budget for 2019 by means of rent subsidy in the market.

57. Regional Roma Survey https://wwwww.eurasia.undp.org/content/rbec/en/home/library/roma/regional-roma-survey-2017-country-fact-sheets.html

58. Albania Post-Disaster Needs assessment report – February 2020

59. Monitoring Report of the Action Plan for the Inclusion of Roma and Egyptians – 2019 – Measure 1.3 Housing

60. Monitoring Report of the Action Plan for the Inclusion of Roma and Egyptians – 2019 – Measure 2.1, Housing

61. Monitoring Report of the Action Plan for the Inclusion of Roma and Egyptians – 2019 – Measure 2.5, Housing

TABLE 1. MUNICIPALITIES WHERE ROMA AND EGYPTIAN FAMILIES HAVE RECEIVED SUPPORT BY MEANS OF RENT SUBSIDY IN THE MARKET FOR 2019:

No.	Municipality	Roma	Egyptian
1	Klos		3
2	Tropojë	4	
3	Kamëz	1	
4	Cërrik		3
5	Tepelenë		7
6	Durrës	4	13
7	Belsh	1	
8	Gramsh		
9	Vlorë		14
10	Has		
11	Elbasan	17	
12	Lezhë	7	3
13	Lushnja		5
14	Berat		
15	Devoll	11	
16	Librazhd		13
	Total	**45**	**61**
		8.3% of the total supported families	**11.4% of the total supported families**

As concerns the program on improving existing housing and the program on retrofitting the existing buildings owned by LGUs, which are added up to the social housing public fund, 15 projects were proclaimed as winners in 2019, which targeted 255 Roma and Egyptian families.

4.4 Education and promotion of intercultural dialogue

The Roma and Egyptian children have relatively low percentages of enrolment at school, literacy and graduation from school compared to the national average, even though lately there has been an almost exponential progress. However, increasing enrolment rate and completion rate of Roma in basic education to 90 percent and enrolment and completion rate in upper secondary education to 50 percent, still remains a challenge in the Western Balkans[62].

Students from Roma and Egyptian minorities have the possibility to be equipped with free textbooks as of basic education till completion of upper secondary education, pursuant to Decision No. 486, dated 17/06/2020 of the Council of Ministers "On publication, printing, distribution and sale of pre-university education system textbooks", as amended. The process of printing, publication, distribution and sale of pre-university education textbooks is carried out by the publishing houses. The publishing houses which commit to carry out this process, submit the texts for approval, based on the criteria and procedures foreseen in the instruction of the minister in charge for education. The costs for the textbooks sent to the educational institution or Local Pre-university Education Office to compete for selection, shall be incurred by the publishing house. The textbooks shall be distributed/sold within the school premises. The educational institutions directorates offer one or two school premises that are used by all publishing houses that deliver textbooks in the respective educational institution.

According to ECRI Report data for 2020[63], a problem still remains the situation of inclusive education where the measures taken against bullying and extremism in schools have so far consisted only of general anti-bullying awareness-raising measures, which do not contain modules covering particularly vulnerable groups, such as Roma and Egyptian children, or LGBTI groups. This is a major challenge in the intercultural dialogue and integration.

However, currently 14,379 Roma and Egyptian boys and girls enrolled and attended pre-school and compulsory education during 2019. The data indicate that 6767 were females and 7612 were males; 4469 were Roma and 9910 were Egyptians; 11196 lived in urban areas and 3183 lived in rural areas. The objective for 2019 was 4993 children and the performance against such objective is 287 percent.[64] This is a positive outcome, even though the gap still remains broad among the Roma and Egyptian populations and the non-Roma one. The European Commission observes as a problem the inequalities in education between Roma and non-Roma which emerge early in life with generally low enrolment in pre-primary education (ages 3-5) in the Western Balkans. In Albania, this gap reaches 31%. Similarly, in compulsory education, the gap between Roma and non-Roma in Albania reaches up to 31%,with 66% of Roma children enrolled. Advances as compared to 2011 are remarkable, although more improvement is still needed to catch-up with the country and EU averages. [65]

62. Regional Cooperation Council.Declaration of Western Balkans Partners on Roma Integration within the EU Enlargement Process.5 July 2019, Poznan.https://www.rcc.int/docs/464/orhan-usein-while-one-out-of-four-young-people-in-the-region-is-in-limbo-this-is-true-for-three-out-of-four-roma

63. Sixth ECRI Report on Albania, 2020 https://rm.coe.int/report-on-albania-6th-monitoring-cycle-translation-in-albanian-/16809e8240

64. Report on the Implementation of Roma Integration Public Policy in Albania for 2019 www.romalb.org

65. Report on the Implementation of National Roma Integration Strategies, 2019 https://op.europa.eu/en/publication-detail/-/publication/4ff1ac7f-3749-11ea-ba6e-01aa75ed71a1/language-en

FIGURE 2: ATTENDANCE OF PRE-SCHOOL AND COMPULSORY EDUCATION FOR ROMA AND EGYPTIAN STUDENTS FOR 2019

Roma and Egyptian students in pre-school and compulsory education

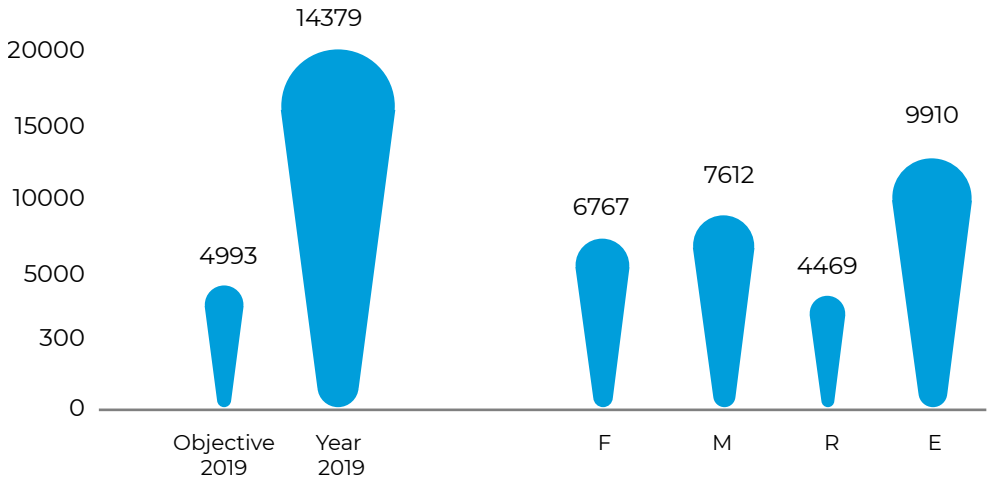

Enrolment of Roma and Egyptian children at school considerably depends from income, but removal of tuition fees has not been satisfactory, thus directly affecting attendance of kindergartens and schools. Only 745 Roma and Egyptian children were exempted from boarding fees in pre-school education during 2019. Such figure is really low compared to the expectations[66]. Despite a considerable increase in the number of enrolments of Roma and Egyptian children at schools during 2011-2017 and the reduction of gap by 12% compared to non-Roma children, the figures are still low and Albania ranks low compared to the majority of the Western Balkans countries[67].

Transport also remains a challenge to attend school, especially for Roma and Egyptian families that live in the outskirts and where education facilities are more than 2 km away. For e.g. 336 Roma and Egyptian children benefited from free school transport during 2019. This target has been only achieved to the level of 2.2 %[68].

Moreover, a huge number of Roma students drop out from compulsory education not just due to discriminating attitudes, lack of support and bullying at school, but also due to the need to help their parents in income-generating activities[69]. Considering these barriers, the majority of Roma parents that face social exclusion, believe that their daughter will be more protected if she drops out of schools at the early teenage years and gets ready to start up her family[70], than lagging behind at school, being treated as inferior by her non-Roma peers and, above all, beginning to have inappropriate behaviours. Based on the study conducted by the Open Society Foundation for Albania (OSFA), the municipalities mostly affected by drop out from compulsory education are Tirana, Korça, Elbasani, Fieri, Durrësi and Berati[71].

Roma and Egyptian children face with difficulties

66. Report on the Implementation of Roma Integration Public Policy in Albania for 2019 www.romalb.org

67. In 2017, UNDP and the World Bank, with the support of the European Commission, conducted the Regional Survey on the Socio-Economic Position of Roma in the Western Balkans. The survey helped to fill in the gap related to the availability of the data necessary to monitor and inform the socio-economic policies for Roma inclusion (and Egyptians, where the latter have been embedded under the "Roma" umbrella). To check the entire survey, please see: Regional Roma Survey 2017 https://www.eurasia.undp.org/content/rbec/en/home/library.html

68. www.romalb.org -Romalb is the e-system to monitor the progress of measures for the inclusion of Roma and Egyptians.

69. Based on the OSFA study, 4% of children aged 6-17 years old are engaged in different works.

70. According to the Socio-Economic Survey of 2011, 31% of Roma girls and 13.6% of Egyptian girls aged between 13 and 17 years old were married.

71. OSFA, Roma housing and population census in Albania, April 2014, www.osfa.al/sites/default/files/roma_census_albanian.pdf

also due to their parents educational attainment who do not consider education as a priority. The part-time basic education system to help adults aged 16+ years old has not been productive. In 2019, the education level was just 6% compared to the objective.

With regards to higher education studies, the data are very much limited. ROMALB system lacks inputs in the database, but the Roma Education Fund (REF) unveils several interesting data for the academic year 2019-2020 (which was also a problematic year due to the COVID-19 pandemic as well). Based on the scholarship system of "Roma Memorial University Scholarship Program"[72], in 2019-2020 there were 43 applications, of which 33 were valid and 19 of them received a scholarship. An interesting fact from the first generation of graduates that benefited from this scholarship is that out of 11 countries benefiting from the RMUSP Program, Roma from Albania have all graduated (100%). The average % of success rate from the program beneficiary countries was 82%.[73] However, based on the European Commission Report for 2019, the gap in completion of tertiary education significantly increased in Albania, as the rate of Roma completing tertiary education remained around 1% in both 2011 and 2017[74].

Regarding Vocational Education (VE), the number of Roma and Egyptians has continuously increased due to the promotion of VET programs as well as the support with full scholarships, at such a rate that covers living costs, tuition fees and textbooks[75] for this category. The data indicate that 333 Roma and Egyptian students have attended vocational education during the 2015-2016 school year. Whereas, during the school year of 2020-2021, there are 674 students that attend vocational education.

Promotion of intercultural dialogue

The promotion and recognition of the Roma and Egyptian identity as an integral part of the Albanian cultural heritage struggles with various types of difficulties. For example, low employment rate of the Roma and Egyptians at the Ministry of Culture; failure to translate and publish Roma/Egyptian literature in Albanian language and vice versa; failure to include Roma and Egyptian culture, craftsmanship and identity in the tour guides and production of leaflets for both these communities in Albania. Upon approval of the Law "On the Protection of Minorities in the Republic of Albania" on October 13, 2017 by the Albanian Parliament, Roma and Egyptians have been officially recognized as a national minority. The new law, inter alia, brings such obligations for the Albanian Government as to ensure the participation of national minorities in the public and cultural life, financial support from the institutions in order to promote, preserve and protect their traditions, cultural, ethnic and linguistic identity. In this sense the approval of the fund on national minorities is a novelty, despite it still not being implemented into practice[76].

Regarding the promotion of intercultural dialogue in schools, there is a need for further improvements. There is a regress from 2015 up to date regarding the training of teachers in all levels of education with materials on how to manage multicultural classes, how to cooperate with parents from different cultural and socio-economic backgrounds, how to promote tolerance, cultural interaction and equality. The revision of school curricula in compulsory education and upper secondary education, as well as of textbooks still remains a challenge to reflect tolerance and interculture, as well as increasing the number of materials on Roma and Egyptian identity. Data are only available for 2018, when 12 texts have been revised for such purpose[77].

72. RMUSP is the largest scheme of REF tertiary scholarships, which has been established to facilitate access to tertiary education and enable a bigger number of Roma to access the labour market as key professionals. The students get 800 Euro for the academic year to cover basic study and living costs, as well as up to 1200 Euro to cover tuition fees, if applicable.

73. Roma Education Fund Annual Report 2019 https://www.romaeducationfund.org/

74. Report on the Implementation of National Roma Integration Strategies, 2019 https://op.europa.eu/en/publication-detail/-/publication/4ff1ac7f-3749-11ea-ba6e-01aa75ed71a1/language-en

75. Report on the Implementation of Roma Integration Public Policy in Albania for 2019 www.romalb.org

76. Law No. 96/2017 "On the Protection of National Minorities in the Republic of Albania"

77. Report on the Implementation of Roma Integration Public Policy in Albania for 2019 www.romalb.org

4.5 Employment and Vocational Training

The Declaration of the Western Balkans Partners on Roma Integration within the EU Enlargement Process (Poznan Declaration) 2019, asks for an increase in the employment rate of Roma in the public sector to the rate proportional of the participation of Roma in the overall population as well as an increase of the employment rate among Roma to at least 25 percent[78]. Such declaration indicates that the Western Balkans is facing with employment challenges of Roma and Egyptians. For Albania such challenge remains even bigger considering the income per capita and economic development. On the other hand, poverty and importance to ensure the basic needs, considerably decreases the interest of Roma and Egyptian individuals to complete VET (vocational training) and employment promotion programs, as well as obliges them to make alternative choices that are often informal. Informal sectors, such as the individual collection of recyclable wastes, trading of second hand goods or other activities that do not require special training, generate higher income compared to the minimum wage in formal sectors. Also, the culture of poverty and exclusion, lack of trust in the existing employment programs, negative experiences in the past, etc., cause for the majority of Roma and Egyptians working in the informal sector to be forced to remain there (accepting the insecurities brought by the informal labour market) and to be reluctant to be included in the employment promotion programs.

The current situation of employment, especially with the impact of COVID-19 pandemic, is unclear given the lack of updated data. The projections carried out from 2017 up to the full integration to EU (supposedly in 2029) are very optimistic. They unveil an overview of systematic increase of Roma and Egyptians employment (even though with the same gap compared to non-Roma), as well a decrease of informal employment[79]. The data of 2017 show that there is a gap between marginalized Roma and neighbouring non-Roma in terms of human capabilities and material well-being[80]. The gap is especially large for young people - only 22 percent of marginalised Roma aged 18-24 are in employment, education or training compared to 58 percent of non-Roma neighbours. This has life-long implications, hindering further opportunities for a good employment. Only 18 percent of the Roma aged 15-64 years old are employed compared to 27 percent of non-Roma neighbours[81].

No other Western Balkans country suffered such a huge decrease in the employment rate of marginalized Roma and Egyptians for 2011-2017. The employment rate decreased both for marginalized Roma males and females, but such decrease was higher for females. The gender gap within such group reduced by 20 percentage points (from 35 percentage points in 2011 to 15 percentage points in 2017). Compared to the majority of the Western Balkans countries, Roma have less chances to participate in the labour market. Participation in the labour force is especially low among marginalized Roma women (29 percent in 2017). Albania demonstrated the highest rates of unemployment in the region. Unemployment affects economically active Roma and women more than their men counterparts. Especially in 2017, the unemployment rate for marginalized Roma females was 62 percent compared to 51 percent of males.[82]

Those Roma that manage to get employed mainly engage in second hand small trade and collection of recyclable wastes, whereas the Egyptian population is mostly involved in the sector of services, household care and construction[83]. Formal employment is mainly based on agriculture which provides for basic needs (for those communities living in the rural

78. Regional Cooperation Council.Declaration of Western Balkans Partners on Roma Integration within the EU Enlargement Process.5 July 2019, Poznan.https://www.rcc.int/docs/464/orhan-usein-while-one-out-of-four-young-people-in-the-region-is-in-limbo-this-is-true-for-three-out-of-four-roma

79. OSFA (2019).Roma Integration Roadmap 2019-2021 for Albania.https://www.rcc.int/romaintegration2020/docs/101/roma-integration-roadmap-albania-2019-2021

80. Regional Roma Survey 2017 https://www.eurasia.undp.org/content/rbec/en/home/library.html ; World Bank https://www.worldbank.org/en/news/press-release/2018/05/17/marginalized-roma-community-still-most-excluded-in-albania

81. Balkan Investigative Reporting Network (April, 2020), Roma: Europe's Neglected Coronavirus Victims.Prepared by Stephan Müller, FikrijaTair, BashkimIbishi and DraganGracanin.https://balkaninsight.com/2020/04/01/roma-europes-neglected-coronavirus-victims/

82. Roma at a Glance: Albania, April 2018, UNDP-World Bank-European Commission.

83. Civil Right Defenders 2018: 11.

areas), that is characterized from small land plots, lack of infrastructure and irrigation system, as well as high maintenance costs[84]. However, that large number of Roma and Egyptians that work as collectors of recyclable wastes, sometimes at source (e.g. in restaurants), but often even in rubbish bins and in waste collection sites, is now threatened by two key factors:

- Upon privatization of landfills, many of them will be deprived of the only source of living, if no mechanisms are found to formally include them in the privatized waste collection and in their classification system;
- The COVID-19 pandemic and, especially, isolation is an even larger threat for Roma and Egyptians who have it impossible to work remotely.

Roma and Egyptians also face with "hidden" barriers to employment, including distance from the work or school, discrimination and stigma of being Roma and Egyptian, frequency of migration, lack of ID cards and other personal and administrative documents, lack of knowledge on the existence of the employment programs, etc.[85]. Given the lack of sufficient information on the advantages of being registered as unemployed, many Roma do not have access to the measures taken for vocational education and training and active labour market measures. The majority of employment offices and VTCs do not have any Roma or Egyptian employees, which leads to misunderstanding between the administration and communities and sometimes to discriminating attitudes while providing services. While vocational training and active employment programs are provided to unemployed jobseekers, the majority of Roma are not registered and[86] therefore do not benefit from such programs. Moreover, the minimum educational requirements to participate in these training activities are often too high, given the low educational attainment of many Roma and Egyptians[87].

As the implementing body, the Ministry of Economy and Finance does not possess updated data related to the assessment of the potential impact of exemption from taxes for Roma and Egyptian entrepreneurs / self-employed that transition to the labour market from long-term unemployment, social welfare, begging and informal work, as well as for those living in inadequate conditions (e.g. in informal settlements, in social housing, but who are at risk of eviction due to the inability to pay for rent). The said situation hinders and discourages the entrepreneurial activities of these communities. Also, Roma and Egyptian entrepreneurs in the area of agriculture do not possess sufficient information regarding potential grants from governmental agencies.

Moreover, to increase employment of Roma and Egyptians, it is worth having the presence of employment mediators who serve as an information and facilitating bridge among the communities and employment programs[88]. For this, a positive practice is the one piloted by UNDP during 2016-2019, which supported the employment of Roma and Egyptian mediators at the employment offices in four municipalities of the country[89] in cooperation with the National Employment Service. The evidences indicate that employment mediators play a decisive role for the purposes of improving access, efficiency and impact of EPP programs to Roma and Egyptian minorities[90].

84. UNDP, Needs assessment of Roma and Egyptian individuals on employment and entrepreneurship in the regions of Korça, Berat and Vlora, prepared by KriselaHackaj, p. 29.

85. UNDP, Needs assessment of Roma and Egyptian individuals on employment and entrepreneurship in the regions of Korça, Berat and Vlora, prepared by KriselaHackaj, p. 21.

86. Framework Convention for the Protection of National Minorities (FCNM) 2019: §§ 155-156.

87. Sixth ECRI Report on Albania, 2020 https://rm.coe.int/report-on-albania-6th-monitoring-cycle-translation-in-albanian-/16809e8240

88. UNDP, Inception Report - Economic and Social Empowerment for Roma and Egyptians - a booster for social inclusion (ESERE) project January - August 2016

89. Municipalities: Tiranë, Durrës, Berat&Shkodër

90. www.romalb.org

Considering the special individual and family needs, the lack of a social supporting network, the artistic and spiritual world of Roma and Egyptians, many bureaucratic organizations, at least in the initial stages of integration into the market and society, do not adapt that well to their needs, character, culture and lifestyle, despite the technical skills possessed. Those organizations having a flexible organizational structure and working hours that highlight the freedom and performance (and not bureaucracy that much), may be a good solution for these communities (especially Roma) who have it difficult to adapt to a fixed 8-working hour shift.[91] A similar challenge related to the workplace upon employment of Roma and Egyptians is the development of informative materials on protection from ethnic discrimination at the workplace, promotion of successful examples of cultural diversity and all-inclusiveness. Apart from materials, trainings, workshops and support sessions are also important.

A summary of challenges and recommendations:

Based on the official data from the National Employment Agency, in 2018 only 239 Roma and Egyptians out of 5845 registered Roma jobseekers were employed. Not all Roma remained in employment and some of the reasons for abandoning their places of work are discrimination and heavy working conditions.

Moreover, according to the Employment Office, 8072 or 9% of the total unemployed jobseekers for the first eight months of 2020 were Roma (88,468). They are mainly registered at the employment offices covering the regions of Tirana, Korça, Fier and Berat. What makes integration to the labour market difficult are age, education and lack of a profession.

TABLE 2: THE STRUCTURE OF UNEMPLOYED JOBSEEKERS FALLING WITHIN THE ROMA AND EGYPTIANS CATEGORY REGISTERED WITH THE EO

Unemployed jobseekers/Roma	2018	2019	8 months of 2020
Unemployed jobseekers registered at the EO	2,442	2,646	3723
in % compared to the total registered unemployed jobseekers	3.70%	4%	4%

Unemployed jobseekers/Egyptian	2018	2019	8 months of 2020
Unemployed jobseekers registered at the EO	3,063	3,505	4349
in % compared to the total registered unemployed jobseekers	4.7%	5%	5%

91. Hysa, X., &Titka, M. (2017). ESERE Behavioural Change Model Changing Attitudes and Behaviours of Public Servants with Regards to Roma and Egyptians' Access to Public Services. Tirana / Albania: UNDP, pp. 16. http://www.al.undp.org/content/dam/albania/docs/ESERE%20Behavioural%20Change%20Model.pdf

The registered unemployed jobseekers from these categories, approximately 60%, belong to a relatively young age, i.e. 15-44 years old. The most problematic part of this category is education. Around 67% of Roma and 45% of Egyptians have no education or just basic education, which makes it impossible to employ or send these unemployed jobseekers to vocational education, as well as to soft skills courses, that prepare these target groups to then be ready for inclusion in the active employment programs.

The lack of education is also reflected in these jobseekers skills. Almost 90% of Roma and 78% of Egyptians classify as having no profession or with very basic professions.

Essentially, a stronger effort is needed to promote social entrepreneurship and self-employment of Roma and Egyptians through: sufficient funding, appropriate legislation and programs; investigating the potential impact of tax exemptions to transfer Roma and Egyptians from unemployment; investigating the potential impact of concessions for recyclable waste collectors; grants for Roma farmers; engagement of Roma and Egyptians in public services. The above-mentioned measures would also serve to address the informal work of Roma.

4.6 Social care

Social protection plays an important role in avoiding that Roma and Egyptian individuals and families fall and remain in poverty, and it also encourages social cohesion and the integration of these minorities in the society. There is a huge gap between marginalized Roma and non-Roma residents living near them in terms of human capabilities and material well-being. Despite progress achieved in coverage with basic services, there are still deficiencies regarding equality in the provision of these services[92].

Roma and Egyptians feel discriminated with regards to access to public services. Civil registration hinders access to such services as education, health, economic aid, etc. However, Roma and Egyptians also feel discrimination at the civil services desks. The surveys (using the Symbolic Racism 2000 Scale – SR2KS[93]), interviews, simulations, workshops and *coaching* with public administration employees in a study of 2017 conducted in 4 Municipalities (Tiranë, Durrës, Berat and Shkodër), detected the presence of the *symbolic racism*[94] phenomenon at almost above average levels[95].

On the other hand, a persistent problem for Roma and Egyptians to benefiting social services (including economic aid) relates to the lack of personal documents or a formal residence transfer, illiteracy or inability to complete the application forms, the very complicated procedures, existence of possession of ownership on lands they do not possess de facto, etc. At times, they also lose benefits because of the inability to register a transfer of residence within a certain deadline.

The new reformed scheme of Economic Aid (EA), avoids to a certain extent the excluding criteria and excessive documents, enabling data to be generated from other systems. The scheme avoids submitting such documents as personal and family certificates, unemployed jobseekers certificate, employment record book, certificate of title for a vehicle, etc. In principle, this change to the EA scheme gives priority to Roma and Egyptians who found it difficult to ensure the necessary documents and to understand administrative procedures. However, in practice there is still need for further improvements. Inaccuracy in calculating the amount of economic aid by the administrators or failure to enter into the employment office system the adult family members, despite them resulting as registered unemployed jobseekers at the employment offices, have been some of the issues identified in the progress report of the National Strategy on Social Protection (2019) that have had an impact

92. Regional Survey 2017, UNDP & WB

93. Henry, P. J., & Sears, D. O. (2002).The symbolic racism 2000 scale.Political Psychology, 23(2), 253-283.

94. Symbolic racism (also know as symbolic prejudice and racial resentment) is a coherent belief system that reflects an underlying one-dimensional prejudice towards any ethnicity. These beliefs include the stereotype that black people are morally inferior to white people, that white people are racist and that black people violate traditional values of white people. These beliefs may lead to discriminating actions and to a justification of such actions.

95. Hysa, X., &Titka, M. (2017).ESERE Behavioral Change Model Changing Attitudes and Behaviors of Public Servants with Regards to Roma and Egyptians' Access to Public Services. Tirana / Albania: UNDP.http://www.al.undp.org/content/dam/albania/docs/ESERE%20Behavioural%20Change%20Model.pdf

in failing to benefit the full allowance or in families being excluded from the scheme.

Meanwhile, the People's Advocate institution recommends that a bigger attention and priority should be dedicated to the fair application of the scoring system to benefit the economic aid. Additionally, the need to train those individuals filling in the forms on site is highlighted, in order to reflect the reality for each case and not just conduct a digital scoring system that excludes by deduction, for technical errors as well, individuals or families truly in need to receive the economic aid allowance[96].

According to ROMALB system, 8691 Roma and Egyptian individuals have benefited economic aid during 2018. Whereas, during 2019 this number reduced to 8294 beneficiaries. However, despite issues, the Ministry of Health and Social Protection reports that currently for 2020, 95% of the applicants to the economic aid have benefited from the latter and around 11 thousand beneficiaries from the EA scheme are Roma and Egyptians. The social reintegration of these families in the future through the implementation of EA scheme exit programs remains a challenge.

Based on the European Commission recommendation to remove barriers and generate funding opportunities for the development of social enterprises, the government enacted Law No. 65/2016 "On Social Enterprises in the Republic of Albania" to support the employment of vulnerable groups that lack sufficient resources and whose situation prohibits them to actively access the labour market. The first call from the government was launched in May 2019, when 6 NPOs received the status of social enterprises. For this model to be all-inclusive and effectively serve to promote employment, it is necessary to create a favourable enabling environment where Roma and Egyptians enhance their knowledge on the products, services and impact of social enterprises[97].

In its sixth monitoring cycle for Albania, the ECRI Report highlights that hate speech and hate-motivated violence against Roma and Egyptians are phenomena still present in Albania, which hinder the inclusion of these communities in the everyday life and access to services[98]. In 2019, the United Nations Committee on the Elimination of All Forms of Racial Discrimination (CERD) voiced its concern on the limited observation of the recommendations and decisions taken by the equality bodies.[99] In case of the Commissioner for Protection from Discrimination, that can also handle cases of alleged discrimination in the private sector, a huge number (up to 90%) of its decisions get disputed by the court. Whereas in the past, the CPD decisions were often dismissed by the judiciary, now such tendency seems to be halted and overthrown. It looks like there is a better understanding of the equality and non-discrimination principles, as well as a deeper permeability of the European Court of Human Rights case law in the judiciary. Notwithstanding the positive trend, there are still issues present.

96. Annual Report on the Activity of the People's Advocate Institution, 2019

97. Progress Report (2019) of the National Strategy on Social Protection (2015-2020)

98. Sixth ECRI Report on Albania, 2020 https://rm.coe.int/report-on-albania-6th-monitoring-cycle-translation-in-albanian-/16809e8240

99. United Nations Committee on the Elimination of Racial Discrimination (UN CERD) 2019: § 13-14. – See also: Council of Europe, Committee of Ministers, Recommendation CM/REC (2019)6 on the development of the Ombudsman institution and GPR No. 2: § 36.

Based on the Albania-EU Policy Dialogue Seminar Recommendations, in December 2018, the list of social care issues is as follows:

- Lack of integrated services, especially for children in street situation and their families. Lack of information regarding the community services provided by municipalities
- The inability of Roma and Egyptian minorities to benefit from health or social services, due to different reasons (e.g. the residence is far away from the health centre).
- Lack of information on the new economic aid scheme and the low number of applications by Roma and Egyptian minority category.
- The frequent number of cases when members of the Roma and Egyptian minorities do not benefit from social insurance due to disability or economic aid.
- The lack of social services and failure to implement the social fund in many municipalities of the country.

Apart from these, the local government should begin to provide for its own funds to set up, support and expand the social services within its territory, as well as to set up a special structure for needs assessment and case referral. Local staffs must work to integrate the cash transfer schemes with the social care services, based on the individual/family needs assessment.

The latest data according to the study of 2019, related to the needs assessment for social services in the 12 regions of Albania conducted by theState Social Service and UNDP highlight that 34% of the municipalities in Albania (21 municipalities) do not provide any type of social care services at all. Out of these municipalities, 43% of them have a population that exceeds 20,000 inhabitants. Only 7 municipalities or 9% of them do provide all the services. 38 municipalities or 62% of all of the country's municipalities lack services for the elderly, 43 municipalities or 71% of them lack services for children, 37 municipalities or 61% of them do not provide services for persons with disabilities and 39 municipalities or 64% of them do not provide services for vulnerable individuals, including Roma and Egyptians.

By creating a special budgetary line, i.e. the Social Fund, and allocating funds from the central budget, its the first time that social services reform scheme has enabled each municipality to set up social services within its territory for vulnerable groups, thus ensuring the minimum social services (or the basket of services) as well as the sustainability of the current services, in line with the needs specified in the Social Plan of every municipality. Despite that several municipalities have applied for 2021 to provide services to the Roma and Egyptian community, an important challenge still remains the ability of the local government to plan and manage these funds.

The COVID-19 pandemic, and especially the long-term isolation, introduced a huge threat for Roma and Egyptians in particular, a part of whom live in poor conditions, thus making social protection services indispensable for survival. In response to the COVID-19 crisis, the government undertook several emergency measures where Roma and Egyptians were among the beneficiaries. Around 18,144 Roma and Egyptian families received aid packages (food and non-food items) and reimbursable medications. Meanwhile, 10,436 Roma and Egyptian individuals had their EA cash allowance doubled, whereas 4,524 families received a financial aid support of ALL 16,000 (sixteen thousand), including those families that had applied for economic aid, but who could not benefit neither from the EA scheme nor from the 6 percent fund. Also, Roma and Egyptians have benefited from the remission of electricity late payment surcharge. This immediate response by the government should persist in the near future with similar measures in order to ensure the provision of necessary services to Roma and Egyptian families lacking the possibility to meet the basic life needs.

Meanwhile, the UN Albania Covid-19 Socio-Economic Recovery and Response Plan that was finalized in July 2020, observes that the Covid-19 pandemic has increased the risk for child labour and exploitation as well, especially of those in street situation, given that their family's livelihoods and income have shrunk. The risk is extremely high and asks for immediate support to ensure support services to these children and their families.

4.7 Anti-gypsyism

Racism against Roma and Egyptians (RRE), cumulative discrimination, as well as stereotypes and prejudices towards Roma and Egyptians are present in Albania as in many other countries where they live[100]. It is precisely these phenomena that lay at the root of problems which members of Roma and Egyptian minorities face with in all areas of social-cultural, economic and political life at varying degrees of severity. The low rate of Roma and Egyptians inclusion in the formal labour market, lower rate of enrolment, attendance and performance at school for children of Roma and Egyptians minorities, the very scarce housing conditions or low levels of Roma and Egyptians engagement in the policy-making and decision-making processes, both at central and/or local level, are an indicator of the racism and discrimination consequences, whether direct or indirect, accumulated or recently emerging[101].

This section focuses on the issues of racism and discrimination against Roma and Egyptians, concentrating mainly on the legal and institutional environment, on Roma and Egyptians stereotyping matters, hate speech and hate crimes against them, as well as on the needs that remain to be addressed to fight them. The manifestation of such issues is further directly addressed for specific sectors, under the sections of this chapter in priority areas as civil registration, education, employment, housing, healthcare, social protection, etc.

The overall climate regarding the legal and institutional framework in relation to the Roma and Egyptians minorities in the Republic of Albania has increasingly improved. As of October 2017, both Roma and Egyptians have been recognized as national minorities in the Republic of Albania[102]. Inter alia, Law No. 97/2017 "On the Protection of National Minorities in the Republic of Albania", explicitly stipulates the protection of national minorities from discrimination (Article 8)[103]. Article 8(2) of the Law No. 97/2017 assigns the public, central and local institutions with the responsibility to approve and implement measures on:

- ensuring full and effective equality in the economic, social, political and cultural life among persons belonging to a national minority and those belonging to the majority;
- protecting persons belonging to the national minorities from threats, discrimination, hostility or violence due to their distinctive cultural, ethnic, linguistic, religious or traditional identity;
- strengthening intercultural dialogue;
- encouraging mutual respect, understanding and cooperation among all citizens of the Republic of Albania, despite their distinctive cultural, ethnic, linguistic, religious or traditional identity.

100. Civil Rights Defenders (2018) The wall of anti-gypsyims: Roma and Egyptians in Albania; Printing Press

101. These have been identified and targeted in the Action Plan 2015-2020, as well as in the local plans of several municipalities in the Republic of Albania that have drafted local plans on the integration of Roma and Egyptians.

102. Before, Roma and Egyptians did not enjoy such status. Till that moment, Roma were recognized as a linguistic minority, whereas Egyptians lacked complete specific recognition.

103. Law No. 97/2017 "On the Protection of National Minorities in the Republic of Albania", the General Assembly. https://www.parlament.al/LibrariaAkteve/LibrariaAkteDetails/4060

Apart from the dedicated law on protection of minorities, the Republic of Albania has further deepened its will to protect the Roma and Egyptian minorities, as well as to address the issues and barriers with the final aim of fully integrating them into the society, by means of other laws and policy documents as well, and by setting up and empowering the mechanisms to implement them.

The Criminal Code of the Republic of Albania[104] is a very important legal document given that several articles within that document address discrimination based on ethnicity and race, as well as the hate crimes and hate speech (including online hate speech). Based on the Criminal Code of the Republic of Albania, discrimination is an aggravating circumstance for each offence related to language, religion, nationality, political and social affiliations. Issues of discrimination and provision of equal chances are addressed by a number of sectoral laws (e.g. in the area of education, employment, etc.), as well as by policy documents that specifically target Roma and Egyptian minorities.

In this sense, it is worth highlighting the Action Plan for the Integration of Roma and Egyptians, 2015-2020, which in the recent years has served as the key document to protect and socially include Roma and Egyptians in Albania. Being a continuation of the previous National Strategy "On improving the living conditions of the Roma minority" and the Action Plan for the Decade of Roma Inclusion (2005-2015), it targets objectives and activities in such areas as education and promotion of intercultural dialogue, employment and vocational training, healthcare and social protection, housing and urban integration, as well as civil registration and access to justice, also estimating the financial fee covered by the state budget and financial support of different donors.

The political will has also been reflected in the establishment and empowerment of institutions and mechanisms to ensure the implementation of the legal framework. Therefore, the People's Advocate (PA) institution and the Commissioner for Protection from Discrimination (CPD) are deemed to play a very important role. In its 2020 report, the Sixth Monitoring Mission of the European Commission against Racism and Intolerance (ECRI) highlights the People's Advocate (Ombudsman) and the Commissioner for the Protection from Discrimination (CPD) role, as well as the very effective and collegial relationship that both institutions have built among each other, where one of the most spotlighted components of their work is focused on racial hate speech issues[105]. These are indicators of how seriously these issues are considered and of the need to address those as effectively as possible. For this, reports indicate that the CPD has considerably increased the staff capacities and intensified work in monitoring and reporting, including at local level through regional offices[106].

In 2018, the General Assembly of Albania approved the Code of Conduct that, inter alia, prohibits the MPs to use racial hate speech in Parliament, as well as any forms of discrimination and stereotyping in the Parliament and non-parliamentary activities. In case of failure to observe them, disciplinary sanctions shall be taken against the relevant MP[107].

In the follow up of complementing the legal framework to ensure effective access to justice for victims of discrimination by developing an operational and duly funded legal aid system, the law on the provision of legal aid was enacted in 2017. However, as it often happens in other areas as well, the implementation of the legal framework fails to follow the same pace. Barriers firstly relate to delays in completing it with the relevant by-laws. The ECRI 2020 Report observes that such delays have happened with the by-laws of the new Law on Legal Aid as well as the Law on Social Housing, both having direct impacts for the Roma and Egyptian minorities in the country.[108] Similarly, the Law on the Protection of National Minorities in the Republic of Albania of 2017 is still lacking the completed secondary legislation which is necessary to ensure its effective implementation. In this context there is still a lot to be done in order for the authorities to complete the legal framework with the by-laws, as

104. The Criminal Code of the Republic of Albania, Republic of Albania, http://www.pp.gov.al/web/kodi_penal_2016_1033.pdf

105. ECRI (2020) ECRI Report for Albania (Sixth monitoring cycle), Council of Europe, June 2020. Page 7

106. Ibid

107. The General Assembly of the Republic of Albania (Decision No. 61/2018): Article 6.

108. See for example the issue of housing observed by ECRI, arising due to the lack of by-laws, which aim to provide the necessary details to make the legislation in the area of social housing operational. (page 27).

recommended by the Advisory Committee of the Council of Europe on the Framework Convention for the Protection of National Minorities, as well as by the United Nations Committee on the Elimination of Racial Discrimination[109].

Apart from accelerating the completion of the legal framework with the by-laws, it is also important to speed up the identification, measurement and handling of discrimination and racism issues. The efficiency in implementing the legal framework as well as the success indicators in the fight against racism toward Roma and Egyptians in Albania are difficult to document due to several factors, with the main ones being lack of data collection, failure to report them systematically and in a disaggregated manner. Data on racism issues toward the Roma and Egyptians are scarce, sporadic and mainly coming from the non-governmental organizations sector[110]. There are still no comprehensive and updated statistical data on hate crimes based on race, and overall data are not disaggregated according to ethnicity, which makes it difficult to know the real dimension of the issue of Roma and Egyptians becoming victims of hate crime and violence[111].

On the other hand, the lack of good and sustainable practices, or the lack of trust in the functioning of the legislation and mechanisms lead to racism and discrimination, hate speech and crimes toward Roma and Egyptians to go under-reported[112]. Apart from the statistical reporting from the General Prosecutor Office, that has the obligation to collect general data on hate crimes[113], an all-inclusive system of data collection on racist incidents from hate speech appears to be missing[114]. According to the OSCE Office for Democratic Institutions and Human Rights (ODIHR), Albania has not systematically reported the numbers of hate crimes registered by the police, [115] as well as there is no further detailed information neither from the police nor from the Ministry of Justice on adjudicated cases[116].

The CPD has handled several complaints related to hate speech in the recent years, including cases when the hate speech has been addressed to Roma and Egyptians. The Civil Society Organizations (CSOs) play a fundamental role in this sense. Based on the latest report of CPD, during 2020 apart from the individual complaints, 11 complaints have been lodged from legally interested organizations (4 borne complaints and 7 registered in 2020), which have been mainly lodged from organizations protecting the interests of children, Roma and Egyptian minorities, as well as persons with disabilities, etc. In other cases, the information provided by the CSOs and the media have served as a clue or information to the Commissioner to start the cases on its own initiative[117]. Also, the Audiovisual Media Authority (AMA) receives complaints regarding hate speech and the majority have been related to the social media/TV outlets on the internet, where target groups are often Roma and Egyptian individuals[118].

There is still a need for the authorities to create an all-inclusive system of monitoring for incidents of hate speech and hate crimes. In this sense, as recommended by ECRI (2020) as well, a better coordination of efforts is required among the People's Advocate, Commissioner for Protection from Discrimination, Prosecution Office, Police and CSOs that represent/protect Roma and Egyptians. Similarly, intensive work is needed

109. FCNM 2019: 2 and 7 (page 16); and the United Nations Committee on the Elimination of Racial Discrimination (UN CERD) 2019: page 11-12.

110. ECRI (2020) ECRI Report for Albania (Sixth monitoring cycle), Council of Europe, June 2020.

111. See: ECRI (2020) ECRI Report for Albania (Sixth monitoring cycle), Council of Europe, June 2020, as well as Civil Rights Defenders (2018) The wall of anti-gypsyims: Roma and Egyptians in Albania; Printing Press

112. Civil Rights Defenders (2018) The wall of anti-gypsyims: Roma and Egyptians in Albania; Printing Press

113. See for example the report for 2019 herehttp://www.pp.gov.al/web/kuvendit_raporti_vjetor_2019_28_3_2020_pp_perf_1864.pdf

114. ECRI (2020) ECRI Report for Albania (Sixth monitoring cycle), Council of Europe, June 2020.

115. Ibid. page 15.

116. Civil Rights Defenders (2018) The wall of anti-gypsyims: Roma and Egyptians in Albania; Printing Press; also see the latest report of the Ministry of Justice on the judicial cases adjudicated during 2019 which do not include details on hate crimes, accessible inhttps://www.drejtesia.gov.al/wp-content/uploads/2020/07/VJETARI-STATISTIKOR-2019.pdf

117. See the respective report, page 8. Accessible in https://www.kmd.al/wp-content/uploads/2020/09/Raporti-KMD-6-mujori-i-I-re-i-vitit-2020.pdf

118. ECRI (2020) ECRI Report for Albania (Sixth monitoring cycle), Council of Europe, June 2020.

to built trust[119] among the Roma and Egyptian members, to report these offences and to empower the Roma and Egyptian organizations and representative voices, since they themselves have been subject to hate speech[120]. This asks for multilateral measures and plans, that vary from awareness-raising to criminal investigation and punishment, and are carried out with the participation of many stakeholders, since apart from the People's Advocate and CPD, public punishment of the hate speech and active reactions from high political figures or other public figures are still vary rare[121]. Moreover, the fight against racism toward Roma and Egyptians needs to be not just all-inclusive but also structural. This requires interventions that target the issues of racism and discrimination in general, and specific interventions for areas where the problems are manifested in segregation and exclusion (like in housing, education, etc.).

The success rate in the fight against RRE, inter alia, is also determined by the degree of inclusion in policy-making and decision-making processes and the degree of empowerment of Roma and Egyptians. Such experiences as the development of the National Action Plan or local plans for the integration of Roma and Egyptians with the inclusion and engagement of the Roma and Egyptian community organizations in the drafting, implementation and monitoring are very much important and to be commended in this sense. However, despite that issues of direct participation in the decision-making are carefully embedded in the Constitution and electoral legislation regarding minorities and gender equality in the country, good practices are still limited. These are mainly encountered at local level than the central one, and they are related to matters of participatory decision-making than to anti-discrimination and/or anti-racism issues.[122] Empowering the Roma and Egyptian minorities, their bigger participation and inclusion in the decision-making in general and in addressing issues related to the fight against RRE, combined with the sensitivity to respect differences among the Roma and Egyptian communities, are a fruitful strategy in this sense.

119. ECRI (2020) reports that information has been received from the NGOs indicating for sporadic violence based on hate toward members of the LGBTI and Roma communities, but it emphasizes that the reason why they have not been brought to the attention of the law enforcement authorities is due to the lack of trust in police among members of these communities (page 17).

120. ECRI (2020) reports that unfortunately those protecting these groups, such as the civil society organizations, several Members of the Parliament and equality bodies, have themselves increasingly become targets of hate speech. (page 16).

121. Ibid

122. See for example OSCE/ODHIR (2013) Best Practices for Roma Integration (BPRI) Regional Report on Anti-discrimination and Participation of Roma in Local Decision-Making. May 2013, as well as the local plans for the integration of Roma and Egyptians in the municipalities of Korçë, Pogradec, Vlorë, Përmet, Elbasan and Roskovec, supported by ROMACTED program, CoE.

5. Vision and Mission of the Document

VISION: Enabling the adequate conditions to achieve equality, participation and inclusion of Roma and Egyptian minorities in the Republic of Albania, in all aspects of social life, especially in education, employment, housing, health and social services, to improve the quality of life and well-being, as well as to reduce the socio-economic and cultural gap between Roma and Egyptians on one hand and the rest of the society on the other hand.

MISSION: For the period 2021-2025, the Government of Albania undertakes the obligation to ensure the social, economic and cultural inclusion of Roma and Egyptian minorities in the Republic of Albania by setting strategic priorities and implementing long-term and short-term integrated policies in the areas of access to justice, education and culture, employment, housing, social protection and anti-gypsyism while observing the principles of equality and non-discrimination, in line with the international standards, and within the framework of implementing the conventions and legal framework on respecting human rights and the rights of minorities.

Impact indicators and outcome indicators

- By the end of 2025, 100% of members of the Roma and Egyptian minorities have full and improved access to the civil registry services;
- By the end of 2025, 100% of members of the Roma and Egyptian minorities who were in need, have benefited from the legal services of primary legal aid;
- More than 5% of housing program beneficiaries will belong to Roma and Egyptian minorities by the end of 2025;
- 40% more LGUs have received financial support from the central government by the end of 2025 compared to 2020 to improve the housing conditions of Roma and Egyptian minorities;
- By the end of 2025, 100% of Roma and Egyptian minorities will have access to quality health and preventive services;
- By the end of 2025, 80% more Roma and Egyptian children shall complete pre-school, primary and upper secondary education, compared to 2020;
- By the end of 2025, the Roma and Egyptian history and culture curriculum has been incorporated at all education levels;
- By the end of 2025, 80% more activities have been carried out promoting and preserving the identity, history and culture of Roma and Egyptian minorities among the Albanian society;
- By the end of 2025, 60% of Roma and Egyptian unemployed jobseekers have been employed, who: are registered at the employment offices; ii. are part of the employment promotion programs (EPP), and iii. have completed the VET education.
- By the end of 2025, at least 300 more Roma and Egyptians, compared to 2020, will receive financial support for entrepreneurship and self-employment in order to include them in the formal economy;
- By the end of 2025, 70% of Roma and Egyptian minorities benefiting economic aid have exited from this scheme and are reintegrated in the labour market;
- By the end of 2025, 100% of Roma and Egyptian minorities have been informed on all types of human trafficking including; child exploitation for labour, begging and early marriages;
- By the end of 2025, 90% of the institutions providing public services have been trained on anti-gypsyism.

PART II

POLICY GOALS AND SPECIFIC OBJECTIVES

NAPEIPRE 2021-2025 Policy Goals

- Equal access to justice and civil registry office services for Roma and Egyptians.
- To improve housing conditions for members of the Roma and Egyptian minorities, and legalize all informal settlements.
- To narrow the health quality gap between Roma and Egyptians and the rest of the population.
- To increase equal access to quality and inclusive education for Roma and Egyptians at all levels of education.
- To provide equal opportunities for quality and sustainable employment for Roma and Egyptians.
- To improve and enhance access of Roma and Egyptians to social protection programs.
- Anti-gypsyism is recognized and addressed in public policy as well as through systemic and structural changes, to ensure a discrimination-free society against R&E.

Achieving these goals requires holistic efforts by all ministries and institutions in charge of policies directly affecting the lives of Roma and Egyptian minorities. The proposed measures and interventions have a legal, institutional character but also a specific character in line with the needs of the Roma and Egyptians in order for them to easily exercise their fundamental human rights and freedoms.

A necessary and ongoing must is finding the right and appropriate mechanisms that ensure a strong and effective inter-institutional cooperation in both horizontal and vertical axes. Cooperation with civil society organizations and stakeholders is also fundamentally important, as they significantly influence the development of standards around the process of inclusion and integration of Roma and Egyptians in the society. They should also play an important role in monitoring the implementation of this Action Plan.

Policy Goal 1- Equal access to justice and civil registration for all members of the Roma and Egyptian communities

One of the most important policy areas prioritized in NAPEIPRE 2021-2025 is that of equal access to justice and civil registration for all members of the Roma and Egyptian communities.

To implement this policy, state institutions charged with responsibilities in this field in partnership with other institutions and organizations will focus on the following specific objectives:

Specific Objective 1.	To provide legal aid to reflect the real data of Roma and Egyptian minorities in the national register of civil status in order to solve the problems preventing them from having full access to the civil registry service.
Specific Objective 2.	To ensure Free Legal Aid services for Roma and Egyptians.
Specific Objective 3.	To strengthen the capacities for the identification of Roma and Egyptians at risk of trafficking/exploitation, as well as to ensure the referral, protection, and reintegration of trafficked/exploited cases.

Specific Objective 1. To provide legal aid to reflect the real data of Roma and Egyptian minorities in the national register of civil status in order to solve the problems preventing them from having full access to the civil registry service.

The measures foreseen to achieve this policy goal focus primarily on opportunities to improve access to justice and civil registration.An important element in exercising access to civil registration is obtaining identity cards for Roma and Egyptian children born abroad or applicants who have changed their names abroad. This requires legal aid and consular services that often Roma and Egyptians cannot afford and cannot find. To this effect, this plan provides for the establishment of an office to provide assistance in obtaining documents for children born abroad.

Based on the procedures applied by the Local Government Units, the transfer of residence requires the applicant to submit a certificate of ownership or renting contract for an apartment /house situated in the local government units where he requests to be transferred. Most Roma and Egyptians do not possess such documents as they usually live in improvised shelters/ shacks. The new plan foresees strengthening the cooperation between the civil registry offices and the local government units for the transfer of residence of members of the Roma and Egyptian minorities. This plan increases the responsibility of local government units about this concern. Local government structures, the "social administrator", shall provide assistance in verifying and equipping with factual certification the families who do not live in the residences they have declared at the civil registry office and because of reasons out of their will cannot change residence.

There is a lack of information and limited capacities of the civil registry offices staff. The lack of information to carry out civil registration procedures is the result of the lack of cooperation of civil registry offices with Roma and Egyptian citizens. This is due to the lack of information and training of civil registry officers in the relevant legislation, provision of services, and enforcement. To this effect, the new plan foresees the capacity building of civil registry officers to implement civil registration recommendations, including recommendations about Roma and Egyptians, as well as resolving and following up on civil registration and transfer of residence cases.

The civil registry offices do not register/review the applications of unregistered persons, and legal/ administrative aid for civil registration purposes is provided only by NGOs, while the legal aid service provided by the Ministry of Justice does not cover civil registration.

The new plan provides for an important measure about the development of an accurate methodology to estimate the number of Roma and Egyptian population in Albania through the 2020 Population Census.

Specific Objective 2. To ensure Free Legal Aid services for Roma and Egyptians.

The lack of access to free legal aid is still noticeable. Obtaining identity cards/registering in the civil registry without a birth certificate requires legal/administrative assistance, which most Roma do not know where to obtain and cannot afford. The civil registry offices, pressured by local government units, refuse to issue identity cards if applicants have not paid local taxes, despite the fact that such a practice has been denounced by the Ministry of Interior. The new plan foresees the completion of a special provisional register that will set up a database which will provide for case-by-case handling and solutions for people who are not registered, as well as for the registration and solution, through the civil registry offices, of unregistered individuals who have not been equipped with the necessary documentation. The plan also foresees the establishment of free mobile legal aid services for Roma and Egyptians and the provision of primary and secondary legal aid.

Identity cards are often found with inaccuracies or various problems such as the mother giving the surname of her unwed partner to the newborn infant instead of giving her own surname; the Roma and Egyptian parents do not have a document certifying a child's birth since the delivery was outside health institutions.

There are many parents from Roma and Egyptian communities who have been deported because they have violated the rules of residence abroad and in such conditions, it is impossible for them to retrieve the documents.

There are many cases when Roma and Egyptian children are not provided with a name on the birth certificate. The child's parents have the birth certificate but this document does not have the name of the child. The Ministry of Health and Social Protection does not report on identified cases of home births. Child protection units and social workers do not report the case when they identify it.

Specific Objective 3. To strengthen the capacities for the identification of Roma and Egyptians at risk of trafficking/exploitation, as well as to ensure the referral, protection, and reintegration of trafficked/exploited cases.

Members of the Roma and Egyptian communities are more vulnerable to trafficking in human beings (prevention and prosecution). Due to poverty, Roma and Egyptians are more likely to perilous employment offers abroad. The children who live and work on the street often come from the most vulnerable and poor families. Without a stable residence, it is difficult for them to obtain personal documents and to benefit access to services. The new plan foresees the establishment and functioning of field teams composed of the Directorate of Social and Community Care employees and representatives of local stakeholders focusing on children. (These teams will identify and monitor cases of Roma and Egyptian children exploited in various jobs (begging, vending, recyclable waste collection, etc.)

Policy Goal 2 - To improve housing conditions for members of the Roma and Egyptian minorities, and legalize all informal settlements.

To implement this policy, state institutions charged with responsibilities in this field in partnership with other institutions and organizations will focus on the following specific objectives:

Specific Objective 1.	To increase the number of Roma and Egyptian beneficiaries of each housing program.
Specific Objective 2.	To adopt the legal framework and cooperation between institutions at central and local levels to address the needs for legalization and social housing.

Specific Objective 1. To increase the number of Roma and Egyptian beneficiaries of each housing program.

The measures foreseen to achieve this policy goal focus on the possibility of improving housing conditions for members of the Roma and Egyptian minorities and legalizing all informal settlements.

Members of the Roma and Egyptian communities still face difficulties with housing issues. This includes difficulties in applying for social housing. In most cases there are gaps in the verifiable source of income and other documents and the procedures are too complicated. This difficult situation is also associated with the lack of temporary shelters (such as the National Emergency Transitory Centre) and the lack of long-term alternatives and sustainable housing solutions for these communities. Free legal aid support for members of the Roma and Egyptian Minorities concerning issues they may encounter during the legalization process is a must. Many Roma and Egyptian families are still living in non-privatized buildings such as former state company premises, chicken farm buildings, condominiums, etc., or have initiated the procedures but have not completed them, i.e. do not own the property titles of their dwelling. Although there are positive developments from the National Action Plan for the Integration of Roma and Egyptian Communities (2016-2020), there is still a need to provide assistance to Roma and Egyptian families who are unable to pay the social housing rent, and those who have or will have the right to receive subsidized loans (including, without limiting to the negotiation of payment plans, referral to employment and other relevant services). The new plan foresees the application of the rent subsidy program in the local government units and the low-cost Housing Program, through financial tools such as immediate grants or loan interest rate subsidies for the Roma and Egyptian minorities. Also, the operability of the electronic online applications for social housing and the set-up of a database at the national level will be an innovation of this plan.

Specific Objective 2. To adopt the legal framework and cooperation between institutions at central and local levels to address the needs for legalization and social housing.

Legalizing the existing settlements of members of the Roma and Egyptian minorities requires a complex procedure. Consequently, there is a need to provide technical assistance in pursuit of the legalization procedures. Paying for land and other costs incurred by the legalization process are unaffordable for many Roma and Egyptian families. This is further complicated by the lack of awareness and capacity to follow legalization procedures by members of both communities.

Reconstruction of existing Roma settlements is impossible if they were built illegally. There is also a lack of local funding. Improving infrastructure in areas inhabited by Roma and Egyptians is sometimes possible but costly to be addressed only by local governments. The new action plan foresees infrastructure investments in areas where most Roma and Egyptians live, including repairing roads, sewerage and water supply, lighting, and housing reconstruction.

Currently, most of the Roma informal settlements have been demolished to make way for public works projects and the affected families have not received any compensation or inadequate compensation. The demolition of these settlements is often not implemented in cooperation with the social protection authorities and the affected families are not provided with any housing opportunities, e.g. rent bonuses, land covered by infrastructure, soft loans, or any social housing system. The new plan foresees the approval of the by-law in implementation of paragraph 2, article 33 of law 20/2020 “On the finalization of transitional ownership processes in the Republic of Albania”. This act shall determine the handling and estimation of the amount of financial bonuses, alternative handling forms, and the rules and deadlines for their implementation. Beneficiaries are all owners of illegal non-legalized settlements addressed by the state through financial bonuses, social housing programs, or alternative handling forms.

There is a lack of action coordination between local and central institutions. Consequently, there are no lead-in studies about the human and social impact and the specific reality of a certain area or group. The number of concrete project applications based on the terms of reference of local government units to the Ministry of Finance and Economy within the program on improving the living conditions of Roma and Egyptian minorities is low. The capacity of local government

staff to prepare narrative and financial proposals in order to attract funding and implement housing projects that respond to the needs of Roma and Egyptians and prevent segregation needs to be strengthened. There is a lack of housing plans for families affected by infrastructure development, based on the regulatory plans of LGUs. To this effect, the plan provides for the training of local government staff and beneficiary groups on the legal framework, the implementation of five-year housing programs, and how to apply for financial support from the state budget, which addresses the Roma and Egyptian communities needs.

The 2019 earthquake caused great damages in some municipalities of the country with a large number of Roma and Egyptian inhabitants. Due to this natural disaster, 356 families (around 1541 persons) from the Roma and Egyptian minorities were affected by the earthquake of November 26, 2019. The natural disaster left the Roma and Egyptian minorities exposed to many vulnerabilities related to fundamental rights and services, such as access to the labour market, healthcare, education, housing.

Policy Goal 3- To narrow the health quality gap between Roma and Egyptians and the rest of the population.

To implement this policy, state institutions charged with responsibilities in this field in partnership with other institutions and organizations will focus on the following specific objectives:

Specific Objective 1.	To improve the health of Roma and Egyptians by enhancing their access to quality health and preventive services.
Specific Objective 2.	To set up and strengthen the health mediator's position.
Specific Objective 3.	To strengthen health information and health promotion structures for healthcare services for Roma and Egyptians.
Specific Objective 4.	To reduce the number of Roma and Egyptian members with infectious sexually transmitted diseases.

Specific Objective 1. To improve the health of Roma and Egyptians by enhancing their access to quality health and preventive services.

Data from the European Union report noted that the COVID-19 Pandemic caused long-term exclusion, poverty, and discrimination against the Roma. In response to the crisis, targeted emergency and preventive measures were put in place to protect the population, including marginalized Roma communities. However, some emergency measures, such as personal hygiene, proved to be challenging for 30% of the Roma living in households without tap water. Compliance with personal hygiene recommendations was also controversial as 40% of the Roma do not have sanitary facilities in their homes. 80% of the Roma live in narrow, overcrowded neighbourhoods, which made it nearly impossible to keep the physical distance that was a key element in public health prevention measures. In remote rural areas, the Roma encounter many disadvantages: isolation, high concentration of poor people and lack of population diversity, lack of alternative solutions in case of lack of basic public services, high risk of exploitation and abuse. Lack of local economic

activity and insufficient public transport prevented the population from benefiting from jobs and education opportunities in urban centres. To meet this pandemic challenge which is expected to last until the end of 2023, the new plan foresees measures that will support members of both communities to cope with this situation.

Specific Objective 2. To set up and strengthen the health mediator's position.

The DCM on healthcare mediator's position in providing public health services was not approved during the implementation of the 2016-2020 plan. There is a lack of formalization (integration of the mediator position in healthcare) and effective organization of the Roma in health mediation programs. The new plan foresees that by the end of 2021 the positions of mediators, health educators, and volunteers in institutions providing public services will be instated, and recruitment and training of Roma and Egyptians as mediators to further extend these health services will be provided.

Specific Objective 3. To strengthen health information and health promotion structures for healthcare services for Roma and Egyptians.

There are a large number of cases showing members of the Roma and Egyptian minorities not benefiting from social insurance due to their disability or the economic aid scheme.Many members of the Roma and Egyptian minorities find it impossible to access health or social services due to various reasons (e.g. the residence is far away from the health centre). Therefore, the new plan provides for the provision of information, basic diagnosis, and first aid through mobile medical teams for Roma and Egyptians in informal settlements, who are not covered by the basic system (i.e. that lack personal documents/ certificate of residence). This plan foresees a study on the distance of Roma and Egyptian settlements from health centres as well as the need for setting up new health posts near Roma and Egyptian settlements and consequently, the operation of dedicated outpatient posts near areas populated by members of Roma and Egyptian minorities based on the study findings.

Specific Objective 4. To reduce the number of Roma and Egyptian members with infectious sexually transmitted diseases.

Information about health services fails to reach members of both communities. There is a lack of information about family planning methods, services provided by primary care. There is no information prepared in the Romani language to facilitate the absorption of messages from members of both communities. The new plan provides for the preparation of simple information and promotional materials on health issues, both in the Romani language and in infographics; organization of awareness campaigns near Roma and Egyptian settlements for different conditions; outreach and education of members of the Roma and Egyptian minorities about sexually transmitted diseases and reproductive health.

Policy Goal 4 - To increase equal access to quality and inclusive education for Roma and Egyptians at all levels of education.

To implement this policy, state institutions charged with responsibilities in this field in partnership with other institutions and organizations will focus on the following specific objectives:

Specific Objective 1.	Quality, inclusive and equal education for Roma and Egyptians at all levels of education.
Specific Objective 2.	To support an inclusive education system, by enabling equal access to qualitative education for Roma and Egyptians.
Specific Objective 3.	Roma and Egyptian cultural heritage as a value of Albanian cultural heritage

Specific Objective 1: Quality, inclusive and equal education for Roma and Egyptians at all levels of education.

Implementation of the joint order of MoES, MoI, MoHSP No. 292, dated 28/05/2019 - "On the identification and enrolment at school of all children belonging to compulsory education age" associated with the timely identification of school-age children who are not enrolled or have dropped out of school, and monitoring their attendance is one of the measures foreseen in the plan to close the education gap between Roma and Egyptian and non-Roma children. The low participation of Roma and Egyptian children in pre-school education and the language barrier find them unprepared for the school setting, make them lag behind and eventually drop out of school. The drop-out problem is also related to costly education, high family poverty, lack of public transport, involvement of children in the workforce, and early marriages. Roma and Egyptian families with monthly incomes below the minimum wage face difficulties in paying the fees and other costs associated with enrolling/ attending kindergarten and compulsory education. In this regard, the plan foresees that local government units provide and improve the conditions for quality education during early childhood, through the enrolment of all Roma and Egyptian children aged 3-6 in pre-school education, exempting them from financial fees and food allowances. Free transportation will also be provided for Roma and Egyptian students who live far from kindergartens and schools (even less than 2 km for specific and justified cases). Meanwhile, the plan also provides for an increase in additional subsidies, in economic aid, for Roma and Egyptian students who regularly attend compulsory education.

Public schools of basic (compulsory) education may offer complementary education rather than courses to build and develop basic literacy skills. In some primary schools, the "Doing the homework" initiative is being implemented, which involves Roma and Egyptian students, reported to have various types of difficulties such as illiterate parents who cannot help them with homework.

Another quality education issue is that Roma and Egyptian children often do not have literate parents, and therefore, they are not sufficiently involved in their children's education or fail to help with their homework. In this regard, the plan finds it indispensable for public schools of compulsory education in cooperation with local government units to provide courses to build and develop basic literacy skills and life skills of Roma and Egyptian parents, as well as extracurricular programs for children.

Incentives such as scholarships or special quotas for Roma and Egyptian youth are also very important for an effective transition to all levels of education. The plan, therefore, includes measures to support Roma and Egyptian students to attend upper secondary education and higher education by granting scholarships, cutting tuition fees, and exempting them from the foreign language defence fee which is mandatory for obtaining a

degree, and it also provides for special quotas[123].

Specific Objective 2: To support an inclusive education system, by enabling equal access to qualitative education for Roma and Egyptians.

Negative attitudes and biases against Roma and Egyptian minorities are reflected in the school community (e.g. Roma/Egyptians are called names, there is no standard of conduct related to non-discrimination, Roma and Egyptian students with poor results do not sit in the best classes, or sit at the back desks). In order to support an inclusive education system, it is necessary to train the pre-school and pre-university staff in educational institutions and to promote the Romani history and culture. There are also many cases of schools with a disproportionate concentration of Roma and Egyptian students that leads to segregation and divisions. For these issues, the plan foresees that 90% of the educational staff be trained in inclusive education, diversity, and anti-gypsyism by the end of 2025, while there will be a review of compulsory and upper secondary education curricula and textbooks to ensure that they reflect tolerance and intercultural cooperation and include material on Roma and Egyptian history and identity. The development of a Romani language teaching curriculum in pre-university and higher education and the implementation of the principle of equality in the employment of Roma and Egyptian teachers are also part of the new plan. This is in line with European standards according to Recommendation CM/Rec (2020) 2 of the Committee of Ministers of the Council of Europe to Member States on the inclusion of Roma and/or travellers' history in school curricula and teaching materials, and the link to the recommendation can also be provided.

Identifying and addressing the needs of students who are not enrolled in compulsory education, do not attend school regularly, or are at risk of dropping out is also part of the plan measures. The aim is to set up functional cross-cutting working groups in 61 municipalities and to refer the families of these children to social protection services.

Specific Objective 3: Roma and Egyptian cultural heritage as a value of Albanian cultural heritage.

Within the framework of cultural heritage, the plan provides for the identification, promotion, and conservation of the tangible and intangible cultural heritage of Roma and Egyptians. In this context, the plan includes planning and support of artistic-cultural projects that promote the identity, culture, and history of Roma and Egyptians at the national and local levels that will be supported by the fund of the Ministry of Culture and the Fund for National Minorities established by the Committee on National Minorities according to Law No. 96/2017 "On the Protection of National Minorities in the Republic of Albania". Information on Romani and Egyptian culture through the programs of public media outlets has also been envisioned as a paramount measure in the plan to raise public awareness and promote cultural diversity and will be implemented by the Ministry of Culture in cooperation with RTSH.

The digitalization of the cultural heritage of Roma and Egyptians continues to be problematic and lacking in order to preserve and convey the features of their identity to future generations. In this regard, the plan provides for training and counselling of Roma and Egyptians on diversity and intangible heritage documentation standards through brochures, leaflets, studies, history books/fairy tales, etc.

Policy Goal 5 - To provide equal opportunities for quality and sustainable employment for Roma and Egyptians.

To implement this policy, state institutions charged with responsibilities in this field in partnership with other institutions and organizations will focus on the following specific objectives:

123. For Roma and Egyptian students who are identified through self-declaration, exemption from these fees instead of reduction of tuition fees is applied, if they have met the criteria for admission to vocational study programs, undergraduate programs, or integrated studies programs in public institutions of higher education pursuant to Decision No. 269, dated 29/03/2017 of the Council of Ministers as amended. Whereas based on the DCM No. 780, dated 26/12/2008 of the Council of Ministers "On determining the categories of individuals who meet the criteria for the reduction of the annual tuition fee in the post-graduate studies, in public higher education institutions" Roma and Balkan-Egyptians students, when confirmed as such by the ministry responsible for social protection, benefit from a reduction of the tuition fee when they meet the admission criteria in the post-graduate studies.

Specific Objective 1:	To promote employment of Roma and Egyptians through VET and ALMPs.
Specific Objective 2:	To promote (social) entrepreneurship and self-employment of Roma and Egyptians.
Specific Objective 3:	To build capacities and improve the performance of the National Agency for Employment and Skills and VET system staff for the integration of Roma and Egyptians in the labour market.

Specific Objective 1. To promote employment of Roma and Egyptians through VET and ALMPs.

Accommodating Roma and Egyptians in the labour market and promoting their employment through vocational education and training (VET) and active labour market programmes (ALMPs) is one of the main objectives of the plan and a challenge due to the present problems. The long-term unemployment status of Roma and Egyptians and low qualifications repel them from the required skills and work culture. On the other hand, poverty and importance to ensure the basic needs, considerably decreases the interest of Roma and Egyptian individuals to participate and complete employment promotion programs. Although NAES, as the institution responsible for implementing labour policies, was restructured and ALMPs were redesigned by taking into account the needs of vulnerable groups such as Roma and Egyptians, most of them have not been registered as unemployed jobseekers, especially the young and the women. Therefore, this plan provides for informing Roma and Egyptians about new employment policies/programs and enhancing access to career counselling/guidance services. Other plan measures to be implemented by NAES are related to increasing the participation of Roma and Egyptians in skills development programs, vocational training, and through self-employment or public works program in the community as part of EPPs.

One of the main elements directly affecting the increase of employability rate of Roma and Egyptians is the recommendation and support of those who manage to complete a vocational school or university to apply for suitable jobs (the unemployment of the recent graduate sends a negative signal to the community about VET and the value of higher education). In general, government institutions (including ministries, police, schools, hospitals, healthcare centres, etc.) do not employ many Roma and Egyptians. In this regard, the plan prioritizes the involvement of Roma and Egyptian youth in the National Internship Program, sets quotas or preferences enabling the employment of Roma and Egyptians in public administration, and explicitly targets Roma and Egyptians in the Youth Guarantee schemes.

The plan also provides for measures through financial support for formal, and informal small businesses to reduce the COVID-19 impact on Roma and Egyptians who suffered double isolation during quarantine because they could not work remotely. In fact, one of the most effective ways to boost the employment of Roma and Egyptians is to formalize their informal work.

Specific Objective 2. To promote (social) entrepreneurship and self-employment of Roma and Egyptians.

Roma and Egyptians are among the main beneficiary groups of Law No. 65/2016 “On Social Enterprises in the Republic of Albania”, however since the entry into force of the law and its enforcement there have been no beneficiaries. It is necessary to support the development of a favourable environment to encourage the involvement of Roma and Egyptians in setting up social enterprises as a measure to promote their

employment.In this regard, the plan provides for training of Roma and Egyptian NPOs in the legal and regulatory framework of the social enterprises, in financial management & business plan for the services provided.

In addition to NAES, local government units are also responsible for supporting the self-employment of Roma and Egyptians who, through self-employment guarantee schemes, provide small grants/soft loans and support services or facilities such as reduced local taxes or fees for businesses. However, experience shows that not all municipalities have fulfilled this commitment. Roma and Egyptians, on the other hand, typically operate in the informal economy, with low productivity, poor working conditions, poor profitability, which provide for few chances of economic improvement and growth. The most effective way to boost Roma employment is by formalizing their informal work. In this context, by the end of 2025, this plan projects that at least 300 Roma and Egyptians will receive financial support for entrepreneurship and self-employment in order to include them in the formal economy. Some of the plan measures to achieve this goal are: (i) 50 percent reduction in local taxes and fees for businesses set up by Roma and Egyptians, and for those businesses that employ a significant number of Roma and Egyptians; (ii) exemption from or reduction of taxes for Roma and Egyptian vendors trading in handicraft products or other goods; (iii) setting up designated commercial premises and provision of the necessary infrastructure to be used by Roma and Egyptians; (iv) prioritizing Roma and Egyptians to be included and benefit from IPARD II grants for agriculture and rural development.

Recyclers are another target group within the Roma and Egyptian community who perform informal work. In this regard, it is important to formalize this activity and build a specific package supported by the relevant legislation that protects the rights of recyclers lest they remain unemployed but become part of the new system that modernizes waste collection and segregation. To this end, the plan provides for a study on the position of recyclers and mechanisms for the inclusion of Roma and Egyptians and a special package that supports, advocates, and allows Roma and Egyptian collectors of recyclable materials to carry out recycling activity directly at the source.

Specific Objective 3. To build capacities and improve the performance of the NAES and VET staff, for the integration of Roma and Egyptians in the labour market.

Mediation is one of the most widely used measures to address the inequalities faced by Roma and Egyptians in terms of access to employment, health, and education. Although it is a recognized positive practice throughout Europe, in Albania it has proven difficult to accommodate mediators at state institutions. One of the plan measures to improve the NAES capacity for the integration of Roma and Egyptians in the labour market is precisely the employment of 12 mediators in the 12 regional employment offices. Mediators will help to improve communication and cooperation between Roma and Egyptian and public institutions in order to improve the access, efficiency, and impact of EPPs for the Roma and Egyptian minorities.

Among the issues that directly affect the integration of Roma and Egyptians in the labour market is the discrimination that is apparent not only during the recruitment process but also in the working conditions, salary, or career advancement. The regional employment offices and most of the vocational training centres have no employees of Roma or Egyptian background. On the other hand, Roma and Egyptians do not trust public institutions as they are treated (often not welcomed) as beneficiaries and do not feel connected to service providers. In this regard, it is imperative to raise awareness and disseminate information materials on protection against ethnic discrimination in the workplace, and promote successful examples of cultural diversity and inclusion. In this regard, the plan includes the preparation of information materials on the protection of Roma and Egyptians from ethnic discrimination in the workplace. Mandatory training of NAES staff and relevant subordinate institutions for the provision of comprehensive quality employment services for Roma and Egyptians is planned. Improving instruments to prevent discrimination of Roma and Egyptians in the workplace due to ethnicity are also included.

Policy Goal 6 - To improve and enhance access of Roma and Egyptians to social protection programs.

To implement this policy, state institutions charged with responsibilities in this field in partnership with other institutions and organizations will focus on the following specific objectives:

Specific Objective 1:	To include Roma and Egyptians to social protection programs
Specific Objective 2:	Social reintegration of economic aid beneficiaries through the implementation of the program of exit from the economic aid scheme.
Specific Objective 3:	To increase the access of Roma and Egyptians to social care services and to design new community-based services
Specific Objective 4:	To strengthen the capacities for the identification of Roma and Egyptians at risk of trafficking/exploitation, as well as to ensure the referral, protection, and reintegration of trafficked/exploited cases.
Specific Objective 5:	To reintegrate into the society the families staying in the Emergency Transitory Centre

Specific Objective 1. To include Roma and Egyptians to social protection programs.

The application of the new Economic Aid scheme meant that many Roma and Egyptian families were not beneficiaries or were partial beneficiaries of the EA measure due to lack of information and personal documents, they had not been entered into the employment office system of registered jobseekers and social administrators had completed the field forms wrongly. Therefore, the plan measures consist of ensuring access to the application of Roma and Egyptian families in the EA scheme and training of social administrators. The plan foresees a measure of covering from the additional conditional fund for the economic aid block depending on the local government for the non-beneficiary families and providing the monthly food and non-food basket for the families in need.

As part of social protection programs, it is considered necessary to analyse and review the regulatory framework for power compensation so that Roma and Egyptian families in need can benefit from the compensation or basic power supply. In this context, the plan includes the adoption of a DCM on "criteria and procedures for receiving the status of a client in need and the way to handle them".

Other important measures planned for this objective are related to the support of Roma and Egyptian families whose children attend pre-school and basic education. In this regard, the plan provides for: (i) prioritizing the enrolment of Roma and Egyptian children in nurseries & kindergartens; (ii) augmenting the amount of economic aid subsidy received by Roma and Egyptian families whose children attend basic education and are vaccinated; (ii) approving DMCs for reduction of/exemption from the financial obligation for nurseries & kindergartens for children from Roma and Egyptian families.

Specific Objective 2. Social reintegration of economic aid beneficiaries through the implementation of the program of exit from the economic aid scheme.

Current poverty and labour market constraints make dependence on economic aid for Roma and Egyptian families inevitable. On the other hand, it is difficult to support families in the economic aid scheme by referring them to other services, especially in employment promotion and VET programs, social housing, civil registration, healthcare, and education. In this regard, it is paramount to review the labour market reintegration scheme for the economic aid beneficiaries, in alignment with NAES to gradually organize their exit from the EA scheme and entry into the EPP or the labour market.

To this end, the plan includes the adoption of a decision on the continuation of EA benefits for Roma and Egyptian beneficiaries registered in the EPP until they find long-term employment following the completion of the employment promotion program and it prioritizes those exiting the EA programs to start social enterprises, start-ups, or income-generating economic initiatives.

Specific Objective 3. To increase the access of Roma and Egyptians to social care services and to design new community-based services

Roma and Egyptians feel discriminated in terms of access to public services. Social service providers or social care providers lack the skills to address the issues of discrimination and social exclusion. There is also a lack of some social services and the execution of the social fund in many municipalities of the country. The local government should begin to provide for its own funds to set up, support and expand the social services within its territory according to the respective needs. In this context, increasing the access of Roma and Egyptians to social care services and designing new community-based services is very important.

To meet this objective the plan includes the following measures: (i) capacity building of needs assessment and referral units; (ii) operation of mobile teams at LGUs with the participation of Roma and Egyptians conducting field assessments for services; (iii) establishment of new community-based social services, funded by the Social Fund, for early childhood or the elderly living alone; provision of specific community-based integrated social services to empower the individual, family, and community; (iv) strengthening referral mechanisms and improving services in residential centres.

Specific Objective 4. To strengthen the capacities for the identification of Roma and Egyptians at risk of trafficking/exploitation, as well as to ensure the referral, protection, and reintegration of trafficked/exploited cases.

The COVID-19 pandemic has increased the risk for child labour and exploitation especially of those in street situation, given that their family's livelihoods and income have shrunk. The risk is extremely high and asks for immediate support to ensure support services to these children and their families. In this plan, it is foreseen that by the end of 2025, 100% of the multidisciplinary team staff will have been trained in managing cases of children in street situations based on the principle of the "best interest of the child" where reintegration of the child in the family is prioritized. The plan also prioritizes the support and empowerment of the families of children in street situations for a period of 2-3 years, through integrated services, start-up packages, income generation, social housing, etc. Another important aspect of the plan is to inform Roma and Egyptians about all forms of human trafficking such as exploitation of children for work, begging, and early marriage.

Specific Objective 5. To reintegrate into the society the families staying in the Emergency Transitory Centre.

The plan foresees that 100% of Roma and Egyptian families staying in the Emergency Transitory Centre will have been reintegrated by the end of 2025.NETC in cooperation with the local government will providedirect support to meet the basic needs of families for the purposes of their rehabilitation, well-being, and reintegration into the society. In addition,

the plan foresees monitoring the families after leaving the centre to ensure that their improvement is sustainable and to facilitate access to new services when needed.

Policy Goal 7 - Anti-gypsyism is recognized and addressed in public policy as well as through systemic and structural changes, to ensure a discrimination-free society against R&E

To implement this policy, state institutions charged with responsibilities in this field in partnership with other institutions and organizations will focus on the following specific objectives:

Specific objective 1:	To recognize and include anti-gypsyism in public policies
Specific objective 2:	To raise the awareness of R&E and the general public about their rights, as an integral part of the Albanian society
Specific objective 3:	To reduce discrimination against R&E and improve access to justice for equality
Specific objective 4:	To minimize/eliminate hate speech and hate crimes against R&E
Specific objective 5:	To enhance the empowerment and substantial participation of R&E CSOs in representing their interests and rights.

Specific Objective 1: To recognize and include anti-gypsyism in public policies

Efforts to ensure equal opportunities, inclusion, participation, and full integration of the Roma and Egyptian minorities, as an integral part of society, can only achieve sustainable results if the causes that have led to inequality and exclusion are addressed radically. In this context, for the first time, political commitment is undertaken to address anti-gypsyism in the priority areas of the national plan for the integration of Roma and Egyptians (fight against racism against R&E). To this effect, it is necessary to take measures and activities aimed at achieving specific objectives toward eliminating discrimination and racism. The first step in addressing any problem is to recognize it. This is also the aim of specific objective 1, under the area of anti-gypsyism. Its fulfilment aims to achieve the recognition of anti-gypsyism, its clear definition, inclusion, and addressing of anti-gypsyism in documents and implementation of public policies.

More specifically, under the specific objective "To recognize and include anti-gypsyism in public policies" it is expected that throughout the lifespan of this plan, anti-gypsyism becomes a well-defined, recognized, and integrated concept into 100% of policy and legal documents addressing issues that affect anti-racism and the integration of Roma and Egyptians. This should be accompanied by capacity-building measures for all officials and professionals of various disciplines who work with Roma and Egyptians in order to enable them to build their capacities in recognizing and combating anti-gypsyism. Last but not least, recognizing and addressing anti-gypsyism also requires scanning and analysing any existing R&E relevant laws and policies to identify and address any potential situations of direct or indirect discrimination (or covert) that can adversely affect the lives of/equal opportunities for R&E.

Specific Objective 2: To raise the awareness of R&E and the general public about their rights, as an integral part of the Albanian society

Beyond working to recognize, include and build capacities to identify and address the anti-gypsyism issue, it is imperative to work to raise awareness among members of the Roma and Egyptian minorities, and of the entire society, about the importance of respecting R&E rights and about equal opportunities for members of these minorities as for any other member of the society. In order to reach this, the Roma and Egyptian minorities and their contribution to Albanian society should first be documented, widely recognized, and become an integral part of the education of the younger generations. By the end of 2025, there is aimed a high level of awareness on the contribution that Roma and Egyptian minorities have made and continue to make to the economic, social, cultural, and political life of the country, as well as on the need to respect and enforce their rights as an integral part of the Albanian society.

Recently, there has been a growing trend in documenting and reiterating the Romani culture through the showcase of exhibitions and the publication of books. These and similar activities are some of the expected activities within this objective. These and other activities can serve in the commemoration and celebration of Romani and Egyptian culture on dedicated days: • April 8 - International Romani Day; • June 24 - National Egyptians Day; • November 5 - World Day of Romani Language.

Concurrently, curricula and textbooks in compulsory education need to be revised in the context of inclusion by incorporating (more) elements of the Roma and Egyptian minorities. Finally, raising awareness and fuller recognition also requires the design and implementation of dedicated human rights awareness campaigns in/with R&E communities.

Specific Objective 3: To reduce discrimination against R&E and improve access to justice for equality

Addressing issues under the priority area of anti-gypsyism is central to the efforts to reduce and, ultimately, eliminate racism and discrimination on the grounds of race/ethnicity. Efforts in this regard are oriented both in the legislative and regulatory plan as well as in the plan of accessibility to legal provisions. To reach this objective, it is expected that by the end of 2025, the Albanian legal framework for R&E will be 100% aligned with that of the EU and all members of R&E minorities will have full and improved access to legal services and justice.

Although the legal framework covering R&E minorities is always being supplemented and becoming more ensuring and enabling, within this objective, it is expected to further to a full approximation of the national legal framework with that of the EU in terms of all components sensitive to R&E issues. To this effect, litigations of public interest, affirmative actions, etc., are encouraged and expected to be undertaken in the fight against R&E discrimination. Cases of discrimination against R&E should be constantly monitored throughout the lifespan of this plan in order to identify areas of higher incidence and barriers to obtaining justice. Provision of justice has to be facilitated and made possible through the provision of free legal aid to victims of R&E discrimination.

Specific Objective 4: To minimize/eliminate hate speech and hate crimes against R&E

The most serious forms of discrimination and racism – hate speech and hate crimes must be minimized until they are eliminated. The measures provided for in this plan aim to have completely eliminated the hate speech against R&E in the public domain by the end of 2025. Concurrently, it is intended that by the end of 2025, hate crimes against R&E be minimized and that survivors of such crimes be provided with support for recovery and reintegration in all cases. To reach the set goal and targets it is necessary to combine measures and activities that help professionals build their capacity to identify and prevent the use of hate speech (such as training for journalists, teachers, social workers, lawyers, police officers, etc.). Further, police officers, judges, and prosecutors need to build and strengthen their capacities to recognize and address hate crimes.

In addition to awareness-raising and capacity building in countering hate speech and hate crimes, documenting them and developing evidence remains equally important. Monitoring is essential in this regard and will focus on systematic monitoring of anti-gypsyism speech and hate crimes (i.e. data collection and reporting on hate speech against R&E). CSOs that have the capacity and/or wish to engage in the monitoring processes need to find support (especially to achieve greater coverage by monitoring online media, removing/deleting elements of hate speech, etc.)

Last but not least, the commitment against hate speech and hate crimes must be clearly indicated in being proactive to identify victims of hate crimes and secure their support to facilitate access/gaining support through supporting and reintegration services (e.g. psycho-social assistance, etc.) This component requires an integrated approach and dedicated commitment at the local level.

Specific Objective 5: To enhance the empowerment and substantial participation of R&E CSOs in representing their interests and rights.

The same as in other priority areas, under the anti-gypsyism area, work for R&E is intended to be performed through their empowerment, inclusion, and participation. This would provide not only a sense of ownership and authorship of the processes but also more guarantees of achievement and sustainability. First of all, Roma and Egyptians will be guaranteed representation and participation in any working group that will be set up in order to address the priority area of anti-gypsyism. 100% of the groups set up to work within anti-gypsyism will have at least one representative from the Roma and Egyptian CSOs.

Another plan will be developed for greater support, empowerment, and partnership between public institutions and Roma and Egyptian CSOs. The goal is that by the end of 2025, the cooperation between R&E CSOs and the authority for protection against discrimination has doubled and R&E CSOs have enhanced/improved their capacities and cover at least 5% of civil society projects supported by public funds.

PART III

IMPLEMENTATION, RESPONSIBILITIES OF INSTITUTIONS, ACCOUNTABILITY, REPORTING AND MONITORING

Responsibilities of Institutions

The policy areas included in NAPEIPRE 2021-2025 clearly define the line ministries and their subordinate institutions responsible for its implementation.

- Ministry of Health and Social Protection
- Ministry of Education and Sports
- Ministry of Finance and Economy
- Ministry of Justice
- Ministry of Interior
- Ministry of Tourism and Environment
- Ministry of Culture
- Institute of Statistics
- Local Government Units
- Committee on National Minorities
- Commissioner for Protection from Discrimination
- Civil Society Support Agency
- Albanian School of Public Administration
- School of Magistrates
- Assembly of the Republic of Albania

The Ministry of Health and Social Protection through the Directorate of Social Inclusion and Gender Equality coordinates the development and implementation of the National Action Plan for Equality, Inclusion, and Participation of Roma and Egyptians 2021-2025.

The Sector of Social Inclusion and Gender Equality (SSIGE) is subordinated to the *Unit for Monitoring and Evaluation of Policies* (UMEP) to conduct studies and analyses that focus on the problems of social exclusion in the Albanian society. This unit drafts a series of *Technical Documents for Social Inclusion,* which will address a number of specific priority topics identified by SSIGE, e.g. social exclusion of Roma and Egyptians, persons with disabilities, LGBT community and topics such as violence against women and domestic violence, child trafficking, children in street situation, social inclusion of young people, etc. The Unit for Monitoring and Evaluation also supports *cross-cutting technical groups of social inclusion policies*. These groups consist of professional civil servants from line ministries knowledgeable about the social exclusion problems that certain vulnerable groups face. For Roma and Egyptian community issues, the technical working group brings together professional civil servants from line ministries responsible for employment, education, health, housing, civil registration, justice, and social protection that deal with problems at the technical level. This group meets to exchange information, and the know-how in practitioners' workshops and will provide technical contributions to the National Action Plan for Equality, Inclusion, and Participation of Roma and Egyptians 2021-2025 in the Republic of Albania, and will report on progress at the Inter-Ministerial Committee.

The line ministries responsible for education, healthcare, housing and urban integration, employment and rights at work, local government, justice, culture, and internal affairs have designated focal points for the Roma. Their role is to feed information to the National Action Plan, to monitor and report on the progress of its implementation. Independent and technical bodies, such as the National Agency for Employment and Skills, the National Housing

Agency, the Legalization Agency, INSTAT, and the State Agency for the Protection of Children's Rights also play an important role in implementing policies, collecting data, and identifying any problems related to the barriers faced by Roma, Egyptians, and other marginalized groups.

Most municipalities, and especially those with large Roma and Egyptian populations, have also designated focal points to address the difficulties these groups face. Focal points collect data, promote anti-discrimination mechanisms, seek housing assistance, ensure that children attend school, etc. The systemic overall goal at the national and local levels is for Roma and Egyptians to have access to the same services and to be able to exercise their rights in the same way as any other Albanian citizen.

Evaluation and Monitoring Framework

The monitoring framework will foster policy orientation within the Integrated Planning System (IPS) which is the main decision-making system that determines the strategic direction and allocation of the country's resources. It will supply monitoring and evaluation reports to the Integrated Policy Management Group (IPMG), for the Employment and Social Sector, established by the Prime Minister's Order No. 157, dated 22/10/2018, *"On taking measures to implement the overall sector/cross-sector approach, as well as the establishment and functioning of the integrated sector/cross-sector mechanism"*. IPMG/Thematic Sub-Group of Social Inclusion is the group that will discuss issues on the progress of implementation of the objectives and measures of this Action Plan and where inter-institutional cooperation with stakeholders will be wielded. This thematic group will be led by MoHSP and structural members.

The monitoring report on the progress of the implementation of the objectives and measures of this Plan will be regularly and annually submitted (within March of the following year) and will be part of the discussions in the meetings of the Thematic Sub-Group of Social Inclusion that will be chaired by MoHSP and cross-cutting structures. A summary report of the results achieved from the implementation of the plan, indicators' performance analysis in 5 years, lessons learned, success stories, etc., will be finalized at the end of the timeframe of this plan, in March 2026.

Regarding the monitoring of the NAPEIPRE 2021-2025 implementation, the focal points for Roma and Egyptians in the line ministries will be responsible for collecting data and identifying the information gaps. The Ministry of Health and Social Protection has a coordinating role and shall report periodically on the implementation progress. The Action Plan provides for the publication of annual progress reports and support for civil society monitoring reports.

Ministry officials in Tirana will work with regional and local representatives to improve data quality. Administrative data will be used by most ministries to monitor the participation of Roma and a smaller number of Egyptians in general and targeted government programs, such as employment promotion, VET, economic aid, etc. However, the process of self-declaration as Roma or Egyptians is not standardized and some central, regional, and local governing units are reluctant to collect such data for fear of violating privacy rights. Capacity building is needed to ensure that all relevant state offices can collect the data needed to monitor the NAPEIPRE 2021-2025 implementation while protecting the Roma and Egyptians privacy rights.

In line with the MoHSP work and efforts in strengthening the effective mechanism for monitoring and evaluating the NAPEIPRE 2021-2025 progress at the national level, and interacting with line ministries and government institutions/government offices for the Roma, the government will continue to manage the data related to interventions, beneficiaries, results of this plan through the "ROMALB", the online electronic system. Data on the Action Plan 2021-2025 indicators will be entered and updated in this system and will contribute to: i. Facilitate the activity of DSIGE at MoHSP in data collection and alignment of real-time statistics for different levels of intervention in the Roma and Egyptian communities; ii. Monitor and analyse the data at the national level of Action Plan indicators; iii. Improve the quality of reports

generated by DSIGE staff and; iv. Computerize data collection for Roma and Egyptians in order to monitor interventions and assess the situation to improve their quality of life. Coordination and harmonization of this system with similar electronic systems will follow from the first steps of work in order to avoid overlaps and increase efficacy.

The indicator guide which will be developed immediately after the approval of NAPEIPRE 2021-2025, will lead to a new approach to drafting its indicators' progress reports.This (guide) will also facilitate the work of SSIGE and all line ministries, which are responsible for gathering information on this national plan and making it concrete in periodic annual reports on the progress achieved towards the priority measures foreseen for the period 2021-2025.

SSIGE at MoHSP will take measures for training and providing ongoing technical assistance to users of the "ROMALB" electronic system, for registering the data of monitoring indicators, updating them, and properly administering this system. In order to effectively use the "ROMALB" system, SSIGE, in its capacity as coordinator of implementation and reporting of this action plan, will cooperate with and coordinate the work between all line ministries and other independent institutions and will propose measures for the electronic system efficiency and its upgrading in the future.

The Ministry of Health and Social Protection plays a coordinating role and meanwhile, the Directorate of Social Inclusion and Gender Equality within this Ministry monitors the implementation of cross-sector NAPEIPRE 2021-2025 and drafts progress reports. For the period 2021-2025, it is necessary to strengthen this Directorate's capacities in order to better coordinate the development of policies and implementation not only of the integration of Roma and Egyptians, but also to promote social inclusion at higher levels. The Directorate of Social Inclusion and Gender Equality will seek sector experts and aims to employ Roma and Egyptians. Roma and Egyptians should meet regularly not only with representatives of Ministries and civil society in Tirana but also visit local government units several times a year, in order to gain knowledge on the best implementation of the Action Plan and withstand every challenge.

Civil society organizations also play an important role in raising awareness about problems in implementing and supporting data collection processes. By being in direct contact with the Roma and Egyptian communities, civil society organizations are in the right place to draw lessons from policy implementation and explain to community members the importance of data collection.

Civil society organizations representing the Roma and Egyptian communities participated in focus groups in the drafting of NAPEIPRE 2021-2025, in the data collection phase as well as in sectoral workshops with state institutions. These working groups should continue to operate after the approval of NAPEIPRE 2021-2025. Hence, civil society organizations will be able to maintain constant contact with the focal points for the Roma in the line ministries and will be able to respond quickly to any problem.

The Ministry of Health and Social Protection will also facilitate coordination with international organizations, which promote the integration of Roma and Egyptians through their programs. A cross-cutting working group on social inclusion will provide ongoing information on the status and emergency situations of Roma and Egyptians. NAPEIPRE 2021-2025 stipulates that these meetings should be held every six months and field visits to local government units should also be conducted.

PART IV

BUDGET ANALYSIS

4.1. A Budget analysis to implement the National Action Plan for Equality, Inclusion and Participation of Roma and Egyptians 2021-2025

This chapter presents the allocation of indicative costs and the financial resources to fund the activities of the **NAP for Equality, Inclusion and Participation of Roma and Egyptians** 2021-2025.The financial effects have been calculated for each activity of the Action Plan, taking into account the outputs and indicators defined for each activity. The financial effects are expected to be covered by the respective annual budgets of the institutions in charge of implementing the measures, by the budgets of donors and other institutions in charge of implementing some of the measures, and the budgets of the Local Government Units.

The costing process was based on other national documents, including the Medium Term Budget Program 2021-2023 (phase III), and proposals under the new ceilings within the drafting of MTBP 2022-2024, consultations with all institutions involved, as well as based on historical costs from the implementation of the previous plan. The action plan was associated with an analytical costing of each measure, which was supported by a detailed breakdown of expenditures for each activity. The NAP costing was developed based on budget planning methodologies and practices, using the instruments recommended by IPSIS.

The total estimated cost to implement the **NAP for Equality, Inclusion and Participation of Roma and Egyptians** 2021 - 2025 is **ALL 4,753,255,816 or EUR 38,332,708.** The average exchange rate is calculated at 124 ALL per 1 Euro. The table reflects the financial costs, funding sources, and the financial gap during the 5 years of the NAP 2021 - 2025 implementation.

Policy Goals	Cost Nature/ Typology	Total Cost 2020-2025	Planned Costs MTBP 2021-2023 Budget and Donors	Costs to be planned in the 2024-2025 Budget	Financial Gap 2021-2025
P1: Equal access to justice and civil registry office services for Roma and Egyptians	Current	148,223,248	102,084,192	36,650,928	9,488,128
	Current	0	0	0	
P2: To improve housing conditions for members of the Roma and Egyptian minorities, and legalize all informal settlements	Current	233,903,036	202,666,124	26,784,912	4,452,000
	Current	561,775,000	337,065,000	224,710,000	
P3: To narrow the health quality gap between Roma and Egyptians	Current	503,046,768	363,359,920	75,830,048	63,856,800
	Current	0	0	0	
p4: To increase equal access to quality and inclusive education for Roma and Egyptians at all levels of education	Current	317,157,976	182,407,846	118,422,292	26,677,838
	Current	10,350,000	0	0	
P5: To provide equal opportunities for quality and sustainable employment for Roma and Egyptians.	Current	355,878,368	136,361,044	77,996,724	141,520,600
	Current	20,125,000	12,075,000	8,050,000	
P6: To improve and enhance access of Roma and Egyptians to social protection programs	Current	2,472,229,600	1,652,031,208	781,032,432	38,739,560
	Current	4,600,000	6,026,400	0	
P7: Anti-gypsyism is recognized and addressed in public policy as well as through systemic and structural changes, to ensure a discrimination-free society against R&E	Current	124,966,820	45,799,436	33,353,880	45,813,504
	Current	0	0	0	
TOTAL [ALL]		4,753,255,816	3,039,876,170	1,382,831,216	330,548,430
TOTAL [EURO] *1 euro 124 ALL*		38,332,708	24,515,130	11,151,865	2,665,713

The action plan will be financed from various sources but the state budget remains the main source for the period 2021-2025, the state budget is expected to finance the implementation of the plan at 78.3% of the indicative costs, 14.0% is expected to be financed by LGUs and 0.8% by donors, the financial gap is 7.0%. The widest gap of about 31.4% is borne by the specific objective "Provision of integrated social services by combining cash payments with quality social care". Cooperation with various donors will be considered to finance the measures of this objective.

For the medium-term period 2021-2023, the indicative cost is estimated at about ALL 2.97 billion, of which ALL 2.33 billion is planned in the Medium Term Budget Program, while ALL 23.4 million will be covered by foreign financing and 304.6 million by LGUs. The financial gap is ALL 172.2 million or 5.8% of the indicative cost for this period and 52.1% of the total gap. For the medium-term period 2024-2025, the indicative cost for the NAP implementation by the budget funding is about ALL 1.38 billion.

FIGURE 2: ALLOCATION OF EXPENDITURES

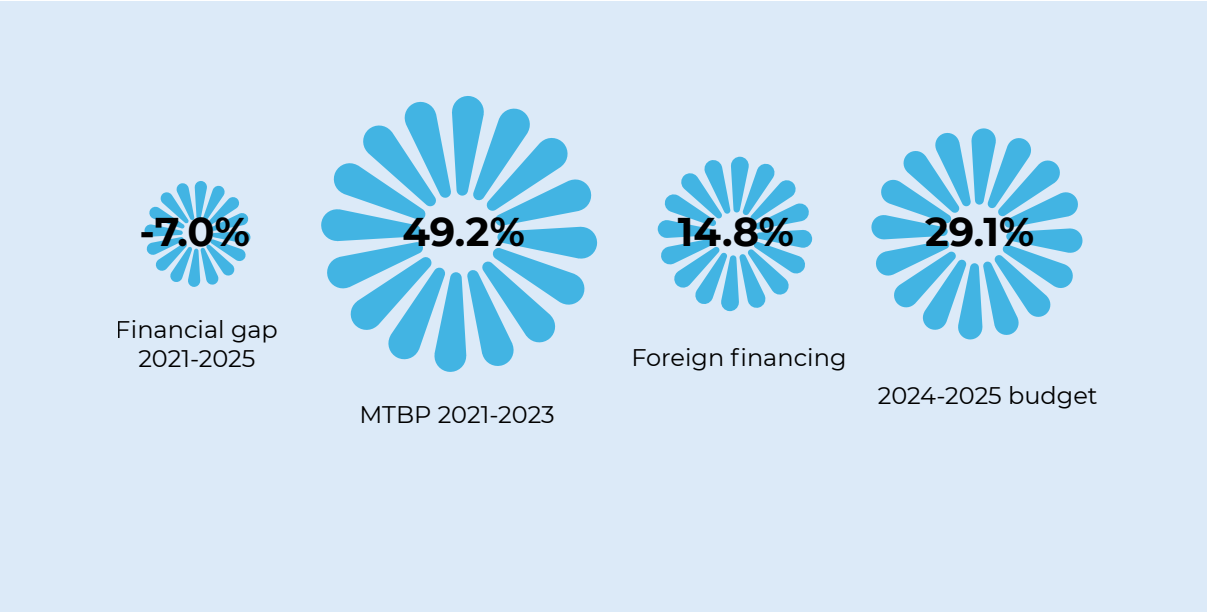

Current costs account for about 87.0% of total expenditures, while the rest (13.0%) is projected for capital costs.

FIGURE 3: ECONOMIC NATURE OF THE COSTS OF THE ACTION PLAN

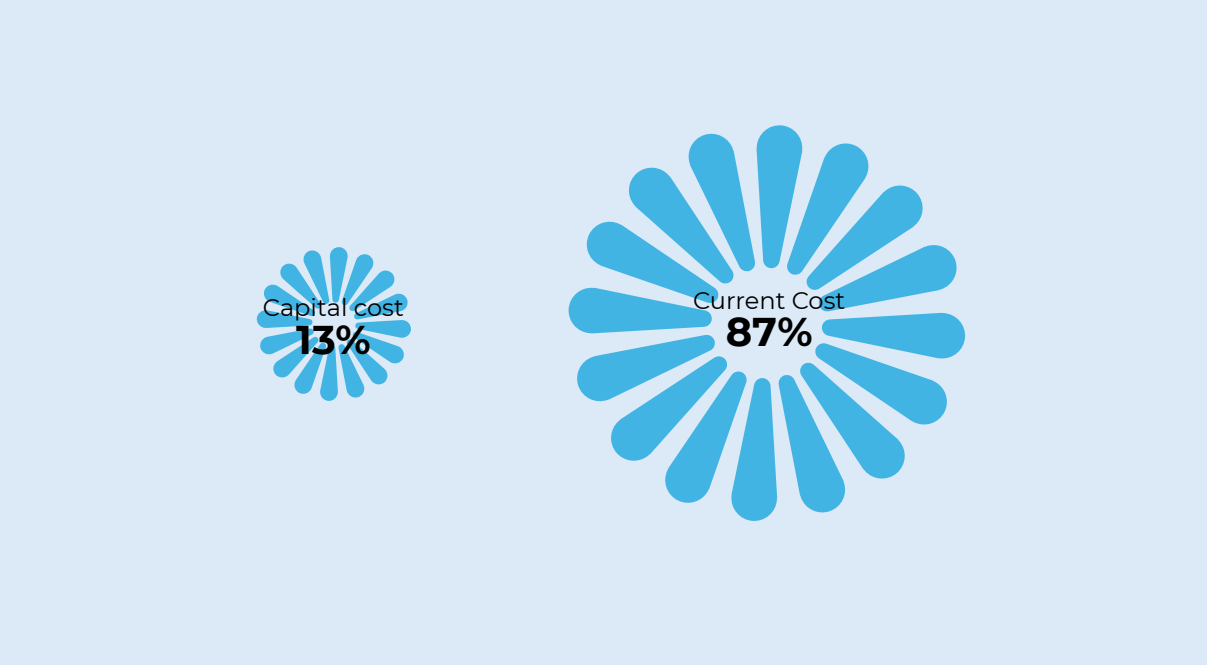

Costs are reflected in the chart below divided by policy goal. Policy Goal VI is expected to have the largest share in the NAP implementation in financial terms, 52.1% respectively. Policy Goal II amounts to 16.7%, while Policy Goals III and V amount to 10.6% and 7.9% of the total cost of the plan, respectively.

Funding from the LGU is provided only for a limited number of activities and for its own and delegated functions, which are covered by the grant and the conditional transfer. Failure to implement the plan due to lack of funds remains a risk but it is low risk since the financial gap is low and distributed over the years. The financial gap rate for each policy is low.

The NAP will be revised after 3 years (in 2023) to adapt it to the measures implementation progress and to update it to the needs and medium-term budget programs 2024-2025 of each institution. For the plan measures that are not financially covered, the responsible institutions will plan the needs for budget financing through the respective budget programs, as part of the planning process of the medium term budget program and the annual budget, and will negotiate with various donors to co-fund several activities.

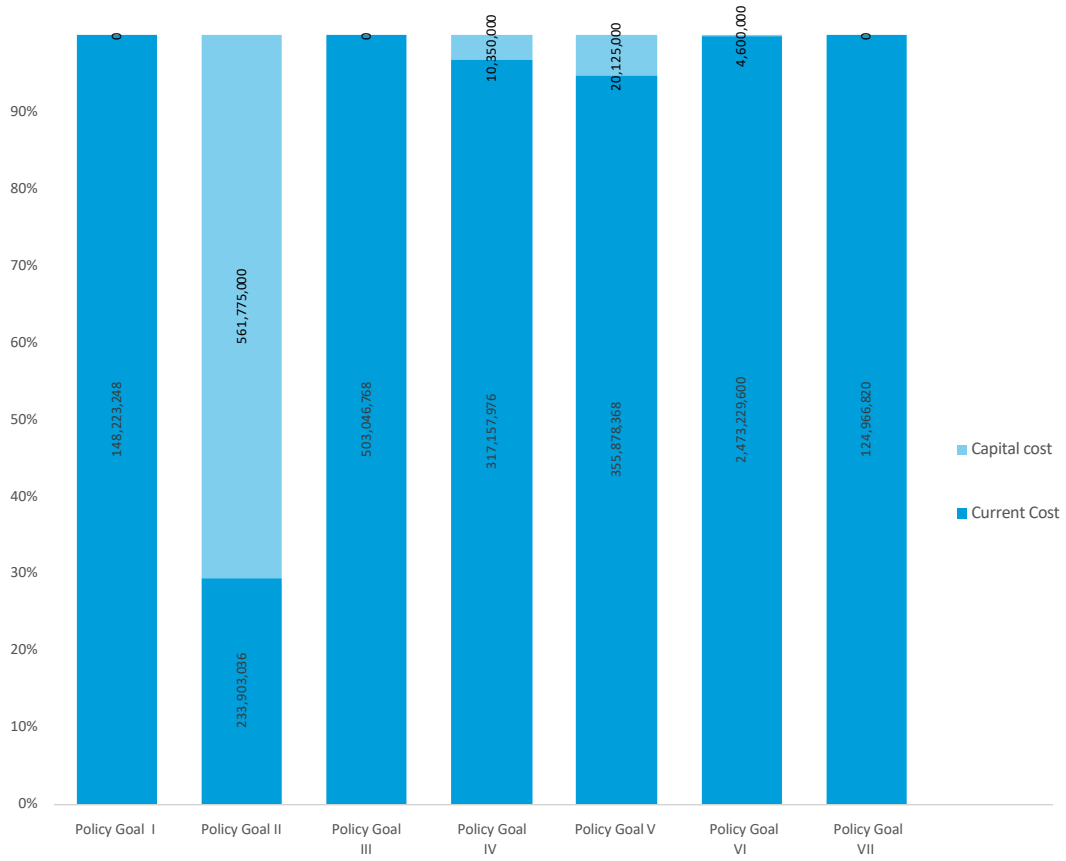

ANNEX I

MATRIX OF THE NATIONAL ACTION PLAN FOR EQUALITY, INCLUSION AND PARTICIPATION OF ROMA AND EGYPTIANS 2021-2025

Priority Area: EQUAL ACCESS TO JUSTICE AND CIVIL REGISTRATION

Policy Goal I:	**Equal access to justice and civil registry office services for Roma and Egyptians.**		
Objective I.1:	**To provide legal aid to reflect the real data of Roma and Egyptian minorities in the national register of civil status in order to solve the problems preventing them from having full access to the civil registry service.**		
Expected outcomes:	i. By the end of 2025, 100% of members of the Roma and Egyptian minorities have full and improved access to the civil registry services.		
Indicators:	1.1.1. Number of Roma and Egyptian children born abroad that have been equipped with birth certificates. Desegregation by gender; ethnicity; town/village	Baseline 1 (2020): 182	Target 5 (2025) 218
	1.2.1. Number of Roma and Egyptian children born and identified as unregistered. Desegregation by gender; ethnicity; town/village	Baseline 1 (2020): 189	Target 5 (2025) 100
	1.3.1 Number of Roma and Egyptians living abroad that have been informed about the aid provided to obtain documents for children born abroad. Desegregation by gender; ethnicity; town/village	Baseline 1 (2020): 450	Target 5 (2025) 700
	1.5.1. Special Provisional Register completed	Baseline 1 (2020): 0	Target 5 (2022): 1
	1.6.1. Number of people whose place of residence registered with the civil registry office does not match with their real residence.	Baseline 1 (2020): 730	Target 5 (2025): 1000
	1.7.1. Number of LGUs that in cooperation with the civil registry offices have set up facilitating mechanisms for the transfer of residence of members of the Roma and Egyptian minorities. (Such mechanisms might be i. Legal support for the transfer of residence; ii. Reduction of administrative barriers that hinder the process of transfer of residence, etc.)	Baseline 1 (2020): 0	Target 5 (2025): 12
	1.8.1 Number of Roma and Egyptian families who do not live in the place of residence declared with the civil registry office and who are supported by the local government structures to be equipped with factual certification.	Baseline 1 (2020): 250	Target 5 (2025): 10% increase from the estimated baseline value
	1.9.1. Number of Roma and Egyptians who were born abroad and benefit from free legalizations provided by Albanian consulates	Baseline 1 (2020): 235	Target 5 (2025): 270
	1.10.1. Number of civil registry officers trained and instructed on the implementation of civil registration recommendations.	Baseline 1 (2020): 391	Target 5 (2025): 525
	1.11.1. Number of Roma and Egyptians receiving free psychological services in court cases.	Baseline 1 (2020):	Target 5 (2025):

	99	25% increase from the estimated baseline value
1.12.1 Number of Roma and Egyptians reimbursed for DNA tests at birth registration or establishment of parental rights.	Baseline 1 (2020): 76	Target 5 (2025): 50
1.13.1 DCM which allows for the reimbursement of fees for the Roma and Egyptians taking DNA tests approved	Baseline 1 (2020): 0	Target 5 (2022): 1
1.14.1 Number of Roma and Egyptians informed about civil registration and change of place of residence procedures,	Baseline 1 (2020): 2,902	Target 5 (2025): 300
1.15.1 Census 2021 on accurate statistics for both minorities completed	Baseline 1 (2020): 0	Target 5 (2022): 1
1.16.1 Specific methodology to count the number of stateless persons in Albania by being vocal about the identification of stateless Roma and Egyptians, completed	Baseline 1 (2020): 0	Target 5 (2022): 1

MEASURES AND ACTIVITIES	OUTPUT	RESPONSIBLE INSTITUTION	PARTNER INSTITUTIONS	TIME FRAME
1.1 Providing assistance in obtaining documents for children born abroad (in the right form and content) through better cooperation with the MoFA and the State Agency for the Protection of Children's Rights for these cases.	218 Roma and Egyptian children born abroad are provided with birth certificates	Ministry of Interior	Civil Registry Offices, Child Protection Units and any other public and non-public entity operating in the field of children's rights	Second semester of 2021 - Second semester of 2025
1.2 Reporting of unregistered children to the civil registry offices, including those born inside and outside health institutions (newborns who are not registered by their families within 60 days as provided by law) and inside and outside the territory of the Republic of Albania, to track and register them	100 Roma and Egyptian children born and identified as unregistered	Ministry of Interior	Civil Registry Offices, Child Protection Units and any other public and non-public entity operating in the field of children's rights	Second semester of 2021 - Second semester of 2025
1.3 Informing and raising awareness of members of the Roma and Egyptian minorities living abroad through the consulates regarding the assistance service	The number of Roma and Egyptians living abroad, who have been informed about the	MoFA	MoFA	Second semester of 2021 - Second

provided to obtain documents for the children born abroad.	assistance service provided to obtain documents for the children born abroad will be 20% more than the baseline.			semester of 2025
1.4 Identification of children not registered in the special register and then proceeding with the registration process.	250 Roma and Egyptian children born and identified as unregistered	MoI,	Civil Registry Offices, Child Protection Units and any other public and non-public entity operating in the field of children's rights	Second semester of 2021 - Second semester of 2025
1.5 Completion of a special provisional register that will create a database that will provide the opportunity to handle and solve on a case-by-case basis the issues of people who are not registered.	Special Provisional Register completed	MoI	MoI	Second semester of 2021 - Second semester of 2022
1.6Registration and solution, through the civil registry offices, of cases of unregistered individuals, who are not provided with the necessary documentation.	1000 cases of people whose residence to the civil registry office does not match their real residence have been handled.	MoI	MoFE, Civil Registry Office	Second semester of 2021 - Second semester of 2025
1.7 Cooperation of civil registry offices with local government units for the transfer of residence of members of Roma and Egyptian minorities	12 LGUs have set up in cooperation with the civil registry offices facilitating mechanisms for the transfer of residence of members of Roma and Egyptian minorities.	MoI	LGU	Second semester of 2021 - Second semester of 2025
1.8Provision of assistance by local government structures, the "social administrator" in verifying and equipping with factual certification the families who do not live in the residences they have declared at the civil registry office and because of reasons out of their will cannot change residence.(This measure is taken to include these families in the social housing programs)	The number of Roma and Egyptian families who do not live in the residences they have declared at the civil registry office and who are supported by local government structures with factual certification is 8% more than the estimated value	MoI	LGU	Second semester of 2021 - Second semester of 2025
1.9 Exemption from Albanian consulates fees of members of the Roma and Egyptian Communities on	270 Roma and Egyptians born	MoFA	MoI	Second semester of

the legalization (verification) of documents necessary for civil registration	abroad benefit from free legalizations offered by Albanian consulates			2021 - Second semester of 2025
1.10Capacity building of civil registry officers for: • The implementation of civil registration recommendations, including recommendations regarding Roma and Egyptians. • Providing solutions and following up on cases of civil registration and transfer of residence, • issues of equality and non-discrimination, statelessness, and human rights.	525 civil registry officers have been trained and instructed on the implementation of civil registration recommendations.	MoI	CPU, Directorate General of Civil Status	Second semester of 2021 - Second semester of 2025
1.11 Providing free psychologist services to vulnerable Roma and Egyptians during judicial proceedings such as divorce, child custody, protection orders, parental responsibility, children in conflict with the law	The number of Roma and Egyptians who have received free psychological services in judicial cases is 25% more than the estimated value.	High Judicial Council, Office of Administration of Judicial Budget (OAJB)	LGU NGO	Second semester of 2021 - Second semester of 2025
1.12 Reimbursement of fees for Roma and Egyptians taking DNA tests required for the registration of newborns and recognition/denial of maternity or paternity	Fees of DNA tests at birth registration or establishment of parental rights have been reimbursed for 50 Roma and Egyptians.	MoI	MoI	Second semester of 2021 - Second semester of 2025
1.13 Drafting and approval of the DCM which allows for the reimbursement of fees for the Roma and Egyptians taking DNA tests	DCM which allows for the reimbursement of fees for the Roma and Egyptians taking DNA tests is approved	MoI	MoI	Second semester of 2021 - Second semester of 2022
1.14 Design and dissemination of information packages on criteria, necessary documentation, and sources of support for Roma and Egyptians related to civil registration and transfer of residence	300 Roma and Egyptians have been informed about civil registration procedures and change of residence,	MoI, dissemination through civil registry offices	MoI Regional Office, Civil Registry Office	Second semester of 2021 - Second semester of 2025
1.15. Commitment (inclusion of Roma and Egyptian civil society) within Census 2021 for accurate statistics on both minorities, to determine the exact number of members of these minorities	Census 2021 for accurate statistics on both minorities completed	Regional Cooperation Council (RCC)	Regional Cooperation Council (RCC)	Second semester of 2021 - Second semester of 2022

1.16 Development of a specific methodology to count the number of stateless persons in Albania by being vocal about the identification of stateless Roma and Egyptians, which will reduce the error margin and give a more realistic outlook.	Specific methodology to count the number of stateless persons in Albania by being vocal about the identification of stateless Roma and Egyptians, completed	Regional Cooperation Council (RCC)	Regional Cooperation Council (RCC)	Second semester of 2021 - Second semester of 2022

Priority Area: EQUAL ACCESS TO JUSTICE AND CIVIL REGISTRATION

Policy Goal I:	**Equal access to justice and civil registry office services for Roma and Egyptians.**		
Objective I.2:	**To ensure Free Legal Aid services for Roma and Egyptians.**		
Expected outcomes:	i. By the end of 2025, 100% of members of the Roma and Egyptian minorities who were in need, have benefited from the legal services of primary legal aid		
Indicators:	2.1.1.Number of functional Primary Legal Aid Service centres.	Baseline 1 (2020): 9	Target 5 (2025) 12
	2.1.2 Number of Legal Clinics providing free legal services for Roma and Egyptian categories	Baseline 1 (2020): 9	Target 5 (2025) 12
	2.1.3. Number of Non-Profit Organizations providing free legal services to members of Roma and Egyptian minorities	Baseline 1 (2020): 12	Target 5 (2025) 15
	2.1.4. Number of lawyers who have provided secondary legal aid to members of the Roma and Egyptian communities	Baseline 1 (2020): 73	Target 5 (2025): 144
	2.1.5 Number of Roma and Egyptians receiving primary legal aid.	Baseline 1 (2020): 70	Target 5 (2022): 300

2.1.6. Number of Roma and Egyptians receiving secondary legal aid.	Baseline 1 (2020): No data	Target 5 (2025): 5% more than the estimated baseline value
2.2.1 Number of Roma and Egyptians who have received free legal aid from mobile teams	Baseline 1 (2020): No data	Target 5 (2025): 130
2.3.1 Number of Cooperation Agreements with civil society/organizations	Baseline 1 (2020): 0	Target 5 (2025): 11
2.4.1 Number of legal awareness and education activities for Roma and Egyptians	Baseline 1 (2020): 1	Target 5 (2025): 6
2.5.1 Number of disseminated information materials on Legal Aid/providers and beneficiaries, Legal Literacy for the Public on Gender Equality, GBV, and domestic violence produced in a simple language for Roma and Egyptians	Baseline 1 (2020): No data	Target 5 (2025): 1000
2.6.1. Family Code revised	Baseline 1 (2020): 0	Target 5 (2022): 1
2.7.1 Number of Roma and Egyptian women and girls informed about property rights.	Baseline 1 (2020): 25	Target 5 (2025): 10% more than the estimated baseline value

MEASURES AND ACTIVITIES	OUTPUT	RESPONSIBLE INSTITUTION	PARTNER INSTITUTIONS	Time frame:
2.1/a Providing primary legal aid to Roma and Egyptians 2.1/b Providing secondary legal aid to Roma	12 Primary Legal Aid Service centres will be operational	MoJ	Directorate for Free Legal Aid,	Second semester of 2021 - Second semester of 2025

and Egyptians The primary and secondary legal aid system is fully operational and provides full access to justice for citizens in need and vulnerable groups (Roma and Egyptian categories).	12 Legal Clinics will provide free legal services to Roma and Egyptian categories 15 Non-Profit Organizations provide free legal services to members of the Roma and Egyptian minorities; 300 Roma and Egyptians will receive primary legal aid 144 lawyers will provide secondary legal aid service to members of the Roma and Egyptian communities	MoJ MoJ	Directorate for Free Legal Aid, Directorate for Free Legal Aid,	Second semester of 2021 - Second semester of 2025 Second semester of 2021 - Second semester of 2025 Second semester of 2021 - Second semester of 2025 Second semester of 2021 - Second semester of 2025
2.2 Mobile services providing free legal aid to Roma and Egyptians in the cities and areas where most of these minorities live	130 Roma and Egyptians will receive free legal aid from mobile teams	MoJ	Directorate for Free Legal Aid,	Second semester of 2021 - Second semester of 2025
2.3 Strengthening the cooperation between the Directorate for Free Legal Aid, providers of free legal aid and the civil society in the framework of developing joint activities and referring cases of members of the Roma and Egyptian minorities	11 Cooperation Agreements with civil society organizations will be finalized	MoJ	Directorate for Free Legal Aid,	Second semester of 2021 - Second semester of 2025
2.4 Developing awareness/information activities with focus groups of members of Roma and Egyptian minorities and designing/publishing and disseminating visibility materials within the Legal Aid/providers and beneficiaries (in simplified language)	6 legal awareness and education activities for Roma and Egyptians will be held	MoJ	Directorate for Free Legal Aid,	Second semester of 2021 - Second semester of 2025
2.5 Preparing and disseminating materials for Legal Aid/providers and beneficiaries,		MoJ	Directorate for Free Legal Aid,	Second semester of 2021 - Second semester of 2025

Legal Literacy for the Public on Gender Equality, VAW and domestic violence, in a simplified language for Roma and Egyptians				
2.6 Revision of the Family Code to reduce the number of fake marriages of members of Roma and Egyptian minorities	Family Code aimed at reducing fake marriages of Roma and Egyptian minority members revised	Ministry of Justice	Ministry of Justice	Second semester of 2021 - Second semester of 2022
2.7 Informing Roma and Egyptian women and girls about property rights	10% more than the estimated number of Roma and Egyptian women and girls informed about property rights	Ministry of Justice	Ministry of Justice	Second semester of 2021 - Second semester of 2025

Priority Area: EQUAL ACCESS TO JUSTICE AND CIVIL REGISTRATION

Policy Goal I:	**Equal access to justice and civil registry office services for Roma and Egyptians.**		
Objective I.3:	**To strengthen the capacities for the identification of Roma and Egyptians at risk of trafficking/exploitation, as well as to ensure the referral, protection, and reintegration of trafficked/exploited cases.**		
Expected outcomes:	i. By the end of 2025, 100% of members of the Roma and Egyptian minorities will continue to be informed about the methods of trafficking in human beings, and 100% of trafficked cases will be taken into protection and assisted with the reintegration services into the society.		
Indicators:	3.1.1. Number of members of multidisciplinary teams trained on SOPs and the Protocol on the Rights of the Child	Baseline 1 (2020): 340	Target 5 (2025) 280
	3.2.1 Number of victims/potential victims of trafficking identified and assisted (including Roma and Egyptian minorities)	Baseline 1 (2020): 7	Target 5 (2025) Cannot be projected
	3.3.1 Number of meetings and people who have participated in activities	Baseline 1 (2020): 196	Target 5 (2025): 230
	3.5.1.Number of multidisciplinary field teams established.	Baseline 1 (2020): No data	Target 5 (2022): 6

3.5.2 Number of Roma and Egyptian children identified by field teams who are exploited for various jobs and whose needs have been assessed	Baseline 1 (2020): 10	Target 5 (2022): 40
2.2.1 Number of Roma and Egyptians who have received free legal aid from mobile teams	Baseline 1 (2020): No data	Target 5 (2025): 130
2.3.1 Number of Cooperation Agreements with civil society/organizations	Baseline 1 (2020): 0	Target 5 (2025): 11
2.4.1 Number of legal awareness and education activities for Roma and Egyptians	Baseline 1 (2020): 1	Target 5 (2025): 6
2.5.1 Number of disseminated information materials on Legal Aid/providers and beneficiaries, Legal Literacy for the Public on Gender Equality, GBV, and domestic violence produced in a simple language for Roma and Egyptians	Baseline 1 (2020): No data	Target 5 (2025): 1000
2.6.1. Family Code revised	Baseline 1 (2020): 0	Target 5 (2022): 1
2.7.1 Number of Roma and Egyptian women and girls informed about property rights.	Baseline 1 (2020): No data	Target 5 (2025): 10% more than the estimated baseline value

MEASURES AND ACTIVITIES	OUTPUT	RESPONSIBLE INSTITUTION	PARTNER INSTITUTIONS	TIME FRAME
3.1 Organizing training for multidisciplinary teams on child trafficking according to Standard Operation Procedures for the protection of victims and potential victims of trafficking	280 members of multidisciplinary teams will be trained on SOPs and the Protocol on the Rights of the Child	MoI	SACRP (State Agency on Child Rights and Protection)	Second semester of 2021 - Second semester of 2025
3.2 Improve the existing mechanism for the exchange of information from various institutions, (including information and disaggregated data on victims of Roma and Egyptian minorities)	Victims/potential victims of trafficking will be identified and assisted (including Roma and Egyptian minorities)	MoI	MoI Responsible Authority	Second semester of 2021 - Second semester of 2025
3.3 Awareness and information campaign for young people and the community (including Roma and Egyptian minorities) on national and international legislation, institutional anti-trafficking framework, forms, methods, and the phenomenon of trafficking in persons and awareness of the rights of the victim.	3.3 Awareness and information campaign for young people and the community (including Roma and Egyptian minorities) on national and international legislation, institutional anti-trafficking framework, forms, methods, and the phenomenon of trafficking in persons and awareness of the rights of the victim.	MoI	State and non-state partners	Second semester of 2021 - Second semester of 2025
3.4 Awareness campaign, to inform Albanian citizens (including Roma and Egyptian minorities) about the rules and conditions of visa-free travel to the EU, the possibilities of regular migration and the consequences of irregular migration (as well as unfounded asylum applications)"	6 legal awareness and education activities for Roma and Egyptians on the rules and conditions of visa-free travel to the EU, the possibilities of regular migration and the consequences of irregular migration (as well as unfounded asylum applications)" will be organized	MoI	DBM	Second semester of 2021 - Second semester of 2025
3.5 Establishment and operation of field teams composed of employees of the Directorate of Social and Community Care as well as representatives of local stakeholders that focus on children. (These teams will identify and monitor cases of Roma and Egyptian children exploited in various jobs (begging, vending, recyclable waste collection, etc.)	6 multidisciplinary field teams will be set up, which will include employees of the Directorate of Social and Community Care as well as representatives of local stakeholders that focus on children.	LGU	LGU	Second semester of 2021 - Second semester of 2025

Priority Area: HOUSING

Policy Goal II:	**To improve housing conditions for members of the Roma and Egyptian minorities, and legalize all informal settlements.**		
Objective II.1:	**To increase the number of Roma and Egyptian beneficiaries of each housing program.**		
Expected outcomes:	**i.** More than 5% of housing program beneficiaries will belong to Roma and Egyptian minorities by the end of 2025		
Indicators:	1.1.1.Number of Roma and Egyptian families benefiting from the free market rent subsidy program (rent bonus).	Baseline 1 (2020): 171	Target 5 (2025) 492
	1.2.1.Number of Roma and Egyptian families benefiting from the low-cost housing program, through financial instruments.	Baseline 1 (2020): 3	Target 5 (2025) 30
	1.3.1.Number of Roma and Egyptian families accommodated in LGU- owned buildings who pay social rent.	Baseline 1 (2020): 225	Target 5 (2022): 310
	1.4.1 Number of Roma and Egyptian families who have received a legalization certificate	Baseline 1 (2020): No data	Target 5 (2025): No data
	1.5.1. Number of Roma and Egyptian families, without income, with very low and low incomes, whose file and documentation for application for the social housing program has been covered by the LGU expenditure.	Baseline 1 (2020): 0	Target 5 (2025): 50
	1.7.1.Number of designed new programs for appropriate social housing planning, which observe the socio-cultural diversity or specific needs of the beneficiary family.	Baseline 1 (2020): 0	Target 5 (2025): No data
	1.8.1 Number of Roma and Egyptian families who have benefited from the area development program for housing, which includes infrastructure improvements	Baseline 1 (2020): 0	Target 5 (2025): 210
	1.9.1. Number of Roma and Egyptian families who have benefited from the reconstruction of the houses hit by the earthquake and grant support for families having suffered minor damages.	Baseline 1 (2020): 50	Target 5 (2025): No data

MEASURES AND ACTIVITIES	OUTPUT	RESPONSIBLE INSTITUTION:	PARTNER INSTITUTIONS	TIME FRAME
1.1. Implementation of the rent subsidy program in local government units for Roma and Egyptian minorities.	492 Roma and Egyptian families will benefit from the free market rent subsidy program (rent bonus).	Ministry of Finance and Economy	Ministry of Finance and Economy	Second semester of 2021 - Second semester of 2025
1.2. Implementation of the low-cost housing program, through financial instruments such as immediate grants or loan interest subsidies, for Roma and Egyptian minorities.	30 Roma and Egyptian families benefit from the low-cost housing program through financial instruments. 10 Roma and Egyptian families benefit from the immediate grant 365 Roma and Egyptian families benefit from facilitated lending programming.	Ministry of Finance and Economy	Ministry of Finance and Economy	Second semester of 2021 - Second semester of 2025
1.3. Improvement of housing conditions of Roma and Egyptians, through competitive grants to municipalities.	310 Roma and Egyptian families are housed in LGU-owned buildings, adapted for housing with state budget funds and they pay social rent	Ministry of Finance and Economy	Ministry of Finance and Economy	Second semester of 2021 - Second semester of 2025
1.4. Improvement of statistical data reported by SCA.	Roma and Egyptian families have received a legalization certificate	State Cadastre Agency SCA	State Cadastre Agency SCA	Second semester of 2021 - Second semester of 2025
1.5. Strict enforcement of Law No. 22/2018 "On Social Housing" [124]	50 Roma and Egyptian families, without income, with very low and low incomes, whose file and documentation for application for the social housing program will be covered by the LGU expenditure.	Ministry of Finance and Economy	Ministry of Finance and Economy	Second semester of 2021 - Second semester of 2025
1.6. Identification and registration of any interested entity seeking to register as a social owner, with the aim of providing adequate,	70 Roma and Egyptian families benefit from rent subsidies for socially owned apartments. 300 applications from Roma and Egyptian minorities have been filed to obtain social	Ministry of Finance and Economy	Ministry of Finance and Economy	Second semester of 2021 - Second semester of 2025

[124]Under Article 14(2) of this Law: "The applicant Roma and Egyptian individual/family shall submit only the application for the social housing program, according to the format approved by the local government unit. The local government unit completes the file with all the necessary documentation, which are covered by the local government unit's own expenditure for these applicants".

sustainable, and non-discriminatory housing.	ownership status 10 reports from Roma and Egyptian minorities have been obtained with reference to their being incapable to obtain the status of the social owner due to discrimination			
1.7 Integration of Roma and Egyptian families through pilot projects for urbanization and integration of informal areas with significant Roma and Egyptian populations.	500 Roma and Egyptian families have benefited from the area development program for housing	Ministry of Finance and Economy	Ministry of Finance and Economy	Second semester of 2021 - Second semester of 2025
1.8 Development of new programs for appropriate social housing planning, which respects the socio-cultural diversity or the specific needs of the beneficiary family.[125].	New programs for appropriate social housing planning, respecting the socio-cultural diversity or specific needs of the beneficiary family, designed	Ministry of Finance and Economy	Ministry of Finance and Economy	Second semester of 2021 - Second semester of 2025
1.9 Infrastructure investments in areas where most Roma and Egyptians live. (Rehabilitation of roads, sewerage and water supply systems, lighting, and reconstruction of houses).	210 Roma and Egyptian families have benefited from the area development program for housing, which includes infrastructure improvements	Ministry of Finance and Economy	Ministry of Finance and Economy	Second semester of 2021 - Second semester of 2025
1.10 Reconstruction of Roma and Egyptian houses affected by the earthquake and grant support for families who have suffered minor damages.	Roma and Egyptian families have benefited from the reconstruction of earthquake-damaged houses and grant support for families who have suffered minor damages.	Minister of State for Reconstruction	LGU	Second semester of 2021 - Second semester of 2022

[125] One or two-story houses suitable for large families engaged in income-generating activities through trade, handicrafts, recycling, or livestock breeding. These programs should in no way lead to the segregation of the Roma and Egyptian communities from other groups in society

Priority Area: HOUSING

Policy Goal II:	**To improve housing conditions for members of the Roma and Egyptian minorities, and legalize all informal settlements.**		
Objective II.2:	**To adopt the legal framework and cooperation between institutions at central and local levels to address the needs for legalization and social housing.**		
Expected outcomes:	70% more LGUs have received financial support from the central government by the end of 2025 compared to 2020 to improve the housing conditions of Roma and Egyptian minorities.		
Indicators:	2.1.1.Number of by-laws adopted under the Housing Law.	Baseline 1 (2020): 21	Target 5 (2022) 24
	2.2.1.Number of owners of illegal constructions that are not legalized and handled by the state through financial bonuses, social housing programs, or alternative forms.	Baseline 1 (2020): 20	Target 5 (2025) 10
	2.3.1 Number of legalized settlements owned by Roma and Egyptians	Baseline 1 (2020): 20	Target 5 (2025): 36
	2.4.1. Number of evaluation reports completed each year.	Baseline 1 (2020): 0	Target 5 (2022): 61
	2.5.1. Number of training sessions conducted for local government units to strengthen the capacity to apply for financial support from the state budget.	Baseline 1 (2020): 3	Target 5 (2022): 8
	2.6.1 Number of LGUs applying for MoFE funding to improve the living conditions of Roma and Egyptian minorities	Baseline 1 (2020): 23	Target 5 (2025): 35
	2.7.1. Number of LGUs that have approved the 5-year housing plan	Baseline 1 (2020): 0	Target 5 (2025): 61
	2.8.1 Number of Roma and Egyptian families benefiting from additional services in cases of defaulting financial obligations for a housing program.	Baseline 1 (2020): 0	Target 5 (2025): 65

MEASURES AND ACTIVITIES	OUTPUT	RESPONSIBLE INSTITUTION	PARTNER INSTITUTIONS	TIME FRAME
2.1 Finalizing and adopting by-laws in process of the Social Housing Law	24 by-laws adopted under the Housing Law	Ministry of Finance and Economy	Ministry of Finance and Economy	Second semester of 2021 - Second semester of 2022
2.2 Approval of the by-law in implementation of paragraph 2, article 33 of law 20/2020 "On the finalization of transitional ownership processes in the Republic of Albania". This act shall determine the handling and estimation of the amount of financial bonuses, alternative handling forms, and the rules and deadlines for their implementation. Beneficiaries are all owners of illegal non-legalized settlements addressed by the state through financial bonuses, social housing programs, or alternative handling forms.	Owners of illegal non-legalized settlements handled by the state through financial bonuses, social housing programs, or alternative forms.	State Cadastre Agency SCA	State Cadastre Agency SCA	Second semester of 2021 - Second semester of 2022
2.3 Accelerating the legalization process for the owners of illegal constructions under the legalization process, who, upon verification, are found to be representatives of the Roma and Egyptian minorities.	Settlements owned by Roma and Egyptians will be legalized	State Cadastre Agency SCA	State Cadastre Agency SCA	Second semester of 2021 - Second semester of 2022
2.4. Assessment of the effectiveness of programs implemented in the field of social housing, including the Roma and Egyptian minorities.	61 evaluation reports on the effectiveness of programs implemented in the field of social housing, including Roma and Egyptian minorities have been completed.	Ministry of Finance and Economy	Ministry of Finance and Economy	Second semester of 2021 - Second semester of 2025
2.5. Researching the possibility of implementing by-laws on housing for Roma and Egyptian minorities.	2.6.1 Research completed	MoFE	MoFE	Second semester of 2021 - Second semester of 2022
2.6. Revising the criteria and documentation provided by law to be included in housing programs based on the research.	2.7.1. Criteria revised	MoFE	MoFE	Second semester of 2021 - Second semester of 2022

2.7. Training local government staff and beneficiary groups on the legal framework, implementation of 5-year housing programs, and how to apply for financial support from the state budget, which also addresses the needs of Roma and Egyptian minorities.	8 training sessions will be organized for local government units to strengthen the capacity to apply for financial support from the state budget.	Ministry of Finance and Economy	Ministry of Finance and Economy	Second semester of 2021 - Second semester of 2025
2.8 Providing assistance to Roma and Egyptian families who are unable to pay the social housing rent, and those who have or will have the right to receive subsidized loans (including, without limiting to the negotiation of payment plans, referral to employment, and other relevant services).	35 LGUs applying for MoFE funding to improve the living conditions of Roma/Egyptian communities 61 LGUs that have approved the 5-year housing plan	LGU reports to MoFE	MoFE National Housing Agency in cooperation with MoHSP and LGUs	Second semester of 2021 - Second semester of 2025
2.9 Revision of the joint instruction No. 22, dated 05/06/2020 "On the manner of interaction of the social housing programs with the social services of employment, education and healthcare".	65 Roma and Egyptian families benefit from additional services in cases of defaulting their financial obligations for a housing program.	MoFE	MoFE	

Priority Area: HEALTHCARE

Policy Goal III:	**To narrow the health quality gap between Roma and Egyptians and the rest of the population.**		
Objective III.1:	**To improve the health of Roma and Egyptians by enhancing their access to quality health and preventive services.**		
Expected outcomes:	i. By the end of 2025, 100% of Roma and Egyptians will have access to quality health and preventive services.		
Indicators:	1.1.1.Number of health centres near Roma and Egyptian settlements operating with regular staff and services.	Baseline 1 (2020): 375	Target 5 (2022) 375
	1.2.1 Number of dedicated year-round outpatient posts near areas populated by members of the Roma and Egyptian minorities.	Baseline 1 (2020): 1	Target 5 (2025) 1

1.3.1 Number of trained healthcare workers	Baseline 1 (2020): 14	Target 5 (2025): 120
1.4.1. Number of Roma and Egyptians receiving services from mobile medical teams.	Baseline 1 (2020): 30.003	Target 5 (2025): 3% less than in 2020
1.5.1 Number of registered Roma and Egyptian children born at home.	Baseline 1 (2020): No data	Target 5 (2025): 2% more than the estimated baseline value
1.6.1. Number of preventive health examinations for specific diseases performed each year for members of Roma and Egyptian minorities	Baseline 1 (2020): No data	Target 5 (2025): 5% more than the estimated baseline value
1.6.2. Number of members of Roma and Egyptian minorities who have benefited from preventive health examinations for specific diseases.	Baseline 1 (2020): No data	Target 5 (2025): 5% more than the estimated baseline value
1.8.1. Number of reports by community members on cases of discrimination in health services.	Baseline 1 (2020): No data	Target 5 (2025): 2% less than the estimated baseline value
1.9.1. Number of Roma and Egyptian families who are periodically equipped with protective and disinfecting masks.	Baseline 1 (2020): No data	Target 5 (2023): 200.000
1.9.2. Number of Roma and Egyptian families whose settlements have been disinfected.	Baseline 1 (2020): No data	Target 5 (2023): 200.000
1.10.1. Number of Roma and Egyptians vaccinated.	Baseline 1 (2020): No data	Target 5 (2025): 120.000
1.11.1. Number of Roma and Egyptian families who have received the maternity bonus.	Baseline 1 (2020): 993	Target 5 (2025): 1.010

MEASURES AND ACTIVITIES	OUTPUT	RESPONSIBLE INSTITUTION	PARTNER INSTITUTIONS	TIME FRAME
1.1 Continuing provision with regular healthcare workers (doctors and nurses) and services in clinics/health centres, prioritizing Roma/Egyptian settlements	375 health centres near Roma and Egyptian settlements operate with regular staff and services	MoHSP	Local Healthcare Units (LHU)	Second semester of 2021 - Second semester of 2025
1.2 Conducting the study on the distance of Roma and Egyptian settlements from the health centres and on the need for setting up new health posts near Roma and Egyptian settlements	1 dedicated outpatient post near areas populated by members of Roma and Egyptian minorities is operational	MoHSP	Local Healthcare Units (LHU)	Second semester of 2021 - Second semester of 2022
1.3 Operation of dedicated outpatient posts near areas populated by members of Roma and Egyptian minorities based on the findings of the study	120 trained healthcare workers	MoHSP	Local Healthcare Units (LHU)	Second semester of 2021 - Second semester of 2025
1.4 Developing ongoing standard training for healthcare workers to provide equal service to people living on the streets or in substandard settlements, including Roma and Egyptians	3% less Roma and Egyptians receive services from mobile medical teams than in 2020.	NCCE	LHU and MoHSP	Second semester of 2021 - Second semester of 2025
1.5. Providing information, basic diagnosis, and first aid through mobile medical teams for Roma and Egyptians in informal settlements, who are not covered by the basic health system (lacking personal documents/certificate of residence)	Preventive health examinations for specific diseases performed every year for members of Roma and Egyptian minorities .	MoHSP;	CHIF LHU	Second semester of 2021 - Second semester of 2025
1.6 Reporting of identified cases of home births by child protection units and social workers	Registered Roma and Egyptian children born at home	MoHSP	CPU	Second semester of 2021 - Second semester of 2025

1.7 Preventive health examinations for specific diseases (cervical cancer, breast cancer, and colon cancer, prostate cancer)	Preventive health examinations for specific diseases performed every year for members of Roma and Egyptian minorities	MoHSP	IPH HCSP RDHSO LHU	Second semester of 2021 - Second semester of 2025
1.8. Monitoring the quality of health services, including cases of discrimination. (Shadow Report)	Reports by community members on cases of discrimination in health services.	Civil Society Organizations	Civil Society Organizations	Second semester of 2021 - Second semester of 2025
1.9 Periodical supply of members of the Roma and Egyptian minorities with COVID-19 protective masks and disinfectants	200,000 Roma and Egyptian families are periodically supplied with protective and disinfecting masks.	MoHSP	LHU	Second semester of 2021 - Second semester of 2023
1.10 Vaccination campaign for Roma and Egyptian minorities with the COVID-19 vaccine	120,000 Roma and Egyptians vaccinated.	MoHSP	IPH LHU	Second semester of 2021 - Second semester of 2023
1.11 Granting a special maternity bonus for registering Roma and Egyptian children within 60 days.	1.10 Roma and Egyptian families have received the maternity bonus.	LHU	LHU	Second semester of 2021 - Second semester of 2025

Priority Area: HEALTHCARE

Policy Goal III:	**To narrow the health quality gap between Roma and Egyptians and the rest of the population.**		
Objective III.2:	**To set up and strengthen the health mediator's position**		
Expected outcomes:	i. By the end of 2025, 37 mediators from the Roma and Egyptian minorities will cover health issues countrywide.		
Indicators:	2.1.1. Position of mediators that also cover health issues, approved by Decision of the Council of Ministers.	Baseline 1 (2020): 0	Target 5 (2022) 1

2.2.1 Number of Roma and Egyptians recruited and trained as mediators to extend health services.	Baseline 1 (2020): 0	Target 5 (2025) 37
2.3.1 Number of Roma and Egyptian students studying medicine/nursing	Baseline 1 (2020): 0	Target 5 (2025): 5
2.4.1. Number of Roma and Egyptians employed as healthcare workers in the system (and their ratio in the total number of healthcare workers).	Baseline 1 (2020): 2	Target 5 (2025): 5 % more than in 2020

MEASURES AND ACTIVITIES	OUTPUT	RESPONSIBLE INSTITUTION	PARTNER INSTITUTIONS	TIME FRAME
2.1 Setting up the position of mediators, health educators, and volunteers for public institutions (such as health institutions) in order to enhance equal access to these services for this category.	The mediator's position, which also covers health issues, has been approved by a Decision of the Council of Ministers.	MoHSP	MoHSP	Second semester of 2021 - Second semester of 2022
2.2 Recruitment and training of Roma and Egyptians as mediators to extend health services	37 Roma and Egyptians recruited and trained as mediators in extending health services.	MoHSP	MoHSP HCSP	Second semester of 2021 - Second semester of 2025
2.3 Coordinating with MoES to ensure that Roma and Egyptian medical/nursing students are prioritized in university quotas and scholarships.	Roma and Egyptian students studying medicine/nursing	Higher education institutions	MoES	Second semester of 2021 - Second semester of 2025
2.4 Employment of qualified Roma and Egyptians healthcare workers such as doctors, nurses, social workers in healthcare and support staff	Roma and Egyptians employed as healthcare workers	MoHSP, LHU	LHU	Second semester of 2021 - Second semester of 2025

Priority Area: HEALTHCARE

Policy Goal III:	**To narrow the health quality gap between Roma and Egyptians and the rest of the population.**		
Objective III.3:	**To strengthen health information and health promotion structures for healthcare services for Roma and Egyptians**		
Expected outcomes:	i. By the end of 2025, 100% of members of the Roma and Egyptian minorities will have complete information on issues affecting their health and available healthcare services.		
Indicators:	3.1.1 Number of outreach activities to Roma and Egyptian minorities on the situation of the COVID-19 pandemic and the need to get vaccinated.	Baseline 1 (2020): 5	Target 5 (2023) 45
	3.1.2. Number of Roma and Egyptians informed about the emergency situation caused by the COVID-19 pandemic and the need to get vaccinated.	Baseline 1 (2020): 500	Target 5 (2023) 2500
	3.2.1. Number of Roma and Egyptians having received free medications in treating the COVID-19 infection.	Baseline 1 (2020): 25	Target 5 (2023): 200
	3.3.1 Number of promotional materials prepared in the Romani language and/or infographics.	Baseline 1 (2020): 0	Target 5 (2025): 4
	3.4.1. Number of Roma and Egyptian mothers receiving babycare and maternal care packages.	Baseline 1 (2020): 11.797	Target 5 (2025): 12.622

MEASURES AND ACTIVITIES	OUTPUT	RESPONSIBLE INSTITUTION	PARTNER INSTITUTIONS	TIME FRAME
3.1 Support with packages and information materials in emergency situations (COVID-19 pandemic and the need to get vaccinated)	40 information activities conducted for Roma and Egyptian minorities on the situation of the COVID-19 Pandemic and the need to get vaccinated	MoHSP	LHU/IPH	Second semester of 2021 - Second semester of 2023
3.2 Free medications to Roma and Egyptians infected with COVID-19.	2,500 Roma and Egyptians informed about the emergency situation caused by the COVID-19 pandemic and the need to get vaccinated.	MoHSP	LHU	Second semester of 2021 - Second semester of 2023
3.3 Preparation of simple information and promotional materials on health issues, both in the Romani language and in infographics.	Roma and Egyptians having received free medications in treating the COVID-19 infection.	Institute of Public Health	HCSP LHU	Second semester of 2021 - Second semester of 2025
3.4. Developing awareness campaigns near Roma and Egyptian settlements regarding different conditions	4 promotional materials are prepared in the Romani language and/or infographics.	MoHSP,	HCSP LHU	Second semester of 2021 - Second semester of 2025
3.5. Supporting Roma and Egyptian mothers who deliver in hospital settings with information and babycare and maternal care consumables for the first three months after birth.	12,622 Roma and Egyptian mothers receive babycare and maternal care packages.	MoHSP	LHU	Second semester of 2021 - Second semester of 2025

Priority Area: HEALTHCARE

Policy Goal III:	**To narrow the health quality gap between Roma and Egyptians and the rest of the population**		
Objective III.4:	To reduce the number of Roma and Egyptian members with infectious sexually transmitted diseases		
Expected outcomes:	i. By the end of 2025, 50% less members of Roma and Egyptian minorities are reported as to be infected with sexually transmitted diseases		
Indicators:	4.1.1. Number of information and education campaigns with the participation of members of Roma and Egyptian minorities, regarding sexually transmitted diseases and reproductive health.	Baseline 1 (2020): No data	Target 5 (2025) 5
	4.2.1. Number of Roma and Egyptians, who have benefited check-ups and diagnosis on sexually transmitted diseases.	Baseline 1 (2020): No data	Target 5 (2025) 300
	4.3.1. Number of Roma and Egyptian women, who benefit free medications and medical examinations during pregnanc	Baseline 1 (2020): No data	Target 5 (2025): 450

MEASURES AND ACTIVITIES	OUTPUT	RESPONSIBLE INSTITUTION	PARTNER INSTITUTIONS	TIME FRAME
4.1 Information and education campaigns with members of Roma and Egyptian minorities regarding sexually transmitted diseases and reproductive health.	**5** information and education campaigns with the participation of members of Roma and Egyptian minorities, regarding sexually transmitted diseases and reproductive health.	MoHSP	LHU	Second semester of 2021 - Second semester of 2025
4.2 Periodic check-ups and diagnosis of the members of Roma and Egyptian minorities with sexually transmitted diseases	300 Roma and Egyptians have benefited medical check-ups and diagnosis on sexually transmitted diseases.	MoHSP	LHU	Second semester of 2021 - Second semester of 2025
4.3 Provision of free medications and medical examinations for the members of Roma and Egyptian minorities with sexually transmitted diseases.	450 Roma and Egyptian women benefit free medications and medical examinations during pregnancy	**MoHSP**	CHIF	Second semester of 2021 - Second semester of 2025

Priority Area: EDUCATION AND PROMOTION OF INTERCULTURAL DIALOGUE

Policy Goal IV:	**To increase equal access to quality and inclusive education for Roma and Egyptians at all levels of education**		
Objective IV.1:	**Quality, inclusive and equal education for Roma and Egyptians at all levels of education.**		
Expected outcomes:	i. By the end of 2025, 80% more Roma and Egyptian children complete pre-school, primary and upper secondary education, compared to 2020;		
Indicators:	4.1.1 Number of identified Roma and Egyptian students that should attend pre-school education.	Baseline 1 (2020): 179	Target 5 (2025) 18% more compared to the baseline value of 2020
	4.1.2. Number of identified Roma and Egyptian students that should attend compulsory education.	Baseline 1 (2020): 179	Target 5 (2025) 18% more compared to the baseline value of 2020
	4.2.1 Number of Roma and Egyptian students enrolled in pre-school education.	Baseline 1 (2020): 13,086 students have attended pre-school and compulsory education	Target 5 (2025) 15% more compared to the baseline value of 2020
	4.2.2 Number of Roma and Egyptian students exempted from the fees for attending pre-school education.	Baseline 1 (2020): 482	Target 5 (2025): 53% more compared to the baseline value of 2020
	4.2.3. Number of municipalities that have adopted the Decision of the Municipal Council (DMC) on the reduction of/exemption from the financial fees, to which Roma and Egyptian children are subject to.	Baseline 1 (2020): 0	Target 5 (2022): 10
	4.3.1. Number of Roma and Egyptian students enrolled in and attending compulsory education.	Baseline 1 (2020): 13,086 students have attended pre-school and compulsory education	Target 5 (2025): 19% more compared to the baseline value of 2020
	4.3.2. Number of Roma and Egyptian students completing compulsory education.	Baseline 1 (2020): 13,086 students have completed pre-school and compulsory education	Target 5 (2025): 19% more compared to the baseline value of 2020

4.3.3 Number of Roma and Egyptian students/adults completing part-time basic education.	Baseline 1 (2020): 97	Target 5 (2025): 30% more compared to the baseline value of 2020
4.4.1. Number of Roma and Egyptian students benefiting free transport to school and kindergarten.	Baseline 1 (2020): 152	Target 5 (2025): 25% more compared to the baseline value
4.4.2. Review of Decision **No. 682, dated 29/07/2015** "On the use of public funds for the transportation of school working staff and students studying outside their place of residence", which defines the new criteria for the specific cases that do not meet the 2 km distance requirement and which redefines the reimbursement of the transport service financial expenses, directly to the children's parents.	Baseline 1 (2020): Decision **No. 682, dated 29/07/2015**	Target 5 (2022): Review/Approval of DCM **No. 682, dated 29/07/2015**
4.5.1. Number of Roma and Egyptian students, who benefit from extracurricular programs.	Baseline 1 (2020): 956	Target 5 (2025): 62% more compared to the baseline value
4.6.1. Accurate number of Roma and Egyptian parents, who do not have literacy skills.	Baseline 1 (2020): 0	Target 5 (2025): 32%
4.6.2. Number of Roma and Egyptian parents, who have participated in literacy and basic skills courses.	Baseline 1 (2020): 1370	Target 5 (2025): 20% more compared to the baseline value
4.7.1 Number of Roma and Egyptian students, who have benefited from the economic aid payment additional subsidy.	Baseline 1 (2020): 1143	Target 5 (2025): 15% more compared to the baseline value
4.7.2 Reviewing and increasing the amount of economic aid additional subsidy benefited by Roma and Egyptian families whose children regularly attend basic education.	Baseline 1 (2020): DCM No. 597, dated 04/09/2019	Target 5 (2022): Reviewing DCM No. 597, dated 04/09/2019
4.8.1. Reviewing DCM No. 666, dated 10/10/ 2019 "On financial quota for food in canteens and dormitories and setting the criteria for receiving scholarships and allowances for pre-university students in public educational institutions", approved by MoES.	Baseline 1 (2020): DCM No. 666, dated 10/10/ 2019	Target 5 (2022): Reviewing DCM No. 666, dated 10/10/ 2019

4.8.2. Number of Roma and Egyptian students, who have received a scholarship.	Baseline 1 (2020): 142 (at different levels of education)	Target 5 (2025): 24% more compared to the baseline value of 2020
4.9.1. Number of Roma and Egyptian students receiving a scholarship.	Baseline 1 (2020): 0	Target 5 (2025): 33% more compared to the baseline value
4.9.2. Number of Roma and Egyptian students in the first cycle of studies (bachelor), who have benefited exemption from the annual tuition fee.	Baseline 1 (2020): 0	Target 5 (2022): 43 % more compared to the baseline value of 2020
4.9.3 Number of Roma and Egyptian students in the second cycle of studies (Professional Master/Master of Science), who have benefited reduction of the annual fee.	Baseline 1 (2020): 0	Target 5 (2022): 43 % more compared to the baseline value of 2020
4.9.4. Number of Roma and Egyptian students, who have been exempted from the payment of the foreign language fee, which is necessary to obtain a diploma.	Baseline 1 (2020): 0	Target 5 (2022): 17% more compared to the baseline value of 2020
4.10.1 Number of Roma and Egyptian students, who have benefited special quotas in the respective universities.	Baseline 1 (2020): 0	Target 5 (2022): 36 % more compared to the baseline value of 2020

MEASURES AND ACTIVITIES	OUTPUT	RESPONSIBLE INSTITUTION	PARTNER INSTITUTIONS	TIME FRAME
1.1 Timely identification of Roma and Egyptian students, who are at the right age to be enrolled in pre-school and basic education, and encouraging the inclusion in compulsory education of students aged 6-16, who have not been enrolled or who have dropped out from school.	On-site identification of Roma and Egyptian children, who are at the right age to be enrolled in pre-school and basic education, is increased by 18%, compared to the baseline value of 2020.	*MoES*	*Ministry of Interior, Ministry of Health and Social Protection*	2021-2025

(pursuant to the Joint Order of the MoES, MoI, MoHSP, No. 292, dated 28/05/ 2019 "On the identification and enrolment at school of all children belonging to compulsory education age")				
1.2 Providing and improving conditions for quality education during early childhood through the enrolment of all Roma and Egyptian students aged 3-6 in pre-school education by exempting them from financial fees and food allowances.	15% more Roma and Egyptian children enrolled in pre-school education, compared to the baseline value of 2020. 53% more Roma and Egyptian children aged 3-6 benefit exemption from the financial fees and food allowances, compared to the baseline value of 2020. 10 other municipalities have adopted the DMC on the reduction of/exemption from financial fees for Roma and Egyptian children.	*LGU*	Regional Directorate of Pre-university Education, General Directorate of Pre-university Education, *MoES*	2021-2025
1.3 Enrolment, regular progress follow-up and completion of the studies in basic/compulsory education of all the Roma and Egyptian students aged 6-16, including cases of students that have exceeded the compulsory education age and that have not been able to attend compulsory education.	19% more Roma and Egyptian children aged 6-16 have completed compulsory education, compared to the baseline value of 2020. 30% more Roma and Egyptian students/adults have completed part-time basic education, compared to the baseline value of 2020.	*MoES*	Local Pre-university Education Offices, Regional Directorate of Pre-university Education, LGUs, Children's Rights Protection Units	2021-2025
1.4 Providing free transportation for Roma and Egyptian students, who live far away from kindergartens and schools (even less than 2 km for specific and justified cases) and simplifying the procedures for the reimbursement of transportation expenses.	25% more Roma and Egyptian children shall benefit free transportation, compared to the baseline value of 2020. Decision **No. 682, dated 29/07/2015** "On the use of public funds for the transportation of school working staff and students studying outside their	*MoES*	Local Pre-university Education Offices, Regional Directorate of Pre-university Education, General Directorate of Pre-university Education, LGUs.	2021-2025

	place of residence", has been reviewed; the criteria for the specific cases that do not meet the 2 km distance requirement have been defined and the method of reimbursing the transport service financial expenses directly to the children's parents has been redefined.			
1.5 Organizing special extracurricular programs that support Roma and Egyptian students aged 6-16 to do their homework or receive complementary lessons.	62% more Roma and Egyptian children, compared to the baseline value of 2020, will be supported in doing their homework and will receive complementary lessons.	*MoES*	Compulsory education public schools (community centre schools), Local Government Units (multifunctional community centres), Local Pre-university Education Offices, Regional Directorate of Pre-university Education	2021-2025
1.6 Providing courses to build and develop basic literacy knowledge and life skills of Roma and Egyptian parents lacking education, whose children attend compulsory education.	20% more Roma and Egyptian parents, compared to the baseline value of 2020,will participate incourses designed to build and develop their basic literacy knowledge and life skills.	*MoES*	Compulsory education public schools (community centre schools), LGUs (multifunctional community centres).	2021-2025
1.7 Increasing the additional subsidy, which is part of the economic aid scheme, for Roma and Egyptian students regularly attending compulsory education.	15% more Roma and Egyptian students benefiting economic aid additional subsidy, compared to the baseline value of 2020. DCM No. 597, dated 04/09/2019 has been reviewed and the amount of economic aid subsidy benefited by the Roma and Egyptian students, who regularly attend compulsory education, has been increased.	*MoHSP*	Compulsory education public schools, LGUs, *State Social Service, MoES*	2021-2025
1.8 Determining the criteria for granting financial scholarship to Roma and Egyptian students attending high schools, vocational secondary education and oriented secondary education.	DCM No. 666, dated 10/10/ 2019 has been reviewed and the criteria for granting financial scholarships to Roma and Egyptian students attending upper secondary education have been adopted. 24% more Roma and Egyptian students	*MoES*	LGU	2021-2025

	shall attend inclusive upper secondary education and obtain a scholarship, compared to the baseline value of 2020.			
1.9 Supporting Roma and Egyptian students, who attend higher education by granting scholarships, cutting tuition fees, and exempting them from the foreign language defence fee which is mandatory for obtaining a degree.	43% more Roma and Egyptian students enrolled in the first cycle (Bachelor) and second cycle (Master) benefit from exemption from the annual tuition fee, compared to the baseline value of 2020. 17% more Roma and Egyptian students have been exempted from the foreign language defence fee which is mandatory for obtaining a degree.	Higher education institutions	*MoES,* LGUs	2021-2025
1.10 Enrolling Roma and Egyptian students at all levels of higher education and in different higher education programs by means of special quotas.	36% more Roma and Egyptian students benefit special quotas in the respective universities, compared to the baseline value of 2020.	*MoES*	Higher education institutions	2021-2025

Priority Area: EDUCATION AND PROMOTION OF INTERCULTURAL DIALOGUE

Policy Goal IV:	**To increase equal access to quality and inclusive education for Roma and Egyptians at all levels of education**		
Objective IV.2:	**To support an inclusive education system, by enabling equal access to qualitative education for Roma and Egyptians.**		
Expected outcomes:	i. By the end of 2025, the Roma and Egyptian history and culture curriculum has been incorporated at all education levels; ii. By the end of 2025, having 0 segregated classes or schools. **iii.** By the end of 2025, 90% of the educational staff is trained on inclusive education, diversity and anti-gypsyism.		
	4.2.1. Number of pre-university education teachers, psychologists and social workers trained on key education competencies related to inclusive education, diversity, anti-gypsyism and behavioural change.	Baseline 1 (2020): 0	Target 5 (2025) 65% more compared to the baseline value of 2020
	4.3.1. Number of current textbooks that have been analysed and revised to eliminate stereotypes related to Roma and Egyptians.	Baseline 1 (2020): 0	Target 5 (2025): 20 textbooks

4.3.2. Number of training methods and guidelines on the implementation of teaching materials that have been revised in cooperation with the Roma and Egyptian communities and the civil society, academics, teachers training institutes and teachers professional organizations.	Baseline 1 (2020): 0	Target 5 (2025): 48% more compared to the baseline value of 2020
4.3.3. Number of additional high quality materials prepared for the teaching and learning process, which shall be used, in cooperation with the civil society as well as with Roma and Egyptian academics with the purpose of developing and complementing the existing resources	Baseline 1 (2020): 0	Target 5 (2025): 40% more compared to the baseline value of 2020
4.3.4. Number of currently used teaching, pedagogical and research materials, tools and publications on the history of Roma and Egyptians, which have been prepared by international stakeholders such as the Council of Europe, the European Union Fundamental Rights Agency (FRA), UNESCO, the International Holocaust Remembrance Alliance (IHRA), the Shoah Foundation/Institute for Visual History and Education of the University of Southern California (USC), the European Roma Institute for Arts and Culture (ERIAC), the European Association of History Educators (EUROCLIO), and other institutions.	Baseline 1 (2020): 0	Target 5 (2025): 38% more compared to the baseline value of 2020
4.4.1.Curricula adopted by the MoES to teach the Romani language in pre-university and university education.	Baseline 1 (2020): 0	Target 5 (2025): 1
4.4.2 Number of analysed and revised school curricula, focussing on the history curricula, in order to incorporate content on the history and culture of Roma and Egyptians in the general teaching of history	Baseline 1 (2020): 0	Target 5 (2025): 7
4.4.2.Number of education institutions teaching the Romani language.	Baseline 1 (2020): 0	Target 5 (2025): 10
4.5.1.Number of segregated schools.	Baseline 1 (2020): 5	Target 5 (2025): 0
4.5.1.2. Number of segregated classes.	Baseline 1 (2020): 12	Target 5 (2025): 0
4.7.1. Number of information campaigns and sessions organized with Roma and Egyptian parents on the importance of education and on the administrative sanctions imposed if they do not enrol their children to the education system.	Baseline 1 (2020): 26	Target 5 (2025): 38% more compared to the baseline value of 2020
4.7.2. Number of functional cross-cutting working groups established in 61 municipalities consisting of the school principals, headteachers, child protection units, social workers and psychologists, in order to prevent drop-outs and to return Roma and Egyptian students to school.	Baseline 1 (2020): 25	Target 5 (2025): 27

4.7.3 Number of Roma and Egyptian students who have dropped out from school and the number of Roma and Egyptian children who have returned to school.	Baseline 1 (2020): 179	Target 5 (2025): 36% more compared to the baseline value of 2020
4.8.1. Promotion, supporting and compulsory schemes implemented by municipalities to ensure completion of basic education.	Baseline 1 (2020): 0	Target 5 (2025): 5
4.8.2. Number of families referred to social protection services or to other supporting resources.	Baseline 1 (2020): 446	Target 5 (2025): 21% more compared to the baseline value of 2020
4.9.1. Number of students equipped with computers, tablets, cellphones and internet line.	Baseline 1 (2020): 1156	Target 5 (2025): 62% more compared to the baseline value of 2020

MEASURES AND ACTIVITIES	OUTPUT	RESPONSIBLE INSTITUTION	PARTNER INSTITUTIONS	Time frame:
2.1Providing training and qualification to the staff of pre-school and pre-university educational institutions on the following issues: ▪ Inclusive education, in framework of social and cultural diversity and anti-gypsyism; ▪ Attitude and behaviour change with the purpose of reducing the barriers faced by Roma and Egyptians to quality education.	65% of pre-university education teachers, psychologists and social workers are trained on the key education competencies related to inclusive education, diversity, anti-gypsyism and behavioural change.	*MoES*	Quality Assurance Agency for Pre-University Education, Regional Directorate of Pre-university Education, Public schools, LGUs	2021-2025
2.2 Analysed and revised school curricula, focussing on the history curricula, in order to incorporate	85% of the school textbooks are analysed and revised and the stereotypes related to Roma and Egyptians are eliminated.	*MoES*	Quality Assurance Agency for Pre-University Education.	2021-2025

content on the history and culture of Roma and Egyptians in the general teaching of history.	48% of the training methods and guidelines on the implementation of teaching materials are revised in cooperation with the Roma and Egyptian communities, academics, teachers training institutes and teachers professional organizations. Additional teaching and learning materials have been prepared in order to develop and complement existing resources. 40% more compared to the baseline value of 2020.		Council of Europe, the European Union Fundamental Rights Agency (FRA), UNESCO, the International Holocaust Remembrance Alliance (IHRA), the Shoah Foundation/Institute for Visual History and Education of the University of Southern California (USC), the European Roma Institute for Arts and Culture (ERIAC), the European Association of History Educators (EUROCLIO)	
2.3 Developing a curricula to teach the Romani language in pre-university and university education.	The MoES has drafted 1 (one) Romani language curriculum and this language is taught in 10 educational institutions.	*Ministry of Education and Sports*	Quality Assurance Agency for Pre-University Education, General Directorate of Pre-university Education, Regional Directorate of Pre-university Education	2021-2025
2.4 Preventing and dealing with segregated schools	12 segregated classrooms shall be closed and the disproportion existing between Roma and Egyptian students and other children shall be abolished in 5 schools.	*MoES*	Local Pre-university Education Offices, School Directorates, General Directorate of Pre-university Education, Regional Directorate of Pre-university Education Roma and Egyptian NPOs	2021-2025
2.5 Identifying and addressing the needs of students who are not enrolled in compulsory education, who do not attend classes regularly or who are at risk of dropping out.	27 new functional cross-cutting working groups are established at the respective municipalities, consisting of the school principals, headteachers, child protection units, social workers and psychologists, in order to prevent drop-outs and to return Roma and Egyptian students to school. 38% more information campaigns and sessions organized with Roma and Egyptian parents on the importance of education and on the administrative sanctions imposed if they do not enrol their children to the education system, compared to the baseline value of 2020.	School Directorates	Child Protection Units, Local Pre-university Education Offices, Regional Directorate of Pre-university Education	2021-2025

2.6 Referring to social protection services or to other supporting resources, those families, whose children drop-out or are at risk of dropping out from compulsory education.	5 promotion, supporting and compulsory schemes implemented by municipalities to ensure completion of basic education. 21% more families are referred to social protection services or to other supporting resources, compared to the baseline value of 2020.	Child Protection Units	School Directorates, LGUs, Local Pre-university Education Offices, Regional Directorate of Pre-university Education	2021-2025
2.7 Covid-19 situation: Providing Roma and Egyptian students, whose families have insufficient income, with electronic equipment (computers, tablets and cellphones) and internet connection.	62% more Roma and Egyptian students are equipped with computers, tablets, cellphones and internet line, compared to the baseline value of 2020.	*MoES*	School Directorates, LGUs, Local Pre-university Education Offices	2021-2025

Priority Area: EDUCATION AND PROMOTION OF INTERCULTURAL DIALOGUE

Policy Goal IV:	**To increase equal access to quality and inclusive education for Roma and Egyptians at all levels of education**		
Objective IV.3:	**Roma and Egyptian cultural heritage as a value of Albanian cultural heritage**		
Expected outcomes:	i. By the end of 2025, 80% more activities have been carried out promoting and preserving the identity, history and culture of Roma and Egyptian minorities among the Albanian society.		
Indicators:	3.1.1. Number of artistic-cultural projects, which promote the identity, culture and history of Roma and Egyptians, at national and local level, organized in framework of April 8; June 24; Roma Holocaust Memorial Day on August 2, etc.	Baseline 1 (2018): 2	Target 5 (2025) 10% more compared to the baseline value of 2020
	3.1.2. Number of organized fairs showcasing artistic works or number of Roma and Egyptian music festivals.	Baseline 1 (2020): 0	Target 5 (2025) 9% more compared to the baseline value of 2020
	3.2.1. Number of programs and documentaries and their broadcasting time at the media.	Baseline 1 (2020): 0	Target 5 (2025): 9% more compared to the baseline value of 2020
	3.2.2. Number of activities organized by cultural associations, especially by associations conducting research work, in cooperation with the local government.	Baseline 1 (2020): 0	Target 5 (2022): 19% more compared to the baseline value of 2020

3.3.1. Determining a percentage or number of calls for proposals, in order to fund projects for Roma and Egyptian minorities.	Baseline 1 (2020): 0	Target 5 (2022): 8 projects
3.3.2. Number of approved projects.	Baseline 1 (2020): 0	Target 5 (2025): 8 projects
3.4.1. Dissemination of information through brochures, leaflets, studies, books with stories/fairy tales, etc.	Baseline 1 (2020): 0	Target 5 (2025): 9% more compared to the baseline value of 2020
3.4.2. Digitalization of the Roma and Egyptian cultural heritage.	Baseline 1 (2020): 0	Target 5 (2025): 9% more compared to the baseline value of 2020
3.4.3Number of stakeholders representatives, who have been trained and instructed on the intangible heritage and diversity documentation standards (through trainings and workshops).	Baseline 1 (2020): 0	Target 5 (2025): 50
3.4.4. Publishing the literature written in the language of the respective national minorities, accompanied by the translation in Albanian.	Baseline 1 (2020): 0	Target 5 (2025): 5
3.5.1. Project bids won by Roma and Egyptian NPOs.	Baseline 1 (2020): 1	Target 5 (2022): 14 % more compared to the baseline value of 2020
3.6.1. 1 Number of Roma and Egyptians employed at the institutions of the Ministry of Culture.	Baseline 1 (2020): 0	Target 5 (2025): 9% more compared to the baseline value of 2020

MEASURES AND ACTIVITIES	OUTPUT	RESPONSIBLE INSTITUTION	PARTNER INSTITUTIONS	TIME FRAME
3.1 Planning and supporting artistic-cultural projects that promote the identity, culture and history of Roma and Egyptians at national and international level, in framework of April 8; June 24; Roma Holocaust Memorial Day on August 2, etc., and including them in the activity calendar.	10% more artistic-cultural projects, which promote the identity, culture and history of Roma and Egyptians at national and local level, compared to the baseline value of 2020. 9% more fairs with artistic works or festivals of Roma and Egyptian music.	Ministry of Culture	Regional Directorates of Culture, Cultural Centres, LGUs	2021-2025

3.2 Informing and increasing public awareness on the Roma and Egyptian culture through programs of public media institutions.	9% more programs and documentaries are broadcasted by RTSH (Albanian Radio Television) on the Roma and Egyptian culture, compared to the baseline value of 2020. 19% more research work is carried out in cooperation with the local government and cultural NPOs, compared to the baseline value of 2020.	RTSH	Ministry of Culture	2021-2025
3.3 Determining the amount of the national minorities projects fund, aiming to protect the rights, preserve/promote the cultural and ethnic identity of the Roma and Egyptian minorities.	8 projects for the Roma and Egyptian minorities are selected for funding.	Committee on National Minorities/Fund for National Minorities	n/a	2022-2025
3.4 Identifying and promoting the tangible and intangible cultural heritage of Roma and Egyptians through the research process and by promoting their artistic creativity with regards to music, fine arts, photography, traditional clothing, musical instruments etc.	The digitalized share of Roma and Egyptian cultural heritage shall increase by 9% compared to the baseline value of 2020. 9% more brochures, leaflets and books with stories/fairy tales providing information on Roma and Egyptians, compared to the baseline value of 2020. 50 Roma and Egyptians trained and instructed on the intangible heritage and diversity documentation standards. 5 books published in Romani language and accompanied by the respective translation in Albanian.	Ministry of Culture	National Books and Reading Centre (NBRC) + National Library (NLA) Ministry of Culture subordinate central institutions	2021-2025

3.5 Prioritizing Roma and Egyptian organizations to benefit from the calls for proposals issued by the Ministry of Culture. Annual call for proposals: online ANNOUNCEMENT ON THE LAUNCHING OF THE "CALLS FOR PROJECT PROPOSALS 2021" - Ministry of Culture (kultura.gov.al)	The Ministry of Culture has granted 14% more projects to Roma and Egyptian NPOs, compared to the baseline value of 2020.	Ministry of Culture	n/a	2021-2025
3.6 Employing Roma and Egyptians, who have graduated from the Academy of Arts, at central/regional institutions of the Ministry of Culture.	9% more Roma and Egyptians employed at the Ministry of Culture and its subordinate institutions.	Ministry of Culture,	DPA	2021-2025

Priority Area: EMPLOYMENT AND SKILLS

Policy Goal V:	**To provide equal opportunities for quality and sustainable employment for Roma and Egyptians.**		
Objective V.1:	**To promote employment of Roma and Egyptians through VET and ALMPs.**		
Expected outcomes:	i. By the end of 2025, 100% of the Roma and Egyptian population is informed on ALMPs. ii. By the end of 2025, 60% of Roma and Egyptian unemployed jobseekers have been employed, who: are registered at the employment offices; ii. are part of the employment promotion programs (EPP), and iii. have completed the VET education.		
Indicators:	5.1.1. Number of Roma and Egyptians who have benefited career counselling and guidance services	Baseline 1 (2020): 10	Target 5 (2025) 50% more compared to the value of 2024
	5.2.1. Number of Roma and Egyptians enrolled in vocational education and training institutions (both private and public)	Baseline 1 (2020): 81	Target 5 (2025) 165
	5.2.2. Number of Roma and Egyptian students participating in EPPs (internships and on the job training, DCM No. 17)	Baseline 1 (2020): 54	Target 5 (2025): 160

5.2.3.Number of Roma and Egyptians certified at vocational training institutions (both private and public)	Baseline 1 (2020): 25	Target 5 (2025): 120
5.2.4. Number of Roma and Egyptians who have successfully completed an EPP (internships and on the job training, DCM No. 17)	Baseline 1 (2020): 20	Target 5 (2025): 70
5.3.1 Number of Roma and Egyptians integrated in the labour market through EPPs.	Baseline 1 (2020): 10	Target 5 (2025): 50
5.3.2. Number of Roma and Egyptians integrated in the labour market through employment, self-employment promotion program, public works program in the community,	Baseline 1 (2020): 550	Target 5 (2025): 754
5.4.1 Number of Roma and Egyptian trainees (unemployed jobseekers and non-unemployed jobseekers) who have completed a vocational training course or the number of students who have completed vocational secondary education (certified and graduated) and who are employed.	Baseline 1 (2020): 150	Target 5 (2025): 254
5.5.1 Number of young Roma and Egyptians, who are following or have completed an internship at state administration institutions, local government units and independent institutions.	Baseline 1 (2020): 0	Target 5 (2025): 105
5.5.2. Number of young Roma and Egyptians that have been employed at the institutions where they have conducted their internships.	Baseline 1 (2020): 0	Target 5 (2025): 60
5.6.1. Number of Roma and Egyptian students involved in the implementation of the Youth Guarantee scheme for NEET (Not in Education, Employment, or Training) beneficiaries.	Baseline 1 (2020): n/a (starts in 2022)	Target 5 (2025): n/a
5.7.1 Number of Roma and Egyptians employed at the public administration at central and local level	Baseline 1 (2020): 0	Target 5 (2025): 100
5.8.1. Adopted decision on continuing the provision of economic aid benefits for Roma and Egyptian beneficiaries registered in EPPs, until they find a long-term employment following the termination of the employment promotion program	Baseline 1 (2020): 0	Target 5 (2025): 1 reviewed DCM
5.9.1. Number of promotional and awareness-raising events organized at Roma and Egyptian communities on the importance and opportunities provided by VET, EPPs and	Baseline 1 (2020): 0	Target 5 (2025): 11

ALMPs.

5.9.2. Promotion of successful cases of Roma and Egyptians in employment promotion programs.	Baseline 1 (2020): 0	Target 5 (2025): 16
5.10.1. Number of small businesses of Roma and Egyptians families that have benefited fiscal facilities or small grants to ensure recovery and long-term sustainability.	Baseline 1 (2020): 262	Target 5 (2025): 300
5.10.2 Number of informal businesses that have been identified and supported to become formal.	Baseline 1 (2020): 0	Target 5 (2025): 140

MEASURES AND ACTIVITIES	OUTPUT	RESPONSIBLE INSTITUTION:	PARTNER INSTITUTIONS	TIME FRAME
1.1 Promoting and increasing the access of Roma and Egyptians to career counselling and orientation services in order to ensure successful employment processes.	136 Roma and Egyptians will benefit career counselling and orientation services.	National Agency for Employment and Skills	*Ministry of Finance and Economy*	2021-2025
1.2 Providing support to increase the participation of Roma and Egyptians in skills development programs, vocational qualification programs and employment promotion programs (EPP), as well as increasing their efficiency andquality in compliance with their specific needs and the labour market demands.	164 Roma and Egyptians will be enrolled in the vocational education institutions (private and public). 122 Roma and Egyptians participate in EPPs (internships and on the job training, DCM No. 17).	National Agency for Employment and Skills	*Ministry of Finance and Economy*	2021-2025
1.3 Improving and adapting ALMPs that promote the basic employment services and increasing the employment opportunities of Roma and Egyptians; including establishing quotas or positive action measures (positive discrimination).	349 Roma and Egyptians will be integrated in the labour market through EPPs. 754 Roma and Egyptian integrated in the labour market through employment, self-employment promotion program, public works program in the community.	National Agency for Employment and Skills	*Ministry of Finance and Economy*	2021-2025
1.4. Supporting the inclusion of young Roma and Egyptians to public vocational	254 Roma and Egyptian trainees (unemployed jobseekers and non-unemployed jobseekers),	National Agency for Employment and	*Ministry of Finance and Economy*	2021-2025

secondary education, including by benefiting from the respective scholarships, as well as increasing the participation of Roma and Egyptians in vocational courses provided by public vocational training centres.	who have completed a vocational training course or a level of vocational secondary education (certified and graduated) have been employed.	Skills		
1.5. Prioritizing the participation of young Roma and Egyptians (21-26 years old), who have completed the first cycle of studies, in the National Internship Program.	105 young Roma and Egyptians will carry out their internships at the state administration institutions, local government units and independent institutions, and 60 of them shall be employed in these institutions.	Department of Public Administration (DPA)	*Ministry of Health and Social Protection*	2021-2025
1.6. Incorporating and explicitly targeting Roma and Egyptian in Youth Guarantee Schemes, which are drafted to provide young people with training and employment opportunities.	Young Roma and Egyptians will be incorporated and benefit from the Youth Guarantee Scheme that starts in 2022.	*Ministry of Finance and Economy*	n/a	2022-2025
1.7. Determining quotas or preferences that prioritize/enable the employment of Roma and Egyptians in the public administration.	100 Roma and Egyptians are employed at the public administration at central and local level.	Department of Public Administration (DPA)	*Ministry of Health and Social Protection,* LGUs, *Ministry of Finance and Economy*	2021-2025
1.8 Reviewing the labour market reintegration scheme for the economic aid beneficiaries, in alignment with NAES to gradually organize their exit from the EA scheme and entry into the EPP or the labour market.	Reviewed and amended DCM on continuing the provision of economic aid benefits for Roma and Egyptian beneficiaries registered in EPPs, until they find a long-term employment following the termination of the employment promotion program.	*Ministry of Health and Social Protection*	*State Social Service*	2021-2025
1.9 Communicating with and informing Roma and Egyptians on new employment policies/programs and their related benefits, directly from NAES structures or through the cooperation with NPOs.	11 promotional and awareness-raising events organized at Roma and Egyptian communities on the importance and opportunities provided by VET, EPPs and ALMPs. 16 successful cases of Roma and Egyptians in employment promotion programs will be shared with the public.	NAES in cooperation with NPOs	LGU	2021-2025

1.10 Developing and taking measures to reduce the impact of the Covid-19 pandemic towards Roma and Egyptians by providing financial support to small formal businesses and informal businesses (recyclers, used clothes traders) in order to gradually formalize the latter.	300 businesses of Roma and Egyptian families have benefited facilities or small grants to ensure long-term recovery and sustainability. 140 informal businesses have been identified and supported to become formal.	*Ministry of Finance and Economy*	General Directorate of Taxation	2021-2025

Priority Area: EMPLOYMENT AND SKILLS

Policy Goal V:	**To provide equal opportunities for quality and sustainable employment for Roma and Egyptians.**		
Objective V.2:	**To promote (social) entrepreneurship and self-employment of Roma and Egyptians.**		
Expected outcomes:	i. By the end of 2025, at least 10% of the registered social enterprises will be run by Roma and Egyptians. ii. By the end of 2025, at least 300 more Roma and Egyptians, compared to 2020, will receive financial support for entrepreneurship and self-employment in order to include them in the formal economy.		
Indicators:	5.1.1. Number of Roma and Egyptian NPOs that have been trained on the legal and regulatory framework of social enterprise, including on the financial management and business plan for the services provided.	Baseline 1 (2020): 0	Target 5 (2025) 50
	5.1.2. Number of Roma and Egyptian NPOs that have obtained the status of social enterprise and the number of persons employed in social enterprises	Baseline 1 (2020): 0	Target 5 (2025) 15
	5.2.1. Number of Roma and Egyptian self-employed persons and entrepreneurs, who have benefited from small grants, soft loans and other services such as the development of the individual business plan.	Baseline 1 (2020): 0	Target 5 (2025): 250

5.3.1. Number of local government units that apply reduced taxes and fees for businesses established by Roma and Egyptians.	Baseline 1 (2020): 1	Target 5 (2025): 45
5.3.2. Number of businesses ran by Roma and Egyptians that benefit from the reduction of the local taxes by 50 percent.	Baseline 1 (2020): 262 (from the reduction by 30%)	Target 5 (2025): 270 Target 5 (2025): 200
5.3.3. Number of Roma and Egyptians employed at businesses that have benefited from the reduction of taxes as a result of employing people from these communities.	Baseline 1 (2020): 432	Target 5 (2025): 200
5.4.1. Number of Roma and Egyptians equipped with a permit to exercise street vending activities in public spaces and exempted from financial fees or subject to reduced financial fees.	Baseline 1 (2020): 0	Target 5 (2025): 50
5.5.1. Number of specific trade spaces used by Roma and Egyptians.	Baseline 1 (2020): 86	Target 5 (2025): 20% more compared to the baseline value of 2020
5.6.1 Number of informed/assisted Roma and Egyptians, who apply for agricultural and rural development grants.	Baseline 1 (2020): 0	Target 5 (2025): 1000
5.6.2. Number of Roma and Egyptians, who have benefited grants from the agricultural and rural development program.	Baseline 1 (2020): 0	Target 5 (2025): 20
5.7.1. Study on the location of recyclable waste collectors and identifying the mechanisms for the inclusion of Roma and Egyptians in such activity.	Baseline 1 (2020): 0	Target 5 (2025): 1
5.7.2. Developing a special package that supports, favours and enables Roma and Egyptian collectors of recyclable materials to exercise the recycling activity directly at the source (families, offices, businesses, etc.), in compliance with standardized rules.	Baseline 1 (2020): 0	Target 5 (2025): 1

MEASURES AND ACTIVITIES	OUTPUT	RESPONSIBLE INSTITUTION	PARTNER INSTITUTIONS	TIME FRAME
2.1 Developing a favourable environment to encourage the involvement of Roma and Egyptians in setting up social enterprises as a measure to promote their employment, through the capacity building of NPOs.	50 Roma and Egyptian NPOs trained on the legal and regulatory framework of social enterprise, including on the financial management and business plan for the services provided. 15 Roma and Egyptian NPOs have obtained the status of social enterprise.	*Ministry of Health and Social Protection*	n/a	2021-2025
2.2 Supporting the self-employment and entrepreneurship of Roma and Egyptians by providing small grants/soft loans and supporting services (trainings on entrepreneurship and on preparing the business plan), in order to include them in the formal economy.	250 Roma and Egyptian entrepreneurs benefit from small grants, soft loans and other services such as the development of the individual business plan.	LGU	n/a	2021-2025
2.3 Local government units adopt the decision to reduce local taxes and fees by 50 percent for businesses established by Roma and Egyptians, and for those businesses that have employed a considerable number of Roma and Egyptians.	45 municipalities have reduced taxes and fees for businesses established by Roma and Egyptians. 200 Roma and Egyptians have been employed at businesses that have benefited from the reduction of taxes as a result of employing people from these communities.	LGU	n/a	2021-2025
2.4. Local government units reduce or exempt from the respective fees Roma and Egyptian street vendors, who trade handicraft products or other goods and services and supplies, for a definite period	50 Roma and Egyptians are equipped with a permit to exercise street vending activities in public spaces and are exempted from financial fees or are subject to reduced financial fees.	LGU	n/a	2021-2025
2.5. Reserving the determined trade spaces and equipping them with the necessary infrastructure that will be used by Roma and Egyptians to sell different goods and products.	Number of specific trade spaces used by Roma and Egyptians shall be 20% higher compared to the baseline value of 2020.	LGU	n/a	2021-2025
2.6. Strengthening the capacities to assist Roma and Egyptians to be involved and benefit from the IPARD II program grants for agriculture and rural development.	1000 Roma and Egyptian individuals are informed/assisted on benefiting grants for agriculture and rural development.	MoARD	ARDA	2021-2025
2.7. Formalizing the activity of Roma and Egyptian individual collectors of recyclable waste, by providing them financial support and determining the measures for their gradual integration in other employment sectors.	1 study has been carried out on the location of recyclable waste collectors and 1 package has been developed that supports and enables Roma and Egyptian collectors of recyclable materials to exercise the recycling activity directly at the source	LGU	n/a	2021-2025

Priority Area: EMPLOYMENT AND SKILLS

Policy Goal V:	**To provide equal opportunities for quality and sustainable employment for Roma and Egyptians**		
Objective V.3:	**To build capacities and improve the performance of the National Agency for Employment and Skills and VET system staff for the integration of Roma and Egyptians in the labour market.**		
Expected outcomes:	i. By the end of 2025, 90% of the National Agency for Employment and Skills staff shall be trained on anti-gypsyism and on providing inclusive quality employment services for Roma and Egyptians. ii. By the end of 2025, 12 Roma and Egyptian mediators will be part of employment offices, in framework of improving EPP programs in relation to Roma and Egyptian minorities.		
Indicators:	5.1.1. MoFE drafts a DCM on the employment of young Roma and Egyptians that have completed higher education and are registered at employment offices, in framework of improving the access, efficiency and impact of EPP programs in relation to Roma and Egyptian minorities.	Baseline 1 (2020): 0	Target 5 (2025) 1
	5.1.2 Number of Roma and Egyptian mediators assigned at employment offices.	Baseline 1 (2020): 0	Target 5 (2025) 12
	5.2.1 Number of prepared materials on Roma and Egyptian minorities, distributed to Regional and Local Employment Offices, Regional Directorates of Public Vocational Training, Public Vocational Education Schools and the private sector included in employment promotion programs.	Baseline 1 (2020): 0	Target 5 (2025): 10% more compared to the baseline value of 2020
	5.3.1 Number of persons trained from Regional and Local Employment Offices, Regional Directorates of Public Vocational Training and Public Vocational Education Schools on behavioural change, anti-gypsyism, equal treatment and prevention of discrimination.	Baseline 1 (2020): 1149	Target 5 (2025): 15% more compared to the baseline value of 2020
	5.3.2 Number of cases addressed by the Ethics and Discipline Commission on the discrimination of Roma and Egyptians.	Baseline 1 (2020): 0	Target 5 (2025): 13
	5.4.1 Number of information events with all the partners that have signed cooperation agreements and that offer job vacancies, on anti-discrimination laws and code of conducts, which promote equal treatment, including on ethnic grounds.	Baseline 1 (2020): 0	Target 5 (2025): 13

MEASURES AND ACTIVITIES	OUTPUT	RESPONSIBLE INSTITUTION:	PARTNER INSTITUTIONS	TIME FRAME
3.1 Employment of Roma and Egyptian mediators at employment offices to facilitate and include Roma and Egyptians in the labour market. (Employment of 12 mediators at the employment offices throughout the country, more specifically in municipalities with a higher concentration of Roma and Egyptian population)	The MoFE shall draft 1 DCM on the employment of Roma and Egyptian that have completed higher education, at employment offices. 12 employed mediators at employment offices throughout the country.	*Ministry of Finance and Economy*	NAES	2022-2023
3.2 Preparing information materials on the protection of Roma and Egyptians from ethnic discrimination in the workplace.	10% more materials, compared to 2020, will be prepared on Roma and Egyptian minorities and will be distributed to Regional and Local Employment Offices, Regional Directorates of Public Vocational Training, Public Vocational Education Schools and the private sector.	Commissioner for Protection from Discrimination (CPD)	NAES	2021-2025
3.3 Improving the technical, professional and administrative capacities of the staff of the National Agency for Employment and Skills, through obligatory trainings on attitude change and developing the competencies for providing inclusive quality employment services for Roma and Egyptians.	Number of persons trained from Regional and Local Employment Offices, Regional Directorates of Public Vocational Training and Public Vocational Education Schools will be 15% higher compared to the baseline value of 2020. 13 cases addressed by the Ethics and Discipline Commission on the discrimination of Roma and Egyptians.	Committee on National Minorities	NAES	2021-2025
3.4 Applying safeguards and improving the instruments for preventing the ethnic discrimination of Roma and Egyptians in the workplace.	13 information events will be organized with all the partners that have singed cooperation agreements and that offer job vacancies, with the purpose of promoting equal treatment, including on ethnic grounds.	Commissioner for Protection from Discrimination (CPD)	NAES	2021-2025

Priority Area: SOCIAL PROTECTION

Policy Goal VI:	**To improve and enhance access of Roma and Egyptians to social protection programs**		
Objective VI.1:	**To include Roma and Egyptians to social protection programs**		
Expected outcomes:	i. By the end of 2025, 50% less Roma and Egyptian families are reported to have insufficient income.		
Indicators:	6.1.1. Number of Roma and Egyptian families that have applied to the economic aid scheme.	Baseline 1 (2020): 2300	Target 5 (2022) 4600
	6.1.2. Number of Roma and Egyptian families that have benefited economic aid.	Baseline 1 (2020): 1642	Target 5 (2025) 3284
	6.1.3. Number of Roma and Egyptian women, who are heads of families and benefit economic aid.	Baseline 1 (2020): 54	Target 5 (2025): 75% more
	6.2.1. Number of social administrators, who have been informed and consulted on the completion of the respective socio-economic verification forms, which are used to determine the scoring, and on providing information to Roma and Egyptian families in an understandable and simple language during the process of assessing their conditions.	Baseline 1 (2020): 100	Target 5 (2025): 167
	6.2.2. Number of social administrators, who have been informed and consulted on the legal basis and on effectively including/addressing the needs of Roma and Egyptians in all social protection programs.	Baseline 1 (2020): 101	Target 5 (2025): 121
	6.3.1. Number of Roma and Egyptian families that have benefited from the additional fund, which is added to the conditional economic aid payment.	Baseline 1 (2020): There are no data	Target 5 (2025): 10% more compared to the baseline value
	6.4.1. Increasing the amount of the economic aid subsidy benefited by Roma and Egyptian families, whose children attend basic education and are vaccinated. (this indicator is also provided at the education sector in the budget)	Baseline 1 (2020): 0	Target 5 (2025): 25% of the value in 2025
	6.4.2. Number of Roma and Egyptian families benefiting economic aid additional subsidy, for children who regularly attend basic education and are vaccinated.	Baseline 1 (2020): 1143	Target 5 (2025): 40 % more compared to the baseline value
	6.5.1. Number of municipalities that have adopted the DMC for reduction of/exemption from the financial obligation for nurseries & kindergartens for children from Roma and Egyptian families.	Baseline 1 (2020): 0	Target 5 (2025): 10

6.5.2. A scoring system determined by the Directorates of Nurseries and Kindergartens that supports the enrolment of Roma and Egyptian children, regardless of the fact that their parents are unemployed, in order to facilitate their reintegration to employment and reduce the phenomenon of children in street situation.	Baseline 1 (2020): 0	Target 5 (2025): 1
6.5.3. Number of Roma and Egyptian children enrolled in and regularly attending nurseries and kindergartens.	Baseline 1 (2020): 196	Target 5 (2025): 80% more compared to the baseline value
6.5.4. Number of Roma and Egyptian children enrolled in nurseries and kindergartens, who benefit from the reduction/reimbursement of the enrolment fee.	Baseline 1 (2020): 196	Target 5 (2025): 80% more compared to the baseline value
6.6.1. Approving the DCM on the "criteria and procedures for receiving the status of a client in need and the way to handle them".	Baseline 1 (2020): 0	Target 5 (2023): 1
6.6.2. Number of Roma and Egyptian families benefiting the status of "Client in need".	Baseline 1 (2020): 30	Target 5 (2023): 80 families
6.6.3. Number of Roma and Egyptian families benefiting electricity compensation.	Baseline 1 (2020): 403	Target 5 (2025): 80% more compared to the baseline value
6.7.1. DCM on lowering the age of beneficiaries from 70 to 64 years old.	Baseline 1 (2020): 0	Target 5 (2025): 1
6.7.2. Number of Roma and Egyptians above 64 years of age benefiting social pension.	Baseline 1 (2020): 0	Target 5 (2025): 25% more compared to the baseline value
6.8.1. Number of Roma and Egyptian families in need that have benefited the monthly food and non-food basket.	Baseline 1 (2020): 18.144	Target 5 (2025): 15% more compared to the baseline value
6.8.2. Number of Roma and Egyptian families benefiting from the remission of electricity late payment surcharge.	Baseline 1 (2020): There are no data	Target 5 (2025): 50% more
6.9.1. Comparative study on the impact of COVID-19 in the socio-economic situation of Roma and Egyptians.	Baseline 1 (2020): 0	Target 5 (2025): 1

MEASURES AND ACTIVITIES	OUTPUT	RESPONSIBLE INSTITUTION	PARTNER INSTITUTIONS	TIME FRAME
1.1 Guaranteeing that Roma and Egyptian families without income or with insufficient income have access to the economic aid scheme application.	3284 Roma and Egyptian families have benefited economic aid. Number of Roma and Egyptian women, who are heads of families and benefit economic aid, is increased by 75%.	*State Social Service*	LGU	2021-2025
1.2 Building the capacities of the social administrator to facilitate the access of Roma and Egyptians to social protection programs and more specifically, to benefit economic aid by guiding them on how to prepare the documentation, apply, and by providing support during the application.	167 social administrators are informed and consulted on the completion of the respective socio-economic forms, which are used to determine the scoring for benefiting economic aid. 121 social administrators are informed and consulted on the legal basis and on effectively including/addressing the needs of Roma and Egyptians in all social protection programs.	*State Social Service*	LGU	2021-2025
1.3 Providing Roma and Egyptian families that have applied for economic aid and that have not been selected as beneficiaries based on the scoring system, with maximum access in order to benefit from the conditional fund of the economic aid package.	10% more Roma and Egyptian families, compared to the baseline value, benefit from the additional conditional fund of the economic aid package.	LGU	n/a	2021-2025

1.4 Supporting Roma and Egyptian families whose children attend basic education and are vaccinated, to benefit economic aid additional subsidy.	The amount of economic aid subsidy benefited by Roma and Egyptian families, whose children attend basic education and are vaccinated, will increase by 50% compared to the current amount. Number of Roma and Egyptian families benefiting economic aid subsidy will increase by 40% compared to the current amount.	*State Social Service*	*Ministry of Health and Social Protection*	2021-2025
1.5 Guaranteeing the attendance of Roma and Egyptian children to nurseries and kindergartens by prioritizing their enrolment and drafting supportive policies.	10 municipalities adopt the DMC for reduction of/exemption from the financial obligation for nurseries & kindergartens for children from Roma and Egyptian families. Setting up 1 scoring system, as determined by the Directorates of Nurseries and Kindergartens, which supports the registration of Roma and Egyptian children. Number of Roma and Egyptian children enrolled in and regularly attending nurseries and kindergartens is aimed to increase by 90% more compared to the baseline value of 2020.	LGU	Directorates of Nurseries and Kindergartens	2021-2025
1.6 Analysing and reviewing the regulatory framework on electricity compensation in order to enable Roma and Egyptian families in need and with unstable/insufficient income to benefit basic electricity compensation or supply, in compliance with the respective conditions.	Approval of the DCM on the "criteria and procedures for receiving the status of a client in need and the way to handle them". 40% more Roma and Egyptian families benefit the status of "Client in need". 80% more Roma and Egyptian families benefit electricity compensation.	*Ministry of Infrastructure and Energy*	*Ministry of Finance and Economy, Ministry of Health and Social Protection*	2021-2025
1.7 Reviewing the legislation on changing the social pension benefit for Roma and Egyptians, who have	The DCM that lowers the age of Roma and Egyptians benefiting social pension, from 70 to	*Ministry of Health and*	*Ministry of Finance*	2022-2025

not paid social contributions among the years.(as amended by Law No. 104/2014 and DCM No. 927). It is requested to lower the beneficiaries age from 70 to 64 years old.	64 years old, shall be adopted and the number of beneficiaries, upon the adoption of the DCM, shall increase by 25% compared to the baseline value.	*Social Protection*	*and Economy*	
1.8 Strengthening the social protection measures for Roma and Egyptians by combining financial incentives and social care services during the Covid-19 pandemic.	20,865 Roma and Egyptians families in need benefit the monthly food and non-food basket. 50% more Roma and Egyptian families benefit from the remission of electricity late payment surcharge.	*Ministry of Health and Social Protection*	LGU	2021-2025
1.9 Analysing the impact of COVID-19 in the socio-economic situation of Roma and Egyptians.	1 study will be carried out that will assess the socio-economic situation of Roma and Egyptians after COVID-19.	*Ministry of Health and Social Protection*	LGU	2021-2025

Priority Area: SOCIAL PROTECTION

Policy Goal VI:	**To improve and enhance access of Roma and Egyptians to social protection programs**		
Objective VI.2:	**Social reintegration of economic aid beneficiaries through the implementation of the program of exit from the economic aid scheme**		
Expected outcomes:	**i.** By the end of 2025, 70% of Roma and Egyptians benefiting economic aid have exited from this scheme and are reintegrated in the labour market.		
Indicators:	2.1.1 Number of Roma and Egyptians benefiting from reintegration programs.	Baseline 1 (2020): 1100	Target 5 (2022) 60% more compared to the baseline value
	2.1.2 Number of Roma and Egyptian families involved in the economic aid scheme and also benefiting from integrated social care services as a result of being referred by the	Baseline 1 (2020):	Target 5 (2025) 40 % more

administrator.	1537	compared to the baseline value
2.1.3 Number of Roma and Egyptian families that are reintegrated and have exited from the economic aid scheme	Baseline 1 (2020): There are no data	Target 5 (2025): 60% more
2.2.1 Adopted decision on continuing the provision of economic aid benefits for Roma and Egyptian beneficiaries registered in EPPs, until they find a long-term employment following the termination of the employment promotion program.	Baseline 1 (2020): 0	Target 5 (2025): 1 approved DCM
2.3.1 Number of start-ups, economic initiatives financed by the local government.	Baseline 1 (2020): 6	Target 5 (2025): 300
2.3.2 Number of Roma and Egyptian NPOs that have obtained the status of social enterprise.	Baseline 1 (2020): 0	Target 5 (2025): 15

MEASURES AND ACTIVITIES	OUTPUT	RESPONSIBLE INSTITUTION	PARTNER INSTITUTIONS	TIME FRAME
2.1 Supporting families in the economic aid scheme by referring them in other services, especially in employment promotion and VET programs, social housing, by registering them at the civil registry and by providing healthcare and education services.	60% more Roma and Egyptians, compared to the baseline value of 2020, who benefit economic aid, will also benefit from reintegration programs. 40% more Roma and Egyptian families, compared to the baseline value of 2020, who are part of the economic aid scheme, will benefit integrated social care services.	*Ministry of Health and Social Protection*	LGUs, *State Social Service*	2021-2025
2.2 Reviewing the labour market reintegration scheme for the economic aid beneficiaries, in alignment with NAES to gradually organize their exit from the EA scheme and entry into the EPP or the labour market.	1 adopted DCM on continuing the provision of economic aid benefits for Roma and Egyptian beneficiaries registered in EPPs, until they find a long-term employment following the termination of the employment promotion program.	*Ministry of Health and Social Protection*	*NAES, State Social Service*	2022-2025

2.3 Prioritizing Roma and Egyptians exiting from economic aid programs to set up social enterprises and develop start-ups or economic initiatives (generate income).	300 Roma and Egyptians are supported through start-ups and economic initiatives financed by the local government. 15 Roma and Egyptian NPOs have obtained the status of social enterprise.	*Ministry of Finance and Economy*	*Ministry of Health and Social Protection*, LGUs	2021-2025

Priority Area: SOCIAL PROTECTION

Policy Goal VI:	**To improve and enhance access of Roma and Egyptians to social protection programs**		
Objective VI.3:	**To increase the access of Roma and Egyptians to social care services and to design new community-based services**		
Expected outcomes:	i. By the end of 2025, 100% of Roma and Egyptians in need will have access and will benefit from social care services.		
Indicators:	3.1.1 Number of needs assessment and referral units that are trained on vulnerability and providing inclusive qualitative services.	Baseline 1 (2020): 0	Target 5 (2022) 60
	3.2.1 Number of municipalities and services provided funded by the Social Fund for Roma and Egyptians.	Baseline 1 (2020): 0	Target 5 (2025) 6 municipalities
	3.3.1 Number of Roma and Egyptians supported by the NRM with regards to cases of domestic violence.	Baseline 1 (2020): There are no data	Target 5 (2025): 65
	3.3.2 Number of abused Roma and Egyptians, supported by protection measures (Protection Order, Immediate Protection Order, Order on the Preliminary Immediate Protection Measures).	Baseline 1 (2020): There are no data	Target 5 (2025): 40
	3.4.2. Number of Roma and Egyptian abusers involved in rehabilitation programs	Baseline 1 (2020): There are no data	Target 5 (2025): 65
	3.5.1 Number of Roma and Egyptians benefiting services in residential centres.	Baseline 1 (2020): 986	Target 5 (2025): 25% more compared to the baseline value
	3.5.2 Number of Roma and Egyptian women and girls at risk of trafficking, who are treated with residential services.	Baseline 1 (2020): 2.142	Target 5 (2023): 9% more compared to the baseline value

3.6.1 Number of Roma and Egyptians benefiting social integrated services, disaggregated by types of services (employment, VET or education services, or specialized social services).	Baseline 1 (2020): 4563	Target 5 (2023): 24.390
3.7.1 Number of multifunctional and operational community centres that provide services in areas inhabited by Roma and Egyptians.	Baseline 1 (2020): 62	Target 5 (2025): 5 centres

MEASURES AND ACTIVITIES	OUTPUT	RESPONSIBLE INSTITUTION	PARTNER INSTITUTIONS	TIME FRAME
3.1 Capacity building of needs assessment and referral units to provide effective services for Roma and Egyptians.	60 needs assessment and referral units are trained on vulnerability and on providing inclusive qualitative services.	MoHSP	*State Social Service* LGU	2021-2025
3.2 Developing new community-based social services for Roma and Egyptians, financed by the Social Fund, such as early childhood intervention or family services for the elderly living alone.	6 municipalities provide services financed by the Social Fund.	*State Social Service*	LGUs, *Ministry of Health and Social Protection,*	2021-2025
3.3 Accessible services from the National Referral Mechanism (NRM) for Roma and Egyptians.	65 Roma and Egyptians are supported by the NRM with regards to cases of domestic violence. 40 Roma and Egyptians supported with protection measures/orders.	*State Social Service*	LGUs, Police Directorate	2021-2025
3.4 Taking measures to prevent domestic violence among Roma and Egyptians	65 Roma and Egyptians, who have issues related to violence, are included in rehabilitation programs	*State Social Service*	LGU	2021-2025
3.5 Strengthening the referral mechanisms and improving services for Roma and Egyptians in residential centres for victims of trafficking in human beings, persons with disabilities, orphans and the elderly, as well as increasing access as necessary.	1232 Roma and Egyptians benefit services in residential centres. 2334 Roma and Egyptian girls and women at risk of trafficking will benefit information and services in residential centres.	*State Social Service*	LGUs, *Ministry of Health and Social Protection*	2021-2025
3.6 Providing specific and integrated community-based social services to empower Roma and Egyptians	24,390 Roma and Egyptians will benefit social integrated services, disaggregated by	LGU	*State Social Service*	2021-2025

individuals, families and communities, such as: (employment, social care and VET services)	types of services (employment, VET or education services, or specialized social services).			
3.7 Establishing multifunctional community centres in areas inhabited by Roma and Egyptians and wherever they are missing.	5 multifunctional community centres will become operational by providing services in areas inhabited by Roma and Egyptians.	LGU	n/a	2021-2025

Priority Area: SOCIAL PROTECTION

Policy Goal VI:	**To improve and enhance access of Roma and Egyptians to social protection programs**		
Objective VI.4:	**To strengthen the capacities for the identification of Roma and Egyptians at risk of trafficking/exploitation, as well as to ensure the referral, protection, and reintegration of trafficked/exploited cases.**		
Expected outcomes:	**i.** By the end of 2025, 100% of the multidisciplinary team staff trained in managing cases of children in street situations. ii. By the end of 2025, 100% of Roma and Egyptian minorities have been informed on all types of human trafficking including; child exploitation for labour, begging and early marriages.		
Indicators:	4.1.1 Number of cases identified/managed by the field teams, which have been provided with support.	Baseline 1 (2020): 0	Target 5 (2022) 240
	4.1.2 Number of local government employees (NARU, CPU, CPO) trained on managing cases based on the principle of the “best interest of the child”, which gives priority to the reintegration of children in their biological family.	Baseline 1 (2020): 0	Target 5 (2025) 350
	4.2.1. Number of members of multidisciplinary teams trained on SOPs and the Protocol on the Rights of the Child	Baseline 1 (2020): 245	Target 5 (2025): 300
	4.3.1 Number of supported families (start-up, rent bonus, employment).	Baseline 1 (2020): There are no data	Target 5 (2025): 120

4.3.2 Drafting and institutionalizing a list of criteria, which should be fulfilled by a family in order to be considered empowered.	Baseline 1 (2020): 0	Target 5 (2025): 1 Guideline
4.3.3 Total number of children in street situation, who benefit different services.	Baseline 1 (2020): 0	Target 5 (2025): 220
4.5.1. Number of finalized Plan implementation monitoring reports	Baseline 0 (2020)	Target 5 (2025): 5

MEASURES AND ACTIVITIES	OUTPUT	RESPONSIBLE INSTITUTION	PARTNER INSTITUTIONS	TIME FRAME
4.1 Empowering multidisciplinary field teams in order to identify, refer and manage the cases of children in street situation based on the deinstitutionalisation principle. (Teams identify and monitor cases of Roma and Egyptian children who are exploited for different purposes, such as begging, street vending, collection of recyclable materials)	240 cases of children in street situation identified by the field teams, which have been provided with support. 350 local government employees (NARU, CPU, CPO) trained on managing cases based on the principle of the "best interest of the child", which gives priority to the reintegration of children in their biological family.	MoHSP	SACRP (State Agency on Child Rights and Protection) LGU	2021-2025
4.4 Increasing the awareness of Roma and Egyptians on the trafficking of human beings and on services available to victims.	2592 Roma and Egyptians informed on all types of human trafficking including; child exploitation for labour, begging and early marriages.	MoI/Sector of Anti-trafficking,	SACRP in cooperation with partner organizations, LGUs	2021-2025
4.5 Drafting the monitoring reports for the implementation of the National Action Plan for Equality, Inclusion and Participation of Roma and Egyptians and mentoring the users of the ROMALB system	140 users of the ROMALB system are active in using the electronic system. ROMALB Each year a monitoring report shall be prepared on the implementation of the National Action Plan for Equality, Inclusion and Participation of Roma and Egyptians.	MoHSP	MoHSP	2021-2025

Priority Area: SOCIAL PROTECTION

Policy Goal VI:	**To improve and enhance access of Roma and Egyptians to social protection programs**		
Objective VI.5:	**To reintegrate into the society the families staying in the Emergency Transitory Centre**		
Expected outcomes:	i. By the end of 2025, 100% of the families assisted by the Emergency Transitory Centre reintegrated into society.		
Indicators:	5.1.1 Number of families living and receiving services in the centre, including the number of children.	Baseline 1 (2020): 43	Target 5 (2022) 0
	5.2.1 Number of families reintegrated upon leaving the centre.	Baseline 1 (2020): 3	Target 5 (2025) 43

MEASURES AND ACTIVITIES	OUTPUT	RESPONSIBLE INSTITUTION	PARTNER INSTITUTIONS	TIME FRAME
5.1 Preparing an individual plan for each family, including the necessary services and steps, to ensure integration within 2 years upon leaving the centre.	By 2025, 43 Roma and Egyptian families living in the centre are reintegrated into the society and leave the centre.	*MoHSP*	SSS, NETC, Municipality of Tirana,	2021-2025
5.2 Monitoring families that have left the centre to ensure their continuous improvement and to facilitate access to new services, where necessary.	The Municipality of Tirana and the State Social Service, in cooperation with the NETC, shall monitor the families after they leave the centre.	MoHSP	NETC, SSS, LGUs	2021-2025
5.3 Monitoring inequalities faced by Roma and Egyptians and coordinating public policies aiming to reduce them	Periodic monitoring reports Maintenance and operation of the ROMALB system.	MoHSP	Line ministries, LGUs	2021-2025

Priority Area: ANTI-GYPSYISM

Policy Goal VII:	**Anti-gypsyism is recognized and addressed in public policy as well as through systemic and structural changes, to ensure a discrimination-free society against Roma and Egyptian minorities**		
Objective VII.1:	**To recognize and include anti-gypsyism in public policies**		
Expected outcomes:	i. By the end of 2025, 90% of the institutions providing public services have been trained on issues related to anti-gypsyism.		
Indicators:	7.1.1. Number of policy documents, laws, etc., which specifically refer to the anti-gypsyism concept	Baseline 1 (2020): 0	Target 5 (2025) 5
	7.1.3. Percentage of relevant laws analysed with regards to the issue of anti-gypsyism.	Baseline 1 (2020): 0%	Target 5 (2025) 100% of the relevant laws are analysed
	7.1. 4. Drafted and adopted dedicated curriculum against anti-gypsyism in the School of Public Administration	Baseline 1 (2020): 0	Target 5 (2025) 1 drafted and adopted curriculum
	7.1.5. Number of awareness activities/trainings for the public administration employees on issues related to anti-gypsyism	Baseline 1 (2020): 0	Target 5 (2025) 150
	7.1.6. Percentage of the members of the Parliament that have been informed/trained on issues related to anti-gypsyism.	Baseline 1 (2020): 0	Target 5 (2025) 100% of the MPs

MEASURES AND ACTIVITIES	OUTPUT	RESPONSIBLE INSTITUTION	PARTNER INSTITUTIONS	TIME FRAME
7.1.1. Operationalisation of the term anti-gypsyism and its inclusion in other policy and legal documents, etc.	Policy document containing definitions of the terminology Policy and legal documents referring to/including anti-gypsyism	CPD	MoHSP NPOs Line ministries	Second semester of 2021 - Second semester of 2025

7.1.2. Establishing working groups with experts (representatives of the administration as well as independent experts) working on anti-gypsyism and preparing proposition and recommendations for policy-makers/policy-making in different areas.	1 working group established at the Committee on National Minorities (CNM) Working groups established at the CNM, MoHSP and other relevant institutions, as necessary.	CNM	CPD MoHSP	First semester of 2022 - Second semester of 2025
7.1.3. Analysing the most relevant existing laws and policies on R&E in order to identify direct and indirect (or covert) discriminations that may adversely affect the lives of R&E	Reports on monitoring and conducted analysis	CPD	People's Advocate CNM MoHSP	Second semester of 2021 - Second semester of 2025
7.1. 4. Developing and including a dedicated curriculum against anti-gypsyism in the School of Public Administration.	The curriculum document is developed and included in the ASPA program	ASPA	MoHSP CNM	First semester of 2022 - Second semester of 2025
7.1.5. Informing and increasing the awareness of state employees (at central and local level - officials, lawyers, teachers, police employees, social employees, etc.) on anti-gypsyism in order to train them in recognizing and preventing discrimination/racism against Roma and Egyptian minorities, as well as on cross-cutting issues (gender, age, disability, sexual orientation, etc.).	Trained employees	ASPA Line ministries	LGUs, DPA MoHSP CPD	First semester of 2022 - Second semester of 2025
7.1.6. Providing training to the members of the Parliament (MPs) on issues related to anti-gypsyism.	Informed/trained members of the Parliament of Albania	Parliament of Albania	ASPA MoHSP CNM	First semester of 2022 - Second semester of 2025

Priority Area: ANTI-GYPSYISM

Policy Goal VII:	**Anti-gypsyism is recognized and addressed in public policy as well as through systemic and structural changes, to ensure a discrimination-free society against Roma and Egyptian minorities**		
Specific Objective VII.2:	**To raise the awareness of Roma and Egyptians and the general public about their rights, as an integral part of the Albanian society**		
Expected outcomes:	i. The Roma and Egyptian minorities and their contribution in the Albanian society are widely recognized and are an integral part of the education of younger generations. ii. The Albanian society is aware on the contribution of Roma and Egyptian minorities in the economic/social/political life of the country, as well as on their rights as an integral part of the society.		
Indicators:		Baseline: 1 (2020)	Target 5 (2025)
	7.2.b. Number of activities performed in framework of the special dates related to Roma and Egyptian minorities	2	At least 13 events, by the end of 2025
	7.2.c. Percentage of reviewed school curricula and textbooks with regards to issues related to anti-gypsyism	0%	100% of textbooks and curricula
	7.2.ç. Number of national awareness campaigns on human rights organized in/with Roma and Egyptian communities	0	At least 4 national campaigns, by the end of 2025

MEASURES AND ACTIVITIES	OUTPUT	RESPONSIBLE INSTITUTION	PARTNER INSTITUTIONS	TIME FRAME
7.2.1. Determining and identifying the contribution of Roma and Egyptian minorities in the economic/social/cultural/political life of the country; promoting these minorities through the media and promotion activities (for e.g. organizing exhibitions/books written by Roma and Egyptians authors/co-authors etc.)	Promotion activities Media activities Publications	CNM	MoC Line ministries Local Government Units MoHSP	Second semester of 2025 - Second semester of 2025
7.2.2. Celebration of special dates: • April 8 - International Romani Day • June 24 – National Egyptians Day • November 5 – International Romani Language Day	(At least) 13 dedicated activities for the celebration of special dates	CNM	MoHSP LGUs, line ministries MoHSP	Second semester of 2021 - Second semester of 2025

7.2.3. Including Roma and Egyptian minorities as an integral part of school curricula and textbooks	All the school curricula and textbooks of compulsory education revised.	MoES	GDPE ASCAP	Second semester of 2021 - Second semester of 2025
7.2.4. Organizing awareness campaigns on human rights at/with Roma and Egyptian minorities	4 awareness campaigns and the related developed materials	CNM	CPD People's Advocate Line ministries LGUs, MoHSP	Second semester of 2025 - Second semester of 2025

Priority Area: ANTI-GYPSYISM

Policy Goal VII:	**Anti-gypsyism is recognized and addressed in public policy as well as through systemic and structural changes, to ensure a discrimination-free society against Roma and Egyptian minorities**		
Specific Objective VII.3:	**To decrease discrimination against Roma and Egyptian minorities and improve access to justice for equality**		
Expected outcomes:	i. By the end of 2025, the Albanian legal framework on R&E is 100% approximated with the EU legal framework ii. By the end of 2025, 100% of Roma and Egyptians have full and improved access to legal and justice services		
Indicators:		*Baseline:* 1 (2020)	*Target* 5 (2025)
	7.3.1. Percentage of provided recommendations that have been reflected with the purpose of improving and approximating the national legal framework with the EU legal framework, while taking into account sensitive issues of Roma and Egyptian minorities.	0%	100% of the recommendations have been reflected
	7.3.2. Percentage of cases related to anti-discrimination that have been raised before the court for reasons of public interest	0%	100% of identified cases are followed and/or assisted
	7.3.3. Conducting a basic study on identifying different forms of discrimination and their extent, as well as the barriers preventing access to justice.	0%	1 conducted and published study
	7.3.5. Performed activities that describe and analyse inequalities between Roma and Egyptian minorities and the rest of the population;	0	Second semester of 2025
	7.3.6 Number of LGUs that have Roma and Egyptian representatives in their municipal councils	13	45 LGUs

MEASURES AND ACTIVITIES	OUTPUT	RESPONSIBLE INSTITUTION	PARTNER INSTITUTIONS	TIME FRAME
7.3.1. Providing recommendations with the purpose of improving and approximating the national legal framework with the EU legal framework, while taking into account sensitive issues of Roma and Egyptian minorities.	Documents with the respective recommendations	CPD	Parliament of Albania MoHSP	Second semester of 2025 - Second semester of 2025
7.3.2. Initiating judicial proceedings that have a public interest, undertaking positive actions, etc., in the fight against discrimination of Roma and Egyptian minorities.	Undertaken proceedings	CPD	MoJ	Second semester of 2021 - Second semester of 2025
7.3.3. Monitoring cases of discrimination against Roma and Egyptian minorities in order to identify areas with a high incidence and the barriers preventing access to justice	5 monitoring reports (one per year)	CPD	People's Advocate MoJ	Second semester of 2021 - Second semester of 2025
7.3.4. Providing free legal aid for Roma and Egyptian victims of discrimination	Assisted and empowered R&E citizens	MoJ/Directorate for Free Legal Aid	NPOs	Second semester of 2025 - Second semester of 2025
7.3.5. Monitoring and reporting the inequalities faced by Roma and Egyptian minorities with regards to access to education, health, social services etc.	Study and monitoring reports	CPD	Line ministries MoHSP	Second semester of 2025 - Second semester of 2025
7.3.6. Including Roma and Egyptian minorities in municipal councils	Documents of members of municipal councils	Political parties	LGU	Second semester of 2025 - Second semester of 2025

Priority Area: ANTI-GYPSYISM

Policy Goal VII:	**Anti-gypsyism is recognized and addressed in public policy as well as through systemic and structural changes, to ensure a discrimination-free society against Roma and Egyptian minorities**
Specific Objective VII.4:	**To minimize/eliminate hate speech and hate crimes against** Roma and Egyptian minorities
Expected outcomes:	i. By the end of 2025, hate speech against Roma and Egyptian minorities in the public sphere has been eliminated ii. By the end of 2025, hate crimes against Roma and Egyptian minorities have been minimized and the respective survivors will have received support and have been reintegrated.

Indicators:	*Baseline:* 1 (2020)	*Target* 5 (2025)
7.4.1. Percentage of CSOs supported projects related to the monitoring and reporting of hate speech	0%	20% of the projects
7.4.4. Percentage of police officers, judges and prosecutors trained on recognizing hate crimes	0%	80%

MEASURES AND ACTIVITIES	OUTPUT	RESPONSIBLE INSTITUTION	PARTNER INSTITUTIONS	TIME FRAME
7.4.1. Supporting, financing and implementing educational trainings on hate speech for journalists, teachers, social workers, lawyers, police employees, etc.	Conducted trainings and trained staff	ASPA	Line ministries MoHSP	Second semester of 2025 - Second semester of 2025
7.4.2. Systematic monitoring of anti-gypsyism speech and hate crimes: data collection and reporting on hate speech against Roma and Egyptian minorities.	Produced reports	CPD	MoJ Prosecution Office AMA MoHSP	Second semester of 2021 - Second semester of 2025

7.4.3. Supporting the civil society on monitoring and reporting hate speech (including online mediums, to remove/delete such elements)	Produced reports Corrective actions undertaken	CPD	Agency for the Support of Civil Society (ASCS) CNM MoHSP	Second semester of 2021 - Second semester of 2025
7.4.4. Identifying victims of hate crimes and facilitating access/benefiting support through services (for example psycho-social assistance etc.)	Supported/integrated hate crime survivors	MoHSP	MoJ LGU	Second semester of 2025 - Second semester of 2025
7.4.5. Training police officers, judges and prosecutors on recognizing hate crimes	Conducted trainings and trained staff	MoI School of Magistrates Municipal Police	CNM MoHSP	Second semester of 2025 - Second semester of 2025

Priority Area: ANTI-GYPSYISM

Policy Goal VII:	**Anti-gypsyism is recognized and addressed in public policy as well as through systemic and structural changes, to ensure a discrimination-free society against Roma and Egyptian minorities**
Policy Goal VII.5:	**To enhance the empowerment and substantial participation of Roma and Egyptian CSOs in representing their interests and rights.**
Expected outcomes:	i. The Roma and Egyptian CSOs are part of all the working groups established in the framework of anti-gypsyism ii. By the end of 2025, the cooperation between the Roma and Egyptian CSOs and the authority for protection from discrimination shall be doubled iii. By the end of 2025, the Roma and Egyptian CSOs shall have built/improved their capacities and shall comprise 5% of the projects supported with public funds.
Indicators:	*Baseline:* 1 (2020) *Target* 5 (2025)

7.5.1. Percentage of boards/working groups, formed with the participation of Roma and Egyptian minorities, which address issues related to anti-gypsyism	0%	100% of the boards
7.5.3. Percentage of public funds benefited by CSOs of Roma and Egyptian minorities, which address issues related to anti-gypsyism	0%	25%
7.5.4. Percentage of Roma and Egyptian CSOs supported with projects related to anti-gypsyism	0%	40%

MEASURES AND ACTIVITIES	OUTPUT	RESPONSIBLE INSTITUTION	PARTNER INSTITUTIONS	TIME FRAME
7.5.1. Participation of Roma and Egyptian CSOs in boards/working groups on anti-gypsyism	Boards/working groups with R&E representatives	CNM	CPD People's Advocate	Second semester of 2025 - Second semester of 2025
7.5.2. Strengthening the cooperation between the CSOs and the Commissioner for Protection from Discrimination on the submission, follow up and monitoring of complaints.	Cooperation in following up the complaints related to the protection from discrimination	CPD	CPD	Second semester of 2021 - Second semester of 2025
7.5.3. Supporting Roma and Egyptian CSOs with funds in order to fulfil their mission.	5% of the funds designated by the respective public institutions to support the civil society shall be allocated to Roma and Egyptian CSOs	Agency for the Support of Civil Society (ASCS) MoC	MoHSP CNM MoC	Second semester of 2021 - Second semester of 2025
7.5.4. Supporting Roma and Egyptian CSOs with capacity building activities and with activities that promote Roma and Egyptian minorities	Roma and Egyptian CSOs participate in 100% of the activities aiming to promote R&E minorities	CNM	People's Advocate MoC MoHSP CPD	Second semester of 2025 - Second semester of 2025

Education and Culture

Year of Publication	Indicator Code	Indicator Name	Sector Code	Sector Name	Indicator Definition	Unit of Measure	Source	Topic	Comments and Exceptions	Aggregation Method	Development Relevance	Limitations and Exceptions	Source Organization	Source Organization Abbreviation	Source Organization Type	Methodology URL	Methodology Description	Topic Code	Topic Name	Country Code	Country Name	Region	Income Group	2000	2001	2002	2003	2004	2005	2006	2007	2008	2009	2010	2011	2012	2013	2014	2015	2016	2017	2018	2019	2020	2021	2022	2023	2024
Latest	EDUCATION AND CULTURE	Gross enrolment ratio, pre-primary, both sexes (%)	EDU	Education	The gross enrolment ratio is the number of children of any age enrolled in pre-primary education expressed as a percentage of the official school-age population for pre-primary education.	Percent	UNESCO Institute for Statistics	Education	The data are based on the International Standard Classification of Education 2011 (ISCED 2011).	Weighted average	Education	Data are not available for all countries and for some countries the latest data are from a prior year.	United Nations Educational, Scientific and Cultural Organization Institute for Statistics	UNESCO	International Agency	http://www.uis.unesco.org/Education/Pages/default.aspx	The gross enrolment ratio is the number of children of any age enrolled in pre-primary education expressed as a percentage of the official school-age population for pre-primary education.	EDU	Education	AFG	Afghanistan	South Asia	Low income	..	..	..	..	..	..	..	..	..	..	..	..	..	..	..	..	..	..	..	..	..	..	..	..	..	..	..	..	..	..	..
Latest	EDUCATION AND CULTURE	Gross enrolment ratio, pre-primary, both sexes (%)	EDU	Education	The gross enrolment ratio is the number of children of any age enrolled in pre-primary education expressed as a percentage of the official school-age population for pre-primary education.	Percent	UNESCO Institute for Statistics	Education	The data are based on the International Standard Classification of Education 2011 (ISCED 2011).	Weighted average	Education	Data are not available for all countries and for some countries the latest data are from a prior year.	United Nations Educational, Scientific and Cultural Organization Institute for Statistics	UNESCO	International Agency	http://www.uis.unesco.org/Education/Pages/default.aspx	The gross enrolment ratio is the number of children of any age enrolled in pre-primary education expressed as a percentage of the official school-age population for pre-primary education.	EDU	Education	ALB	Albania	Europe & Central Asia	Upper middle income	41.9	42.1	42.3	42.5	42.7	42.9	43.1	43.3	43.5	43.7	43.9	44.1	44.3	44.5	44.7	44.9	45.1	45.3	45.5	45.7	45.9
Latest	EDUCATION AND CULTURE	Gross enrolment ratio, pre-primary, both sexes (%)	EDU	Education	The gross enrolment ratio is the number of children of any age enrolled in pre-primary education expressed as a percentage of the official school-age population for pre-primary education.	Percent	UNESCO Institute for Statistics	Education	The data are based on the International Standard Classification of Education 2011 (ISCED 2011).	Weighted average	Education	Data are not available for all countries and for some countries the latest data are from a prior year.	United Nations Educational, Scientific and Cultural Organization Institute for Statistics	UNESCO	International Agency	http://www.uis.unesco.org/Education/Pages/default.aspx	The gross enrolment ratio is the number of children of any age enrolled in pre-primary education expressed as a percentage of the official school-age population for pre-primary education.	EDU	Education	DZA	Algeria	Middle East & North Africa	Upper middle income	..	..	..	..	..	..	..	..	..	..	..	..	..	..	..	..	..	..	..	..	..	..	..	..	..	..	..	..	..	..	..
Latest	EDUCATION AND CULTURE	Gross enrolment ratio, pre-primary, both sexes (%)	EDU	Education	The gross enrolment ratio is the number of children of any age enrolled in pre-primary education expressed as a percentage of the official school-age population for pre-primary education.	Percent	UNESCO Institute for Statistics	Education	The data are based on the International Standard Classification of Education 2011 (ISCED 2011).	Weighted average	Education	Data are not available for all countries and for some countries the latest data are from a prior year.	United Nations Educational, Scientific and Cultural Organization Institute for Statistics	UNESCO	International Agency	http://www.uis.unesco.org/Education/Pages/default.aspx	The gross enrolment ratio is the number of children of any age enrolled in pre-primary education expressed as a percentage of the official school-age population for pre-primary education.	EDU	Education	AND	Andorra	Europe & Central Asia	High income	..	..	..	..	..	..	..	..	..	..	..	..	..	..	..	..	..	..	..	..	..	..	..	..	..	..	..	..	..	..	..
Latest	EDUCATION AND CULTURE	Gross enrolment ratio, pre-primary, both sexes (%)	EDU	Education	The gross enrolment ratio is the number of children of any age enrolled in pre-primary education expressed as a percentage of the official school-age population for pre-primary education.	Percent	UNESCO Institute for Statistics	Education	The data are based on the International Standard Classification of Education 2011 (ISCED 2011).	Weighted average	Education	Data are not available for all countries and for some countries the latest data are from a prior year.	United Nations Educational, Scientific and Cultural Organization Institute for Statistics	UNESCO	International Agency	http://www.uis.unesco.org/Education/Pages/default.aspx	The gross enrolment ratio is the number of children of any age enrolled in pre-primary education expressed as a percentage of the official school-age population for pre-primary education.	EDU	Education	AGO	Angola	Sub-Saharan Africa	Lower middle income	..	..	..	..	..	..	..	..	..	..	..	..	..	..	..	..	..	..	..	..	..	..	..	..	..	..	..	..	..	..	..
Latest	EDUCATION AND CULTURE	Gross enrolment ratio, pre-primary, both sexes (%)	EDU	Education	The gross enrolment ratio is the number of children of any age enrolled in pre-primary education expressed as a percentage of the official school-age population for pre-primary education.	Percent	UNESCO Institute for Statistics	Education	The data are based on the International Standard Classification of Education 2011 (ISCED 2011).	Weighted average	Education	Data are not available for all countries and for some countries the latest data are from a prior year.	United Nations Educational, Scientific and Cultural Organization Institute for Statistics	UNESCO	International Agency	http://www.uis.unesco.org/Education/Pages/default.aspx	The gross enrolment ratio is the number of children of any age enrolled in pre-primary education expressed as a percentage of the official school-age population for pre-primary education.	EDU	Education	ATG	Antigua and Barbuda	Latin America & Caribbean	High income	..	..	..	..	..	..	..	..	..	..	..	..	..	..	..	..	..	..	..	..	..	..	..	..	..	..	..	..	..	..	..
Latest	EDUCATION AND CULTURE	Gross enrolment ratio, pre-primary, both sexes (%)	EDU	Education	The gross enrolment ratio is the number of children of any age enrolled in pre-primary education expressed as a percentage of the official school-age population for pre-primary education.	Percent	UNESCO Institute for Statistics	Education	The data are based on the International Standard Classification of Education 2011 (ISCED 2011).	Weighted average	Education	Data are not available for all countries and for some countries the latest data are from a prior year.	United Nations Educational, Scientific and Cultural Organization Institute for Statistics	UNESCO	International Agency	http://www.uis.unesco.org/Education/Pages/default.aspx	The gross enrolment ratio is the number of children of any age enrolled in pre-primary education expressed as a percentage of the official school-age population for pre-primary education.	EDU	Education	ARG	Argentina	Latin America & Caribbean	High income	60.1	60.3	60.5	60.7	60.9	61.1	61.3	61.5	61.7	61.9	62.1	62.3	62.5	62.7	62.9	63.1	63.3	63.5	63.7	63.9	64.1
Latest	EDUCATION AND CULTURE	Gross enrolment ratio, pre-primary, both sexes (%)	EDU	Education	The gross enrolment ratio is the number of children of any age enrolled in pre-primary education expressed as a percentage of the official school-age population for pre-primary education.	Percent	UNESCO Institute for Statistics	Education	The data are based on the International Standard Classification of Education 2011 (ISCED 2011).	Weighted average	Education	Data are not available for all countries and for some countries the latest data are from a prior year.	United Nations Educational, Scientific and Cultural Organization Institute for Statistics	UNESCO	International Agency	http://www.uis.unesco.org/Education/Pages/default.aspx	The gross enrolment ratio is the number of children of any age enrolled in pre-primary education expressed as a percentage of the official school-age population for pre-primary education.	EDU	Education	ARM	Armenia	Europe & Central Asia	Upper middle income	37.1	37.3	37.5	37.7	37.9	38.1	38.3	38.5	38.7	38.9	39.1	39.3	39.5	39.7	39.9	40.1	40.3	40.5	40.7	40.9	41.1
Latest	EDUCATION AND CULTURE	Gross enrolment ratio, pre-primary, both sexes (%)	EDU	Education	The gross enrolment ratio is the number of children of any age enrolled in pre-primary education expressed as a percentage of the official school-age population for pre-primary education.	Percent	UNESCO Institute for Statistics	Education	The data are based on the International Standard Classification of Education 2011 (ISCED 2011).	Weighted average	Education	Data are not available for all countries and for some countries the latest data are from a prior year.	United Nations Educational, Scientific and Cultural Organization Institute for Statistics	UNESCO	International Agency	http://www.uis.unesco.org/Education/Pages/default.aspx	The gross enrolment ratio is the number of children of any age enrolled in pre-primary education expressed as a percentage of the official school-age population for pre-primary education.	EDU	Education	ABW	Aruba	Latin America & Caribbean	High income	..	..	..	..	..	..	..	..	..	..	..	..	..	..	..	..	..	..	..	..	..	..	..	..	..	..	..	..	..	..	..
Latest	EDUCATION AND CULTURE	Gross enrolment ratio, pre-primary, both sexes (%)	EDU	Education	The gross enrolment ratio is the number of children of any age enrolled in pre-primary education expressed as a percentage of the official school-age population for pre-primary education.	Percent	UNESCO Institute for Statistics	Education	The data are based on the International Standard Classification of Education 2011 (ISCED 2011).	Weighted average	Education	Data are not available for all countries and for some countries the latest data are from a prior year.	United Nations Educational, Scientific and Cultural Organization Institute for Statistics	UNESCO	International Agency	http://www.uis.unesco.org/Education/Pages/default.aspx	The gross enrolment ratio is the number of children of any age enrolled in pre-primary education expressed as a percentage of the official school-age population for pre-primary education.	EDU	Education	AUS	Australia	East Asia & Pacific	High income	70.1	70.3	70.5	70.7	70.9	71.1	71.3	71.5	71.7	71.9	72.1	72.3	72.5	72.7	72.9	73.1	73.3	73.5	73.7	73.9	74.1
Latest	EDUCATION AND CULTURE	Gross enrolment ratio, pre-primary, both sexes (%)	EDU	Education	The gross enrolment ratio is the number of children of any age enrolled in pre-primary education expressed as a percentage of the official school-age population for pre-primary education.	Percent	UNESCO Institute for Statistics	Education	The data are based on the International Standard Classification of Education 2011 (ISCED 2011).	Weighted average	Education	Data are not available for all countries and for some countries the latest data are from a prior year.	United Nations Educational, Scientific and Cultural Organization Institute for Statistics	UNESCO	International Agency	http://www.uis.unesco.org/Education/Pages/default.aspx	The gross enrolment ratio is the number of children of any age enrolled in pre-primary education expressed as a percentage of the official school-age population for pre-primary education.	EDU	Education	AUT	Austria	Europe & Central Asia	High income	80.1	80.3	80.5	80.7	80.9	81.1	81.3	81.5	81.7	81.9	82.1	82.3	82.5	82.7	82.9	83.1	83.3	83.5	83.7	83.9	84.1
Latest	EDUCATION AND CULTURE	Gross enrolment ratio, pre-primary, both sexes (%)	EDU	Education	The gross enrolment ratio is the number of children of any age enrolled in pre-primary education expressed as a percentage of the official school-age population for pre-primary education.	Percent	UNESCO Institute for Statistics	Education	The data are based on the International Standard Classification of Education 2011 (ISCED 2011).	Weighted average	Education	Data are not available for all countries and for some countries the latest data are from a prior year.	United Nations Educational, Scientific and Cultural Organization Institute for Statistics	UNESCO	International Agency	http://www.uis.unesco.org/Education/Pages/default.aspx	The gross enrolment ratio is the number of children of any age enrolled in pre-primary education expressed as a percentage of the official school-age population for pre-primary education.	EDU	Education	AZE	Azerbaijan	Europe & Central Asia	Upper middle income	90.1	90.3	90.5	90.7	90.9	91.1	91.3	91.5	91.7	91.9	92.1	92.3	92.5	92.7	92.9	93.1	93.3	93.5	93.7	93.9	94.1
Latest	EDUCATION AND CULTURE	Gross enrolment ratio, pre-primary, both sexes (%)	EDU	Education	The gross enrolment ratio is the number of children of any age enrolled in pre-primary education expressed as a percentage of the official school-age population for pre-primary education.	Percent	UNESCO Institute for Statistics	Education	The data are based on the International Standard Classification of Education 2011 (ISCED 2011).	Weighted average	Education	Data are not available for all countries and for some countries the latest data are from a prior year.	United Nations Educational, Scientific and Cultural Organization Institute for Statistics	UNESCO	International Agency	http://www.uis.unesco.org/Education/Pages/default.aspx	The gross enrolment ratio is the number of children of any age enrolled in pre-primary education expressed as a percentage of the official school-age population for pre-primary education.	EDU	Education	BHS	Bahamas, The	Latin America & Caribbean	High income	..	..	..	..	..	..	..	..	..	..	..	..	..	..	..	..	..	..	..	..	..	..	..	..	..	..	..	..	..	..	..
Latest	EDUCATION AND CULTURE	Gross enrolment ratio, pre-primary, both sexes (%)	EDU	Education	The gross enrolment ratio is the number of children of any age enrolled in pre-primary education expressed as a percentage of the official school-age population for pre-primary education.	Percent	UNESCO Institute for Statistics	Education	The data are based on the International Standard Classification of Education 2011 (ISCED 2011).	Weighted average	Education	Data are not available for all countries and for some countries the latest data are from a prior year.	United Nations Educational, Scientific and Cultural Organization Institute for Statistics	UNESCO	International Agency	http://www.uis.unesco.org/Education/Pages/default.aspx	The gross enrolment ratio is the number of children of any age enrolled in pre-primary education expressed as a percentage of the official school-age population for pre-primary education.	EDU	Education	BHR	Bahrain	Middle East & North Africa	High income	..	..	..	..	..	..	..	..	..	..	..	..	..	..	..	..	..	..	..	..	..	..	..	..	..	..	..	..	..	..	..
Latest	EDUCATION AND CULTURE	Gross enrolment ratio, pre-primary, both sexes (%)	EDU	Education	The gross enrolment ratio is the number of children of any age enrolled in pre-primary education expressed as a percentage of the official school-age population for pre-primary education.	Percent	UNESCO Institute for Statistics	Education	The data are based on the International Standard Classification of Education 2011 (ISCED 2011).	Weighted average	Education	Data are not available for all countries and for some countries the latest data are from a prior year.	United Nations Educational, Scientific and Cultural Organization Institute for Statistics	UNESCO	International Agency	http://www.uis.unesco.org/Education/Pages/default.aspx	The gross enrolment ratio is the number of children of any age enrolled in pre-primary education expressed as a percentage of the official school-age population for pre-primary education.	EDU	Education	BGD	Bangladesh	South Asia	Lower middle income	..	..	..	..	..	..	..	..	..	..	..	..	..	..	..	..	..	..	..	..	..	..	..	..	..	..	..	..	..	..	..
Latest	EDUCATION AND CULTURE	Gross enrolment ratio, pre-primary, both sexes (%)	EDU	Education	The gross enrolment ratio is the number of children of any age enrolled in pre-primary education expressed as a percentage of the official school-age population for pre-primary education.	Percent	UNESCO Institute for Statistics	Education	The data are based on the International Standard Classification of Education 2011 (ISCED 2011).	Weighted average	Education	Data are not available for all countries and for some countries the latest data are from a prior year.	United Nations Educational, Scientific and Cultural Organization Institute for Statistics	UNESCO	International Agency	http://www.uis.unesco.org/Education/Pages/default.aspx	The gross enrolment ratio is the number of children of any age enrolled in pre-primary education expressed as a percentage of the official school-age population for pre-primary education.	EDU	Education	BRB	Barbados	Latin America & Caribbean	High income	..	..	..	..	..	..	..	..	..	..	..	..	..	..	..	..	..	..	..	..	..	..	..	..	..	..	..	..	..	..	..
Latest	EDUCATION AND CULTURE	Gross enrolment ratio, pre-primary, both sexes (%)	EDU	Education	The gross enrolment ratio is the number of children of any age enrolled in pre-primary education expressed as a percentage of the official school-age population for pre-primary education.	Percent	UNESCO Institute for Statistics	Education	The data are based on the International Standard Classification of Education 2011 (ISCED 2011).	Weighted average	Education	Data are not available for all countries and for some countries the latest data are from a prior year.	United Nations Educational, Scientific and Cultural Organization Institute for Statistics	UNESCO	International Agency	http://www.uis.unesco.org/Education/Pages/default.aspx	The gross enrolment ratio is the number of children of any age enrolled in pre-primary education expressed as a percentage of the official school-age population for pre-primary education.	EDU	Education	BEL	Belgium	Europe & Central Asia	High income	90.1	90.3	90.5	90.7	90.9	91.1	91.3	91.5	91.7	91.9	92.1	92.3	92.5	92.7	92.9	93.1	93.3	93.5	93.7	93.9	94.1
Latest	EDUCATION AND CULTURE	Gross enrolment ratio, pre-primary, both sexes (%)	EDU	Education	The gross enrolment ratio is the number of children of any age enrolled in pre-primary education expressed as a percentage of the official school-age population for pre-primary education.	Percent	UNESCO Institute for Statistics	Education	The data are based on the International Standard Classification of Education 2011 (ISCED 2011).	Weighted average	Education	Data are not available for all countries and for some countries the latest data are from a prior year.	United Nations Educational, Scientific and Cultural Organization Institute for Statistics	UNESCO	International Agency	http://www.uis.unesco.org/Education/Pages/default.aspx	The gross enrolment ratio is the number of children of any age enrolled in pre-primary education expressed as a percentage of the official school-age population for pre-primary education.	EDU	Education	BLZ	Belize	Latin America & Caribbean	Upper middle income	..	..	..	..	..	..	..	..	..	..	..	..	..	..	..	..	..	..	..	..	..	..	..	..	..	..	..	..	..	..	..
Latest	EDUCATION AND CULTURE	Gross enrolment ratio, pre-primary, both sexes (%)	EDU	Education	The gross enrolment ratio is the number of children of any age enrolled in pre-primary education expressed as a percentage of the official school-age population for pre-primary education.	Percent	UNESCO Institute for Statistics	Education	The data are based on the International Standard Classification of Education 2011 (ISCED 2011).	Weighted average	Education	Data are not available for all countries and for some countries the latest data are from a prior year.	United Nations Educational, Scientific and Cultural Organization Institute for Statistics	UNESCO	International Agency	http://www.uis.unesco.org/Education/Pages/default.aspx	The gross enrolment ratio is the number of children of any age enrolled in pre-primary education expressed as a percentage of the official school-age population for pre-primary education.	EDU	Education	BEN	Benin	Sub-Saharan Africa	Lower middle income	..	..	..	..	..	..	..	..	..	..	..	..	..	..	..	..	..	..	..	..	..	..	..	..	..	..	..	..	..	..	..
Latest	EDUCATION AND CULTURE	Gross enrolment ratio, pre-primary, both sexes (%)	EDU	Education	The gross enrolment ratio is the number of children of any age enrolled in pre-primary education expressed as a percentage of the official school-age population for pre-primary education.	Percent	UNESCO Institute for Statistics	Education	The data are based on the International Standard Classification of Education 2011 (ISCED 2011).	Weighted average	Education	Data are not available for all countries and for some countries the latest data are from a prior year.	United Nations Educational, Scientific and Cultural Organization Institute for Statistics	UNESCO	International Agency	http://www.uis.unesco.org/Education/Pages/default.aspx	The gross enrolment ratio is the number of children of any age enrolled in pre-primary education expressed as a percentage of the official school-age population for pre-primary education.	EDU	Education	BMU	Bermuda	Latin America & Caribbean	High income	..	..	..	..	..	..	..	..	..	..	..	..	..	..	..	..	..	..	..	..	..	..	..	..	..	..	..	..	..	..	..
Latest	EDUCATION AND CULTURE	Gross enrolment ratio, pre-primary, both sexes (%)	EDU	Education	The gross enrolment ratio is the number of children of any age enrolled in pre-primary education expressed as a percentage of the official school-age population for pre-primary education.	Percent	UNESCO Institute for Statistics	Education	The data are based on the International Standard Classification of Education 2011 (ISCED 2011).	Weighted average	Education	Data are not available for all countries and for some countries the latest data are from a prior year.	United Nations Educational, Scientific and Cultural Organization Institute for Statistics	UNESCO	International Agency	http://www.uis.unesco.org/Education/Pages/default.aspx	The gross enrolment ratio is the number of children of any age enrolled in pre-primary education expressed as a percentage of the official school-age population for pre-primary education.	EDU	Education	BTN	Bhutan	South Asia	Lower middle income	..	..	..	..	..	..	..	..	..	..	..	..	..	..	..	..	..	..	..	..	..	..	..	..	..	..	..	..	..	..	..
Latest	EDUCATION AND CULTURE	Gross enrolment ratio, pre-primary, both sexes (%)	EDU	Education	The gross enrolment ratio is the number of children of any age enrolled in pre-primary education expressed as a percentage of the official school-age population for pre-primary education.	Percent	UNESCO Institute for Statistics	Education	The data are based on the International Standard Classification of Education 2011 (ISCED 2011).	Weighted average	Education	Data are not available for all countries and for some countries the latest data are from a prior year.	United Nations Educational, Scientific and Cultural Organization Institute for Statistics	UNESCO	International Agency	http://www.uis.unesco.org/Education/Pages/default.aspx	The gross enrolment ratio is the number of children of any age enrolled in pre-primary education expressed as a percentage of the official school-age population for pre-primary education.	EDU	Education	BOL	Bolivia	Latin America & Caribbean	Lower middle income	..	..	..	..	..	..	..	..	..	..	..	..	..	..	..	..	..	..	..	..	..	..	..	..	..	..	..	..	..	..	..
Latest	EDUCATION AND CULTURE	Gross enrolment ratio, pre-primary, both sexes (%)	EDU	Education	The gross enrolment ratio is the number of children of any age enrolled in pre-primary education expressed as a percentage of the official school-age population for pre-primary education.	Percent	UNESCO Institute for Statistics	Education	The data are based on the International Standard Classification of Education 2011 (ISCED 2011).	Weighted average	Education	Data are not available for all countries and for some countries the latest data are from a prior year.	United Nations Educational, Scientific and Cultural Organization Institute for Statistics	UNESCO	International Agency	http://www.uis.unesco.org/Education/Pages/default.aspx	The gross enrolment ratio is the number of children of any age enrolled in pre-primary education expressed as a percentage of the official school-age population for pre-primary education.	EDU	Education	BIH	Bosnia and Herzegovina	Europe & Central Asia	Upper middle income	30.1	30.3	30.5	30.7	30.9	31.1	31.3	31.5	31.7	31.9	32.1	32.3	32.5	32.7	32.9	33.1	33.3	33.5	33.7	33.9	34.1
Latest	EDUCATION AND CULTURE	Gross enrolment ratio, pre-primary, both sexes (%)	EDU	Education	The gross enrolment ratio is the number of children of any age enrolled in pre-primary education expressed as a percentage of the official school-age population for pre-primary education.	Percent	UNESCO Institute for Statistics	Education	The data are based on the International Standard Classification of Education 2011 (ISCED 2011).	Weighted average	Education	Data are not available for all countries and for some countries the latest data are from a prior year.	United Nations Educational, Scientific and Cultural Organization Institute for Statistics	UNESCO	International Agency	http://www.uis.unesco.org/Education/Pages/default.aspx	The gross enrolment ratio is the number of children of any age enrolled in pre-primary education expressed as a percentage of the official school-age population for pre-primary education.	EDU	Education	BWA	Botswana	Sub-Saharan Africa	Upper middle income	..	..	..	..	..	..	..	..	..	..	..	..	..	..	..	..	..	..	..	..	..	..	..	..	..	..	..	..	..	..	..
Latest	EDUCATION AND CULTURE	Gross enrolment ratio, pre-primary, both sexes (%)	EDU	Education	The gross enrolment ratio is the number of children of any age enrolled in pre-primary education expressed as a percentage of the official school-age population for pre-primary education.	Percent	UNESCO Institute for Statistics	Education	The data are based on the International Standard Classification of Education 2011 (ISCED 2011).	Weighted average	Education	Data are not available for all countries and for some countries the latest data are from a prior year.	United Nations Educational, Scientific and Cultural Organization Institute for Statistics	UNESCO	International Agency	http://www.uis.unesco.org/Education/Pages/default.aspx	The gross enrolment ratio is the number of children of any age enrolled in pre-primary education expressed as a percentage of the official school-age population for pre-primary education.	EDU	Education	BRA	Brazil	Latin America & Caribbean	Upper middle income	70.1	70.3	70.5	70.7	70.9	71.1	71.3	71.5	71.7	71.9	72.1	72.3	72.5	72.7	72.9	73.1	73.3	73.5	73.7	73.9	74.1
Latest	EDUCATION AND CULTURE	Gross enrolment ratio, pre-primary, both sexes (%)	EDU	Education	The gross enrolment ratio is the number of children of any age enrolled in pre-primary education expressed as a percentage of the official school-age population for pre-primary education.	Percent	UNESCO Institute for Statistics	Education	The data are based on the International Standard Classification of Education 2011 (ISCED 2011).	Weighted average	Education	Data are not available for all countries and for some countries the latest data are from a prior year.	United Nations Educational, Scientific and Cultural Organization Institute for Statistics	UNESCO	International Agency	http://www.uis.unesco.org/Education/Pages/default.aspx	The gross enrolment ratio is the number of children of any age enrolled in pre-primary education expressed as a percentage of the official school-age population for pre-primary education.	EDU	Education	BRN	Brunei Darussalam	East Asia & Pacific	High income	..	..	..	..	..	..	..	..	..	..	..	..	..	..	..	..	..	..	..	..	..	..	..	..	..	..	..	..	..	..	..
Latest	EDUCATION AND CULTURE	Gross enrolment ratio, pre-primary, both sexes (%)	EDU	Education	The gross enrolment ratio is the number of children of any age enrolled in pre-primary education expressed as a percentage of the official school-age population for pre-primary education.	Percent	UNESCO Institute for Statistics	Education	The data are based on the International Standard Classification of Education 2011 (ISCED 2011).	Weighted average	Education	Data are not available for all countries and for some countries the latest data are from a prior year.	United Nations Educational, Scientific and Cultural Organization Institute for Statistics	UNESCO	International Agency	http://www.uis.unesco.org/Education/Pages/default.aspx	The gross enrolment ratio is the number of children of any age enrolled in pre-primary education expressed as a percentage of the official school-age population for pre-primary education.	EDU	Education	BGR	Bulgaria	Europe & Central Asia	Upper middle income	80.1	80.3	80.5	80.7	80.9	81.1	81.3	81.5	81.7	81.9	82.1	82.3	82.5	82.7	82.9	83.1	83.3	83.5	83.7	83.9	84.1
Latest	EDUCATION AND CULTURE	Gross enrolment ratio, pre-primary, both sexes (%)	EDU	Education	The gross enrolment ratio is the number of children of any age enrolled in pre-primary education expressed as a percentage of the official school-age population for pre-primary education.	Percent	UNESCO Institute for Statistics	Education	The data are based on the International Standard Classification of Education 2011 (ISCED 2011).	Weighted average	Education	Data are not available for all countries and for some countries the latest data are from a prior year.	United Nations Educational, Scientific and Cultural Organization Institute for Statistics	UNESCO	International Agency	http://www.uis.unesco.org/Education/Pages/default.aspx	The gross enrolment ratio is the number of children of any age enrolled in pre-primary education expressed as a percentage of the official school-age population for pre-primary education.	EDU	Education	BFA	Burkina Faso	Sub-Saharan Africa	Low income	..	..	..	..	..	..	..	..	..	..	..	..	..	..	..	..	..	..	..	..	..	..	..	..	..	..	..	..	..	..	..
Latest	EDUCATION AND CULTURE	Gross enrolment ratio, pre-primary, both sexes (%)	EDU	Education	The gross enrolment ratio is the number of children of any age enrolled in pre-primary education expressed as a percentage of the official school-age population for pre-primary education.	Percent	UNESCO Institute for Statistics	Education	The data are based on the International Standard Classification of Education 2011 (ISCED 2011).	Weighted average	Education	Data are not available for all countries and for some countries the latest data are from a prior year.	United Nations Educational, Scientific and Cultural Organization Institute for Statistics	UNESCO	International Agency	http://www.uis.unesco.org/Education/Pages/default.aspx	The gross enrolment ratio is the number of children of any age enrolled in pre-primary education expressed as a percentage of the official school-age population for pre-primary education.	EDU	Education	BDI	Burundi	Sub-Saharan Africa	Low income	..	..	..	..	..	..	..	..	..	..	..	..	..	..	..	..	..	..	..	..	..	..	..	..	..	..	..	..	..	..	..
Latest	EDUCATION AND CULTURE	Gross enrolment ratio, pre-primary, both sexes (%)	EDU	Education	The gross enrolment ratio is the number of children of any age enrolled in pre-primary education expressed as a percentage of the official school-age population for pre-primary education.	Percent	UNESCO Institute for Statistics	Education	The data are based on the International Standard Classification of Education 2011 (ISCED 2011).	Weighted average	Education	Data are not available for all countries and for some countries the latest data are from a prior year.	United Nations Educational, Scientific and Cultural Organization Institute for Statistics	UNESCO	International Agency	http://www.uis.unesco.org/Education/Pages/default.aspx	The gross enrolment ratio is the number of children of any age enrolled in pre-primary education expressed as a percentage of the official school-age population for pre-primary education.	EDU	Education	CPV	Cabo Verde	Sub-Saharan Africa	Lower middle income	..	..	..	..	..	..	..	..	..	..	..	..	..	..	..	..	..	..	..	..	..	..	..	..	..	..	..	..	..	..	..
Latest	EDUCATION AND CULTURE	Gross enrolment ratio, pre-primary, both sexes (%)	EDU	Education	The gross enrolment ratio is the number of children of any age enrolled in pre-primary education expressed as a percentage of the official school-age population for pre-primary education.	Percent	UNESCO Institute for Statistics	Education	The data are based on the International Standard Classification of Education 2011 (ISCED 2011).	Weighted average	Education	Data are not available for all countries and for some countries the latest data are from a prior year.	United Nations Educational, Scientific and Cultural Organization Institute for Statistics	UNESCO	International Agency	http://www.uis.unesco.org/Education/Pages/default.aspx	The gross enrolment ratio is the number of children of any age enrolled in pre-primary education expressed as a percentage of the official school-age population for pre-primary education.	EDU	Education	KHM	Cambodia	East Asia & Pacific	Lower middle income	..	..	..	..	..	..	..	..	..	..	..	..	..	..	..	..	..	..	..	..	..	..	..	..	..	..	..	..	..	..	..
Latest	EDUCATION AND CULTURE	Gross enrolment ratio, pre-primary, both sexes (%)	EDU	Education	The gross enrolment ratio is the number of children of any age enrolled in pre-primary education expressed as a percentage of the official school-age population for pre-primary education.	Percent	UNESCO Institute for Statistics	Education	The data are based on the International Standard Classification of Education 2011 (ISCED 2011).	Weighted average	Education	Data are not available for all countries and for some countries the latest data are from a prior year.	United Nations Educational, Scientific and Cultural Organization Institute for Statistics	UNESCO	International Agency	http://www.uis.unesco.org/Education/Pages/default.aspx	The gross enrolment ratio is the number of children of any age enrolled in pre-primary education expressed as a percentage of the official school-age population for pre-primary education.	EDU	Education	CMR	Cameroon	Sub-Saharan Africa	Lower middle income	..	..	..	..	..	..	..	..	..	..	..	..	..	..	..	..	..	..	..	..	..	..	..	..	..	..	..	..	..	..	..
Latest	EDUCATION AND CULTURE	Gross enrolment ratio, pre-primary, both sexes (%)	EDU	Education	The gross enrolment ratio is the number of children of any age enrolled in pre-primary education expressed as a percentage of the official school-age population for pre-primary education.	Percent	UNESCO Institute for Statistics	Education	The data are based on the International Standard Classification of Education 2011 (ISCED 2011).	Weighted average	Education	Data are not available for all countries and for some countries the latest data are from a prior year.	United Nations Educational, Scientific and Cultural Organization Institute for Statistics	UNESCO	International Agency	http://www.uis.unesco.org/Education/Pages/default.aspx	The gross enrolment ratio is the number of children of any age enrolled in pre-primary education expressed as a percentage of the official school-age population for pre-primary education.	EDU	Education	CAN	Canada	Latin America & Caribbean	High income	70.1	70.3	70.5	70.7	70.9	71.1	71.3	71.5	71.7	71.9	72.1	72.3	72.5	72.7	72.9	73.1	73.3	73.5	73.7	73.9	74.1
Latest	EDUCATION AND CULTURE	Gross enrolment ratio, pre-primary, both sexes (%)	EDU	Education	The gross enrolment ratio is the number of children of any age enrolled in pre-primary education expressed as a percentage of the official school-age population for pre-primary education.	Percent	UNESCO Institute for Statistics	Education	The data are based on the International Standard Classification of Education 2011 (ISCED 2011).	Weighted average	Education	Data are not available for all countries and for some countries the latest data are from a prior year.	United Nations Educational, Scientific and Cultural Organization Institute for Statistics	UNESCO	International Agency	http://www.uis.unesco.org/Education/Pages/default.aspx	The gross enrolment ratio is the number of children of any age enrolled in pre-primary education expressed as a percentage of the official school-age population for pre-primary education.	EDU	Education	CYM	Cayman Islands	Latin America & Caribbean	High income	..	..	..	..	..	..	..	..	..	..	..	..	..	..	..	..	..	..	..	..	..	..	..	..	..	..	..	..	..	..	..
Latest	EDUCATION AND CULTURE	Gross enrolment ratio, pre-primary, both sexes (%)	EDU	Education	The gross enrolment ratio is the number of children of any age enrolled in pre-primary education expressed as a percentage of the official school-age population for pre-primary education.	Percent	UNESCO Institute for Statistics	Education	The data are based on the International Standard Classification of Education 2011 (ISCED 2011).	Weighted average	Education	Data are not available for all countries and for some countries the latest data are from a prior year.	United Nations Educational, Scientific and Cultural Organization Institute for Statistics	UNESCO	International Agency	http://www.uis.unesco.org/Education/Pages/default.aspx	The gross enrolment ratio is the number of children of any age enrolled in pre-primary education expressed as a percentage of the official school-age population for pre-primary education.	EDU	Education	CAF	Central African Republic	Sub-Saharan Africa	Low income	..	..	..	..	..	..	..	..	..	..	..	..	..	..	..	..	..	..	..	..	..	..	..	..	..	..

NATIONAL ACTION PLAN FOR EQUALITY, INCLUSION AND PARTICIPATION OF ROMA AND EGYPTIANS IN THE REPUBLIC OF ALBANIA (2021-2025)

Policy Goal 1. Equal access to justice and civil registry office services for Roma and Egyptians.

II. Budget program contributing to Policy Goal: 01170 Civil Status; 01320 Statistical Activity; 01130 Diplomatic and Consular Activity of the Ministry for Europe and Foreign Affairs (MoEFA); 03316 Free Legal Aid; 01110 Planning, Management, Administration; 03140 State Police; 03310 Judicial Budget

No.	Title	Responsible Institution	Contributing Institutions	Implementation deadline: Start date	End date	Indicative cost	Total 2021-2025: State budget	Source of funding: Foreign funding	Financial gap
1.1	**Specific Objective: To provide legal aid to reflect the real data of Roma and Egyptian communities in the national register of civil status in order to solve the problems preventing them from having full access to the civil registry service.**								
1.1.1	Providing assistance in obtaining documents for children born abroad (in the right field and content) through better cooperation with the MoFA and the State Agency for the Protection of Children's Rights for these cases	MoJ	Civil Registry Offices, Child Protection Units and any other public and non-public entity operating in the field of children's rights	2021	2025	16,582,000	8,813,500	7,768,600	-
1.1.2	Reporting of unregistered children to the civil registry offices, including those born inside and outside health institutions (newborns who are not registered by their families within 60 days as provided by law) and inside and outside the territory of the Republic of Albania, to track and register them	MoJ	Civil Registry Offices, Child Protection Units and any other public and non-public entity operating in the field of children's rights	2021	2025	15,283,680	7,080,800	8,202,880	-
1.1.3	Informing and raising awareness of members of the Roma and Egyptian minorities living abroad through the consulates regarding the assistance service provided to obtain documents for the children born abroad	MoEFA		2021	2025	9,051,200	9,051,200	-	-
1.1.4	Identification of children not registered in the special register and then proceeding with the registration process.	MoJ	Civil Registry Offices, Child Protection Units and any other public and non-public entity operating in the field of children's rights	2021	2025	10,840,040	3,071,440	7,768,600	-
1.1.5	Completion of a special provisional register that will create a database that will provide the opportunity to handle and solve on a case-by-case basis the issues of people who are not registered;	MoJ		2021	2022	1,875,264	1,875,264	-	-
1.1.6	Registration and solution, through the civil registry offices, of cases of unregistered individuals, who are not provided with the necessary documentation	MoJ	MoFE, Civil Registry Office	2021	2025	3,525,400	3,525,400	-	-
1.1.7	Cooperation of civil registry offices with local government units for the transfer of residence of members of Roma and Egyptian minorities	MoJ	LGU	2021	2025	3,071,440	3,071,440	-	-
1.1.8	Provision of assistance by local government structures, the "social administration" in verifying and equipping with factual certification the families who do not live in the residences they have registered, in the "Residence" section of the civil registry office, in accordance with the provisions of the Civil Code and the Law "On the civil registry" and the relevant DCM	MoJ	LGU	2021	2025	4,637,160	4,637,160	-	-
1.1.9	Exemption from relevant consulate fees of members of the Roma and Egyptian communities in the implementation of documents necessary for civil registration	MoFA	MoJ	2021	2025	1,812,080	-	1,812,080	-
1.1.1	Providing free psychologist services to vulnerable Roma and Egyptians during judicial proceedings such as divorce, child custody protection orders, parental responsibility, children in conflict with the law	MoJ HJC	Capacity building of civil registry officers for: - The implementation of civil registration recommendations, including recommendations regarding Roma and Egyptians. - Providing solutions and following up on cases of civil registrations and transfer of residence - Raising awareness of equality and non-discrimination, statelessness, and human rights. CPU, Directorate General of Civil Status Office of Administration of Judicial Budget (OAJB)	2021 2021	2025 2025	3,573,800 3,496,000	3,223,400 3,496,000	-	(296,400) -
1.1.12	Reimbursement of fees for Roma and Egyptians taking DNA tests required for the registration of newborns and recognition/denial of maternity or paternity	MoJ		2021	2025	4,320,000	4,320,000	-	-
1.1.13	Drafting and approval of the DCM which allows for the reimbursement of fees for the Roma and Egyptians taking DNA tests	MoJ	MoJ	2021	2022	5,916,750	5,916,750	-	(6,320,000)
1.1.14	Design and dissemination of information packages on criteria, necessary documentation, and sources of support for Roma and Egyptians related to civil registration and transfer of residence	MoJ	Regional Offices, Civil Registry Office	2021	2025	1,133,792	1,133,792	-	-
1.1.15	Commitment (inclusion of Roma and Egyptian cases) within Census 2021 for accurate statistics on both minorities, to determine the exact number of members of these minorities	INSTAT	INSTAT, Regional Offices	2021	2022	3,430,672	3,430,672	3,000,000	-
1.1.16	Development of a specific methodology to count the number of stateless persons in Albania by being vocal about the identification of stateless Roma and Egyptians, which will reduce the error margin and give a more realistic picture	MoJ	Regional Cooperation Council (RCC)	2021	2022	1,131,472	430,672	1,131,800	-
	Indicative cost of Specific Objective 1.1					**86,176,850**	**63,543,360**	**35,498,040**	**(6,616,400)**
1.2	**Specific Objective: To ensure Free Legal Aid services for Roma and Egyptians.**								
1.2.1a	Providing primary legal aid to Roma and Egyptians Providing secondary legal aid to Roma and Egyptians	MoJ	Directorate for Free Legal Aid	2021	2025	2,024,800	2,024,800	-	-
1.2.1b	The primary and secondary legal aid system is fully operational and provides full access to justice for citizens in need and vulnerable groups (Roma and Egyptian categories).	MoJ	Directorate for Free Legal Aid	2021	2025	7,012,400	7,012,400	-	-
1.2.2	Mobile services provide free legal aid to Roma and Egyptians in the cities where most of these minorities live	MoJ	Directorate for Free Legal Aid	2021	2025	7,068,800	2,383,520	4,775,280	-
1.2.3	Strengthening the cooperation between the Directorate for Free Legal Aid, providers of free legal aid and the civil society in the framework of developing joint activities and referring cases of members of the Roma and Egyptian minorities	MoJ	Directorate for Free Legal Aid	2021	2025	3,281,360	3,272,560	-	(8,800)
1.2.4	Developing awareness/information activities with focus groups of members of Roma and Egyptian minorities and designing/publishing and disseminating videos/audio/ printed materials within the Legal Aid/providers and beneficiaries (in simplified language)	MoJ	Directorate for Free Legal Aid	2021	2025	4,255,200	2,964,720	1,290,480	-
1.2.5	Preparing and disseminating materials for Legal Aid/providers and beneficiaries, Legal Literacy for the Public on Gender Equality, VAW and domestic violence, in a simplified language for Roma and Egyptians	MoJ	Directorate for Free Legal Aid	2021	2025	3,270,960	1,985,760	1,285,200	-
1.2.6	Revision of the Family Code to reduce the number of false marriages of members of Roma and Egyptian minorities	MoJ	Parliament, MoHSP	2021	2022	1,922,288	1,922,288	-	-
1.2.7	Informing Roma and Egyptian families about the benefits of civil registry rights	MoJ		2021	2025	5,493,360	2,673,852	-	(2,820,508)
	Indicative cost of Specific Objective 1.2					**35,317,168**	**25,258,880**	**7,350,960**	**(2,829,308)**
1.3	**Specific Objective: To strengthen the capacities for the identification of Roma and Egyptians at risk of trafficking/exploitation, as well as to ensure the referral, protection, and reintegration of trafficked/exploited cases**								
1.3.1	Organizing training for multidisciplinary teams on child trafficking according to Standard Operation Procedures for the protection of victims and potential victims of trafficking	MoJ	Sector of Anti-trafficking (SAT) (State Agency for the Protection of Children's Rights)	2021	2025	4,040,160	1,128,960	1,816,800	(1,094,400)
1.3.2	Improve the existing mechanism for the exchange of information from various institutions, (including information and disaggregated data on victims of Roma and Egyptian minorities)	MoJ	Sector of Anti-trafficking	2021	2025	3,139,400	3,139,400	-	-
1.3.3	Awareness and information campaign for young people and the community (including Roma and Egyptian minorities) on national and international legislation, institutional anti-trafficking framework, methods, and the phenomenon of trafficking in persons as victims of the rights of the victim.	MoJ	State and non-state partners	2021	2025	4,658,800	2,288,800	1,422,000	(948,000)
1.3.4	Awareness campaign to inform citizens (including Roma and Egyptian minorities) about the rules and conditions of visa-free travel to the EU, the possibilities of regular migration and the consequences of irregular migration as well as unfounded asylum applications	MoJ	DBM	2021	2025	3,276,600	3,276,600	-	-
1.3.5	Establishment and operation of field teams composed of employees of the Directorate of Social and Community Care as well as representatives of local stakeholders that focus on children. These teams will identify and monitor cases of Roma and Egyptian children who are exploited for different purposes, such as begging, street vending, recyclable waste collection, etc.)	MoJ	LGU	2021	2025	9,334,320	9,334,320	-	-
	Cost of Specific Objective 1.3					**24,449,280**	**19,167,080**	**5,055,200**	**(2,042,400)**
	Total cost of Policy Goal 1 (Specific Objectives 1.1+1.2+1.3)					**146,223,248**	**88,313,000**	**50,422,320**	**(8,448,128)**

Policy Goal 2: To improve housing conditions for members of the Roma and Egyptian minorities, and legalize all informal settlements.

II. Budget program contributing to Policy Goal: 00390 Housing

No.	Title	Responsible Institution	Contributing Institutions	Implementation deadline: Start date	End date	Indicative cost	Total 2021-2025: State budget	Source of funding: Foreign funding	Financial gap
2.1	**Specific Objective: To increase the number of Roma and Egyptian beneficiaries of each housing program.**								
2.1.1	Implementation of the rent subsidy program in local government units for Roma and Egyptian minorities.	Ministry of Finance and Economy	LGU	2021	2025	66,475,500	28,800,000	37,675,500	-
2.1.2	1.2. Implementation of the low-cost housing program, through financial instruments such as immediate grants or loan-linked subsidies, for Roma and Egyptian minorities.	Ministry of Finance and Economy	LGU	2021	2025	16,330,000	16,330,000	-	-
2.1.3	Improvement of housing conditions of Roma and Egyptians, through competitive grants to municipalities.	Ministry of Finance and Economy	LGU	2021	2025	116,130,840	111,475,000	5,055,840	-
2.1.4	Implementation of statistical data reported by SCA	State Statistical Office (SSO)	Ministry of Finance and Economy	2021	2025	1,340,480	1,340,480	-	-
2.1.5	Entry enforcement of Law No. 22/2018 "On Social Housing"	CHMEshU	Ministry of Finance and Economy	2021	2025	5,693,160	3,543,160	2,150,000	-
2.1.6	Identification and registration of any interested entity seeking to benefit from housing programs, providing adequate, sustainable, and non-discriminatory housing.	Ministry of Finance and Economy	LGU	2021	2025	9,727,920	9,727,920	-	-
2.1.7	Integration of Roma and Egyptian families through joint projects for urbanization and relocation of informal areas with significant Roma and Egyptian communities.	Ministry of Finance and Economy	LGU	2021	2025	293,300,000	293,300,000	-	-
2.1.8	Development of new programs for appropriate social housing planning, which respects the socio-cultural diversity or the specific needs of the beneficiary family.	Ministry of Finance and Economy	LGU	2021	2025	2,127,920	2,127,920	-	-
2.1.9	Infrastructure investments in areas where most Roma and Egyptians live (Rehabilitation of roads, sewerage and water supply systems, lighting, and reconstruction of houses)	Ministry of Finance and Economy	LGU	2021	2025	115,000,000	115,000,000	-	-
2.1.10	Reconstruction of Roma and Egyptian houses affected by the earthquake and grant support for families who have suffered minor damages.	Ministry of State for Reconstruction	LGU	2021	2025	28,750,000	28,750,000	-	-
	Cost of Specific Objective 2.1					**660,884,820**	**615,114,480**	**45,470,340**	-
2.2	**Specific Objective: To adapt the legal framework and cooperation between institutions at central and local levels to address the needs for legalization and social housing**								
2.2.1	2.2.1 Finalizing and adopting by laws in process of the Social Housing Law	Ministry of Finance and Economy	LGU	2021	2022	975,200	975,200	-	-
2.2.2	2.2.2 Approval of the by law in implementation of paragraph 2, article 13 of law 20/2020 "On the finalization of transitional ownership processes in the Republic of Albania"	State Cadastre Agency	LGU	2021	2022	3,046,400	3,046,400	-	-
2.2.3	2.2.3 Accelerating the legalization process for the series of illegal constructions under the legalization process, who, upon verification, are found to be representatives of the Roma and Egyptian minorities.	State Cadastre Agency		2021	2022	3,794,880	3,794,880	-	-
2.2.4	2.2.4 Assessment of the effectiveness of programs implemented in the field of social housing, including the Roma and Egyptian minorities.	Ministry of Finance and Economy	CHMEshU	2021	2025	7,623,000	7,623,000	-	-
2.2.5	2.2.5 Beaworking the possibility of implementing by laws on housing for Roma and Egyptian minorities.	Ministry of Finance and Economy	LGU	2021	2022	2,721,600	2,721,600	-	(2,721,600)
2.2.6	2.2.6 Decreasing the criteria and documentation provided by law to be included in housing programs based on the research.	Ministry of Finance and Economy	LGU	2021	2022	758,976	758,976	-	-
2.2.7	2.2.7 Training local government staff and beneficiary groups on the legal framework, implementation of 5-year housing programs, and how to apply for financial support from the state budget, which also addresses the needs of Roma and Egyptian minorities.	Ministry of Finance and Economy	LGU	2021	2025	1,730,400	1,730,400	-	(1,730,400)
2.2.8	2.2.8 Providing assistance to Roma and Egyptian families who are unable to pay the social housing rent, and those who have or will have the right to receive subsidized loans (including, without limiting to the legalization of payment plans, referral to employment, and other relevant services.	Ministry of Finance and Economy	National Housing Agency in cooperation with MoHSP and LGUs	2021	2022	99,086,800	99,086,800	-	-
2.2.9	2.2.9 Revision of the Joint Instruction No. 22, dated 05/06/2020 "On the manner of interaction of the social housing programs with the social services of employment, education and healthcare".	Ministry of Finance and Economy	National Housing Agency in cooperation with MoHSP and LGUs	2021	2022	1,216,160	1,216,160	-	-
	Cost of Specific Objective 2.2					**120,102,416**	**120,102,416**	**99,086,800**	**(4,452,000)**
	Total cost of Policy Goal 2 (Specific Objectives 2.1+2.2)					**780,878,036**	**735,216,896**	**144,557,140**	**(4,452,000)**

Policy Goal 3. To narrow the health quality gap between Roma and Egyptians and the rest of the population

III. Budget program contributing to Policy Goal: 07220 Primary Health Care Services; 07400 Public Health Services; 10430 Social Care; 0110 Planning, Management, Administration 13

No.	Title	Responsible Institution	Contributing Institutions	Implementation deadline: Start date	End date	Indicative cost	Total 2021-2025: State budget	Source of funding: Foreign funding	Financial gap
3.1	**Specific Objective: To improve the health of Roma and Egyptians by enhancing their access to quality health and preventive services.**								
3.1.1	Continuing provision with regular healthcare workers (doctors and nurses) and services in clinics/health centres, prioritizing Roma/Egyptian settlements	MoHSP	LHU	2021	2025	82,625,000	82,625,000	-	-
3.1.2	Conducting the study on the distance of Roma and Egyptian settlements from the health centres and on the need for setting up new health posts near Roma and Egyptian settlements.	MoHSP	LHU	2021	2025	1,440,960	404,960	-	(1,036,000)
3.1.3	Operation of dedicated isolated posts near areas populated by members of Roma and Egyptian minorities based on the findings of the study	MoHSP	LHU	2021	2025	11,040,984	11,040,984	-	-
3.1.4	Developing ongoing standard training for healthcare workers to provide equal service to people living on the streets or in substandard settlements, including Roma and Egyptians	NCCE	LHU and MoHSP	2021	2025	1,987,360	409,760	-	(1,577,600)
3.1.5	Providing information, basic diagnosis, and first aid through mobile medical teams for Roma and Egyptians in informal settlements, who are not covered by the basic health system (lacking personal documents/certificate of residence)	MoHSP	CHWEshU	2021	2025	12,652,800	12,652,800	-	-
3.1.6	Reporting of identified cases of "home birth by child protection units and social workers	MoHSP	CPU	2021	2025	3,512,440	3,512,440	-	-
3.1.7	Preventive health examinations for specific diseases (cervical cancer, breast cancer, and colon cancer, prostate cancer)	MoHSP	IPH/NCSRP/ENSIS/HU	2021	2025	13,800,000	13,800,000	-	-
3.1.8	Monitoring the quality of health services, including cases of discrimination. (Shadow Report)	MoHSP	NPOs	2021	2025	6,000,000	6,000,000	-	(6,000,000)
3.1.9	Periodical supply of members of the Roma and Egyptian minorities with COVID-19 protective masks and disinfectants	MoHSP	LHUZ IPH/ LHU	2021	2023	113,400,000	63,000,000	-	(50,400,000)
3.1.10	Vaccination campaign for Roma and Egyptian minorities with the COVID-19 vaccine	MoHSP	LHU	2021	2023	3,287,840	887,840	-	(2,400,000)
3.1.11	Granting a special maternity bonus for registering Roma and Egyptian children within 60 days.	MoHSP	LHU	2021	2025	17,522,600	17,355,000	-	(167,600)
	Cost of Specific Objective 3.1					**269,249,464**	**218,723,464**	-	**(62,236,200)**
3.2	**Specific Objective: To set up and strengthen the health mediator's position**								
3.2.1	Setting up the position of mediators, health educators, and volunteers for public institutions (such as health institutions) in order to enhance equal access to these services for this category.	MoHSP		2021	2025	15,352,000	15,352,000	-	-
3.2.2	Recruitment and training of Roma and Egyptians as mediators to extend health services	MoHSP	HCSP	2021	2025	1,864,624	1,864,624	-	(1,056,000)
3.2.3	Coordinating with the Ministry of Education and Sport to ensure that Roma and Egyptian mediator/nursing students are prioritized in university quotas and scholarships.	MoES	Universities	2021	2025	16,428,000	16,200,000	-	(228,000)
3.2.4	Employment of qualified Roma and Egyptian healthcare workers such as doctors, nurses, social workers in healthcare and support staff	MoHSP	LHU	2021	2025	19,004,160	19,004,160	-	-
	Cost of Specific Objective 3.2					**52,648,784**	**51,780,784**	-	**(1,284,000)**
3.3	**Specific Objective: To strengthen health information and health promotion structures for healthcare services for Roma and Egyptians**								
3.3.1	Support with packages and information materials in emergency situations (COVID-19 pandemic and the need to get vaccinated)	MoHSP	LHUIPH	2021	2025	1,807,920	1,807,920	-	-
3.3.2	Providing free medications to Roma and Egyptian patients infected with COVID-19	MoHSP	LHU	2021	2023	3,564,000	3,564,000	-	-
3.3.3	Preparation of simple information and promotional materials on health issues, both in the Roman language and in infographics.	MoHSP	HCSP/LHU	2021	2025	942,000	-	-	(942,000)
3.3.4	Developing awareness campaigns near Roma and Egyptian settlements regarding different conditions	MoHSP	HCSP/LHU	2021	2025	4,800,000	4,800,000	-	-
3.3.5	Supporting Roma and Egyptian mothers who deliver in hospital settings with information and babycare and maternal care consumables for the first three months after birth.	MoHSP	LHU	2021	2025	14,850,000	14,850,000	-	-
	Cost of Specific Objective 3.3					**25,963,920**	**25,021,920**	**-**	**(942,000)**
3.4	**Specific Objective: To reduce the number of Roma and Egyptian members with infectious sexually transmitted diseases**								
3.4.1	Information and education campaigns with members of Roma and Egyptian minorities regarding sexually transmitted diseases and reproductive health.	MoHSP	LHU	2021	2025	1,024,400	1,024,400	-	-
3.4.2	Periodic check-ups and diagnosis of the members of Roma and Egyptian minorities with sexually transmitted diseases	MoHSP	LHU	2021	2025	1,080,000	1,080,000	-	-
3.4.3	Provision of free medications and examinations for the members of Roma and Egyptian minorities with sexually transmitted diseases	MoHSP	CHIF	2021	2025	2,160,000	2,160,000	-	-
	Cost of Specific Objective 3.4					**4,264,400**	**4,264,400**	-	-
	Total cost of Policy Goal 3 (Specific Objectives 3.1+3.2+3.3+3.4)					**352,126,568**	**299,790,568**	**14,850,000**	**(63,886,800)**

Policy Goal 4. To increase equal access to quality and inclusive education for Roma and Egyptians at all levels of education

IV. Budget program contributing to Policy Goal:09120 Basic Education (including pre-school); 09230 Higher Secondary Education; 09140 Higher Education; 09330 Film productions or nationwide artistic activities; 09230 Art and Culture; 01150 Other Services (97)

No.	Title	Responsible Institution	Contributing Institutions	Implementation deadline: Start date	End date	Indicative cost	Total 2021-2025: State budget	Source of funding: Foreign funding	Financial gap
4.1	**Quality, Inclusive and equal education for Roma and Egyptians at all levels of education**								
4.1.1	Timely identification of Roma and Egyptian students, who are at the right age to be enrolled in pre-school and basic education, and encouraging the inclusion in compulsory education of students aged 6-16, who have not been enrolled or who have dropped out from school	MoES	Ministry of Interior, Ministry of Health and Social Protection	2021	2025	6,626,840	6,626,840	-	-
4.1.2	Providing and improving conditions for quality education during early childhood through the enrollment of all Roma and Egyptian students aged 3-6 in pre-school education by exempting them from tuition fees and providing them with a free meal	LGU	RDPE/CDP/ENaMES	2021	2025	12,551,840	12,551,840	-	-
4.1.3	Enrollment, regular progress follow-up and completion of the studies in basic/compulsory education of all Roma and Egyptian students aged 6-16, including cases of students that have exceeded the compulsory education age and that have not been able to attend compulsory education	MoES	Local Pre-university Education Offices, Regional Directorate of Pre-university Education, Local Government Units, Children's Protection Units	2021	2025	7,768,600	7,768,600	-	-
4.1.4	Providing free transportation for Roma and Egyptian students, who live far away from kindergartens and schools (even less than 2 km for specific and justified cases) and simplifying the procedures for the reimbursement of transportation costs	MoES	Local Pre-university Education Offices, Regional Directorate of Pre-university Education, Local Government Units, University Education, Local Government Units	2021	2025	17,856,000	17,856,000	-	-
4.1.5	Organizing special extracurricular programs that support Roma and Egyptian students aged 6-16 to do their homework or receive complementary lessons	MoES	Compulsory education public schools (community-centre schools), Local Government Units (multifunctional community centres), Local Pre-university Education Offices, Regional Directorate of Pre-university Education	2021	2025	13,817,200	13,817,200	-	-
4.1.6	Providing courses to build and develop basic literacy knowledge and life skills of Roma and Egyptian parents lacking education, whose children attend compulsory education	MoES	Compulsory education public schools (community-centre schools), Local Government Units (multifunctional community centres)	2021	2025	6,000,000	6,000,000	-	-
4.1.7	Increasing the additional subsidy, which is part of the economic aid scheme, for Roma and Egyptian students regularly attending compulsory education	MoHSP	MoES/Compulsory education public schools, Local Government Units, Local Social Service	2021	2025	16,343,320	16,343,320	-	-
4.1.8	Determining the criteria for granting financial scholarship to Roma and Egyptian students attending general, vocational and oriented secondary education	MoES	Local Education Offices, School Directorates, General Directorate of Pre-university Education, Regional Directorate of Pre-university Education, Roma and Egyptian NPOs	2021	2025	48,126,880	48,126,880	-	-
4.1.9	Supporting Roma and Egyptian students, who attend higher education by granting scholarships, cutting tuition fees, and exempting them from the foreign language defence fee which is mandatory for obtaining a degree	MoES	Higher education institutions	2021	2025	84,240,000	84,240,000	-	-
4.1.10	Enrolling Roma and Egyptian students at all levels of higher education and in different university branches by means of special quotas	MoES	Higher education institutions	2021	2025	6,505,280	6,505,280	-	-
	Cost of Specific Objective 4.1					**235,446,960**	**215,646,120**	**18,151,840**	-
4.2	**To support an inclusive education system, by enabling equal access to qualitative education for Roma and Egyptians**								
4.2.1	Providing training and qualification to the staff of pre-school and pre-university educational institutions on the following issues: 1. Inclusive education, in framework of social and cultural diversity and anti-gypsyism; 2. Attitude and behavior change with the purpose of reducing the barriers faced by Roma and Egyptians to quality education	MoES	Quality Assurance Agency for Pre-University Education, Regional Directorate of Pre-university Education, Public schools, Local Government Units	2021	2025	3,294,560	361,760	-	(2,932,800)
4.2.2	Analysed and revised school curricula, focusing on the history curricula, in order to incorporate content on the history and culture of Roma and Egyptians in the general teaching of history	MoES	Quality Assurance Agency for Pre-University Education	2021	2025	2,924,800	2,924,800	-	-
4.2.3	Developing a curricula to teach the Romani language in pre-university and university education	MoES	Quality Assurance Agency for Pre-University Education, General Directorate of Pre-university Education, Regional Directorate of Pre-university Education	2021	2025	30,811,616	30,811,616	-	-
4.2.4	Preventing and dealing with segregated schools	MoES	Local Education Offices, School Directorates, General Directorate of Pre-university Education, Regional Directorate of Pre-university Education, Roma and Egyptian NPOs	2021	2025	4,299,392	4,299,392	-	-
4.2.5	Identifying and addressing the needs of students who are not enrolled in compulsory education, who do not attend classes regularly or who are at risk of dropping out	MoES	School Directorates, Child Protection Units, Local Education Offices, Regional Directorate of Pre-university Education	2021	2025	4,777,968	2,377,970	-	(1,799,998)
4.2.6	Referring to social protection services or to other supporting resources, those children, whose children drop out or are at risk of dropping out from compulsory education	MoES	School Directorates, Local Government Units, Local Education Offices, Regional Directorate of Pre-university Education	2021	2025	3,525,400	3,525,400	-	-
4.2.7	Covid-19 situation: Providing Roma and Egyptian students, whose families have insufficient income, with electronic equipment (computers, tablets and cellphones) and internet connection in order to carry out online learning	MoES	School Directorates, Local Government Units, Local Education Offices	2021	2025	10,350,000	10,350,000	-	(10,350,000)
	Cost of Specific Objective 4.2					**59,383,736**	**44,300,938**	-	**(15,082,798)**
4.3	**Roma and Egyptian cultural heritage as a value of Albanian cultural heritage**								
4.3.1	Planning and supporting artistic cultural projects that promote the identity, culture and history of Roma and Egyptians at national and international level, in framework of April 8 (June 24), Roma Holocaust Memorial Day on August 2, etc., and including them in the activity calendar	MoC	Regional Directorates of Culture, Cultural Centres, Local Government Units	2021	2025	12,600,000	12,600,000	-	-
4.3.2	Informing and increasing public awareness on the Roma and Egyptian culture through programs of public media institutions	RTSH	MoC	2021	2025	1,320,000	1,320,000	-	-
4.3.3	Determining the amount of the national minorities projects fund, aiming to protect the rights, preserve/promote the cultural and ethnic identity of the Roma and Egyptian minorities	Committee on National Minorities/Fund for National Minorities		2022	2025	9,600,000	-	-	(9,600,000)
4.3.4	Identifying and promoting the tangible and intangible cultural heritage of Roma and Egyptians through the research process and by promoting their artistic creativity with regards to music, fine arts, photography, traditional clothing, musical instruments etc.	MoC	(National Book and Reading Centre) NBRC + NLA (National Library of Albania) Ministry of Culture subordinate central institutions	2021	2025	7,896,000	5,496,000	-	(2,400,000)
4.3.5	Prioritizing Roma and Egyptian organizations to benefit from the calls for proposals issued by the Ministry of Culture	MoC		2021	2025	607,440	1,012,400	-	404,960
4.3.6	Employing Roma and Egyptians, who have graduated from the Academy of Arts, at centralized/local institutions of the Ministry of Culture	MoC	DPA	2021	2025	15,613,840	15,613,840	-	-
	Cost of Specific Objective 4.3					**47,637,280**	**36,042,240**	-	**(11,595,040)**
	Total cost of Policy Goal 4 (Specific Objectives 4.1+4.2+4.3)					**327,467,976**	**295,989,298**	**18,151,840**	**(26,677,838)**

Policy Goal 5: To provide equal opportunities for quality and sustainable employment for Roma and Egyptians

V. Budget program contributing to Policy Goal: 10550 Labour Market; 01330 Management and Development of Public Administration; 10430 Social Care; 04250 Rural Development; 0110 Planning, Management and Administration (91); 1150 Other Services; LGUs

No.	Title	Responsible Institution	Contributing Institutions	Implementation deadline: Start date	End date	Indicative cost	Total 2021-2025: State budget	Source of funding: Foreign funding	Financial gap
5.1	**Strategic Objective: To promote employment of Roma and Egyptians through VET and ALMPs**								
5.1.1	1.1. Promoting and increasing the access of Roma and Egyptians to career counselling and orientation services in order to ensure successful employment processes.	NAES	MoFE	2021	2025	2,368,800	2,368,800	-	-
5.1.2	1.2. Providing support to increase the participation of Roma and Egyptians in skills development programs, vocational qualification programs and employment promotion programs (EPP), as well as increasing their efficiency and quality in compliance with their specific needs and the labour market demands.	NAES	MoFE	2021	2025	17,17,920	17,17,920	-	-
5.1.3	1.3. Improving and adapting ALMPs that promote the basic employment services and increasing the employment opportunities of Roma and Egyptians, including including establishing quotas or positive action measures (positive discrimination)	NAES	MoFE	2021	2025	94,817,600	94,817,600	-	-
5.1.4	Supporting the inclusion of young Roma and Egyptians to public vocational secondary education, including by benefiting from the respective scholarships, as well as increasing the participation of Roma and Egyptians in vocational courses provided by public vocational training centres	NAES	MoFE	2021	2025	28,930,400	28,930,400	-	-
5.1.5	Prioritizing the participation of young Roma and Egyptians (21-29 years old), who have completed the first cycle of studies, in the National Internship Program.	DPA	MoHSP	2021	2025	762,300	762,300	-	-
5.1.6	Incorporating and explicitly targeting Roma and Egyptian in Youth Guarantee Schemes, which are drafted to provide young people with training and employment opportunities	MoFE		2021	2025	1,214,880	1,214,880	-	-
5.1.7	Determining quotas or preferences that prioritize/enable the employment of Roma and Egyptians in the public administration	DPA	MoFE/MoHSP/LGUs	2021	2025	3,776,880	3,776,880	-	-
5.1.8	Reviewing the labour market reintegration scheme for the economic aid beneficiaries, in alignment with NAES to gradually organize their exit from the EA scheme and entry into the EPP or the labour market	MoHSP	SSS	2021	2025	4,964,640	4,964,640	-	-
5.1.9	Communicating with and informing Roma and Egyptians on new employment policies/programs and their related benefits, directly from NAES structures or through the cooperation with local government units	NAES	LGU	2021	2025	3,412,400	3,412,400	-	-
5.1.10	Developing and taking measures to reduce the impact of the Covid-19 pandemic towards Roma and Egyptians by providing financial support to small formal businesses and informal businesses as (recycler, used clothes traders) in order to gradually formalize the latter	MoFE	GDT	2021	2025	37,012,400	1,012,400	-	(36,000,000)
	Cost of Specific Objective 5.1					**194,177,920**	**158,177,920**	-	**(36,000,000)**
5.2	**Specific Objective: To promote (social) entrepreneurship and self-employment of Roma and Egyptians**								
5.2.1	Developing a favourable environment to encourage the involvement of Roma and Egyptians in setting up social enterprises as a measure to promote their employment, through the capacity building of NPOs	MoHSP	NAES	2021	2025	1,491,600	1,491,600	-	(1,491,600)
5.2.2	Supporting the self-employment and entrepreneurship of Roma and Egyptians by providing soft loans and supporting services (trainings on entrepreneurship and on preparing the business plan), in order to include them in the formal economy	LGU	MoHSP	2021	2025	100,820,000	100,820,000	-	(100,820,000)
5.2.3	Local government units adopt the decision to reduce local taxes and fees by 50 percent for businesses established by Roma and Egyptians, and for those businesses that have employed a considerable number of Roma and Egyptians	LGU	MoHSP	2021	2025	9,099,600	9,099,600	-	-
5.2.4	Local government units reduce or exempt from the respective fees Roma and Egyptian street vendors, who trade handcraft products or other goods and services and supplies, for a definite period	LGU	LGU	2021	2025	6,930,800	6,930,800	-	-
5.2.5	Reserving the determined trade spaces and equipping them with the necessary infrastructure that will be used by Roma and Egyptians to sell different goods and products	LGU	LGU	2021	2025	23,630,400	23,630,400	-	-
5.2.6	Providing financial assistance to be involved and benefit from the IPARD II program grants for agriculture and rural development	MoARD	MoARD	2021	2025	5,062,000	5,062,000	-	-
5.2.7	Formalizing the activity of Roma and Egyptian individual collectors of recyclable waste, by providing them financial support and determining the measures for their gradual integration in other sectors of economy			2021	2025	2,840,840	1,352,840	-	(1,488,000)
	Cost of Specific Objective 5.2					**148,895,240**	**148,385,240**	-	**(510,000,000)**
5.3	**Specific Objective: To build capacities and improve the performance of the National Agency for Employment and Skills and VET system staff for the integration of Roma and Egyptians in the labour market**								
5.3.1	Employment of Roma and Egyptian mediators at employment offices to facilitate and include Roma and Egyptians in the labour market	MoFE	NAES	2022	2025	15,981,840	15,981

REPUBLIKA E SHQIPËRISË
MINISTRIA E SHËNDETËSISË
DHE MBROJTJES SOCIALE