

GOVERNMENT OF ALBANIA

REPORT ON THE IMPLEMENTATION OF ROMA INTEGRATION PUBLIC POLICY IN ALBANIA FOR 2019

This report is prepared by the Ministry of Health and Social Protection in Albania with the support of the “Roma Integration 2020” project implemented by the Regional Cooperation Council with the financial support of European Union and Open Society Foundations and the “Improving Municipal Social Protection Service Delivery” Joint UN Programme, funded by SDG Fund and implemented by United Nations Development Programme. The data is collected administratively by more than 200 public officials through the web based Romalb system (www.romalb.org).

Albania
2019 Report
Draft September, 2020

Contents

ACRONYMS.....	3
EXECUTIVE SUMMARY	4
Institutional Arrangement.....	10
General information.....	10
Inter-disciplinary body.....	11
Measures by Priority Areas	13
EDUCATION AND PROMOTING INTERCULTURAL DIALOGUE.....	13
HEALTH.....	32
EMPLOYMENT AND VOCATIONAL EDUCATION AND TRAINING (VET)	38
EQUAL ACCESS TO CIVIL REGISTRATION AND JUSTICE.....	50
SOCIAL PROTECTION	58
HOUSING AND URBAN INTEGRATION	70
POLICY COORDINATION, MONITORING AND ASSESSMENT.....	76
END NOTE DOCUMENT	97

ACRONYMS

ALUIZNI	Agency for Legalization, Urbanization and Integration of Informal Buildings / Areas
CPD	Commissioner for Protection from Discrimination
CPU	Child Protection Unit
DCM	Decision of the Council of Ministers
EU	European Union
EUR	Euro
IOM	International Organization of Migration
INSTAT	Institute of Statistics of the Republic of Albania (<i>Instituti i Statistikave</i>)
ICT	Institute of Curricula and Training
LGU	Local Governmental Unit
MFA	Ministry of Foreign Affairs
MoC	Ministry of Culture
MoFE	Ministry of Finance and Economy
MoHSP	Ministry of Health and Social Protection
MoI	Ministry of Interior
MoJ	Ministry of Justice
MoES	Ministry of Education and Sports
MSWY	Ministry of Social Welfare and Youth
MoE	Ministry of Environment
MoUD	Ministry of Urban Development
MoU	Memorandum of Understanding
N/A	Non available
NAPIRE	National Action Plan for Integration and Roma and Egyptians
NEET	Not in Education, Employment, or Training
NGO	Non-governmental organization
NES	National Employment Service
RADA	Regional Agriculture Development Agency
RED	Regional Educational Directorate
ROMALB	Online Monitoring and Reporting Electronic System
SSS	State Social Service
SOP	Standard Operating Procedures
SII	Social Insurances Institute
UNDP	United Nations Development Programme
VET	Vocational Education and Training
VoT	Victim of Trafficking

EXECUTIVE SUMMARY

This report provides an overview of progress made in the course of the NAPIRE (2016-2020) (National Action Plan for Integration of Roma and Egyptians in Albania). It offers an analysis of available evidence on changes in the situation of Roma and Egyptian minority during year 2019 in the priority areas with the following established strategic goals:

1. Civil registration and equal access to justice: To facilitate opportunities for the equal use of civil registration services and justice for Roma and Egyptians.
2. Education and promoting intercultural dialogue: Roma and Egyptians have full access and inclusion in qualitative education without being subject to discrimination and segregation.
3. Employment and Vocational Education and Training (VET): To provide equal opportunities for formal employment for Roma and Egyptians.
4. Healthcare: To ensure accessible, affordable and equitable healthcare to Roma and Egyptians.
5. Housing and urban integration: To improve housing conditions for Roma and Egyptians.
6. Social protection: To improve access to social protection programs for Roma and Egyptian community members

The Action Plan for Integration of Roma and Egyptians is a document drafted by the Government of Albania and coordinated by the Ministry of Health and Social Protection, as an governmental institution's body coordinator. The Action Plan was developed in close consultation with and owned by the respective line ministries, representatives of Roma and Egyptians and other stakeholders. The Action Plan reflects a scaling up of measures already being implemented and also initiates new activities for promoting the integration of Roma and Egyptians, with committed funding from the State budget and as well as funding from donors.

During year 2019, the implementation of the Action Plan was monitored by the MoHSP covering the relevant sectors. At the working level, responsibility for monitoring the Action Plan implementation lies with the focal points for Roma and Egyptians in line ministries, responsible for implementation of measures. The focal points in each line ministry were also responsible for the quality of the data reported from the local level, identifying also the information gaps that need to be filled. For year 2019, line Ministries' officials in Tirana have worked with regional and local representatives to improve the quality of data reported regarding the indicators' data of NAPIRE. Administrative data was used by most ministries to monitor the participation of Roma and to a lesser extent Egyptians in mainstream and targeted government programmes, such as employment promotion, education, VET, economic aid, free legal aid, social services, health, civil registration, housing, and others.

The online system for the Action Plan monitoring and progress reporting, known as ROMALB (www.romalb.org), as a key national electronic instrument which enabled for cast data at all levels to be available in real time at the MoHSP as well as the indicators' reports to be

generated automatically and without delay has continued to be used by almost 80% of total users during 2019.

In drafting this report, two new indicators are required of municipalities to report which are related to:

- 1. Number of municipal councils which have in their composition members from the Roma and Egyptian communities**
- 2. Number of Roma and Egyptians employed in local government institutions.**

The primary source of data for Impact Assessment Table was obtained by INSTAT.

Following are some important highlights of Year 2019 implementation of Action Plan, divided by sectors, as well as the future recommendations:

Education and promoting intercultural dialogue:

- Concrete efforts in enrolling children in early childhood care and education, as well as in the re-evaluation of educational programmes in kindergartens and schools are made. As such **14,379** or almost 400 more Roma and Egyptian boys and girls were enrolled in and attended pre-school education and compulsory education during year 2019 against to 2018.
- Efforts at municipal level to exclude Roma children from payment of fees to be enrolled in pre-school education are notably in some municipalities. **745** Roma and Egyptian children were exempted from boarding fees in pre-school education during 2019 against 648 reported in 2018. But again this number is small compared to the target (4,162) for 2019.
- The lack of childcare infrastructures appears to be a significant barrier to pre-school enrolment among Roma. Improved childcare services and outreach to most vulnerable Roma families can help the enrolment of children into the pre-school system. Support to Roma mothers can improve the access of children to pre-school and basic education. Needed pre-school textbooks and didactic materials, unless not provided for the Roma children, hinder their attendance
- **1,377** Roma and Egyptian boys and girls have benefitted from homework and studying support during 2019
- **59** Roma and Egyptian women have worked in auxiliary positions in preschool and basic education during year 2019.
- School textbooks are provided free of charge for **10,9944** Roma and Egyptian children girls and boys in first to fifth grade of compulsory education, and for Roma children in sixth to ninth grades of compulsory education.
- The Action Plan contains some positive measures to deal with the first attendance obstacle by reducing costs, such as offering free transport, textbooks and school meals. In 2019, **10,994** children benefitted from free textbooks (compared with 8 000 in 2015). However, only 336 benefitted from free pre-school transportation against 241 in 2018).
- An increasing number (158) have been reported in relation to the number of Roma and Egyptian parents who are members of school boards during year 2019.
- **199** teachers or final- year students of the high school and vocational schools were appointed as mentors for Roma and Egyptians students in vocational schools during year 2019 against 9 reported for year 2018

- **176** Roma and Egyptian girls and boys, who did not attend the pre-school and compulsory education systems were identified during year 2019. Due to the intense work performed by the Regional Education Departments, during the previous years aiming to make the parents aware for the education of their children there is an increase of the number of Roma and Egyptian children who attended pre-school and compulsory education systems. Consequently for the year 2019 there is a decrease in number of Roma and Egyptian girls and boys reported , who did not attend the pre-school and compulsory education systems
- **221** families were referred to social protection services or other sources of support for children that drop out of school during year 2019 against 198 reported during year 2018. In compulsory education, the increasing number of school dropouts is due to family migration, or attraction into the grey labour market, especially among early teenagers. Providing employment opportunities for parents can minimise the school dropout of Roma children.
- Improving the outreach by the mediators can affect school attendance by Roma children. Distance from schools together with the absence of safe commute and transport is a barrier to the attendance among Roma children, especially girls.

Employment and Vocational Education and Training (VET):

- In March 2019, the Albanian Parliament approved Law No. 15/2019 on Employment Promotion Programmes. The law introduces a specific programme for self-employment, which addresses several segments among the Roma and Egyptian population who are engaged in informal economic activities or who are interested in developing a small business.
- There is an increasing interest from industry for Roma workers through more project incentives and government subsidies.
- Incentives for unemployed job seekers attending vocational education and training have been set up. Vocational training curricula have improved.
- **953** youth Roma and Egyptians were employed by Regional Employment offices including the individuals who participated in Employment Promotion Programs and those who are employed through mediation of the Regional Employment Directorates. 908 youth Roma and Egyptians reported are older than 15 years old.
- **457** Roma and Egyptian women were employed through employment offices during 2019.
- There is an increase of number of Roma and Egyptians (245) completed vocational training courses during year 2019 compare to 148 reported during year 2018
- During 2019, **568** Roma/Egyptian students benefited from the increase of scholarships for Vocational Education Trainings.
- **491** Roma and Egyptians were enrolled in a VET or employment promotion program (per program and as a share of all participants) and **437** Roma and Egyptians have successfully completed a VET program or employment promotion and **58** Roma and Egyptians managed to find a job upon termination of a VET program (25 Roma and Egyptians) or employment promotion program (33 Roma and Egyptians) during year 2019 .
- Need to tackle the lack of Roma employed in public administration. For instance by employing Roma mediators by the public administration.

Healthcare

- The provision of baby and maternal care packages for Roma and Egyptian mothers who give birth at a hospital was implemented very successfully, with a steep increase in the number of mothers being reached from 1,961 in 2016 to 2,059 in 2017, 7,753 in 2018 and **11,797** in 2019.
- Health centres are present in Roma neighbourhoods, or easy to reach.
- Health cards are issued for most of the Roma population.
- Immunization and awareness campaigns have been launched in different areas where Roma population live. **30,003** Roma and Egyptians have received information (including on physical, mental and reproductive health issues, STDs, child immunization 0-14, drug use, etc.) and services from the medical mobile teams during year 2018 against 16,650 reported for year 2018.
- The Ministry of Health and Social Protection, from January 2018 has launched the community health care program, paying special attention to vaccination, mammography and other preventive services. The community health care program was implemented during 2019 to guarantee services close to the place of residence for vulnerable categories, especially for the Roma and Egyptian minorities. Direct contact in the community is a priority of this program in order to disseminate information on health care. The program serves not only to raise awareness of the Roma and Egyptian minorities about preventive care, but also to improve their health by increasing access to health services where they live.
- More efforts should be made to compile leaflets regarding the topics of personal hygiene in the Roma language.
- During 2019 the DCM for the position of health care mediators for the provision of public health services was not yet approved. Though mentioned as a priority in the National Plan, there is no programme to introduce health mediators. A health mediators programme should be established and piloted with health mediators being trained and recognized as a professional qualification and working closely both with Roma and Egyptian communities and health services.
- **11,797** Roma and Egyptian mothers have received the baby & maternal care package during year 2019. There is an increase in the number of mothers received the baby & maternal care package compare to the year 2018 which is reported 7,797.

Housing and urban integration

- Funds for improving houses have been channelled from the Ministry of Finance and Economy to the Local governments, aiming to improve the housing conditions for Roma. A positive development consists in the grants provided by the government for housing reconstruction for Roma and Egyptians.
- **341** Roma and Egyptians families benefited through small grants for municipalities for new infrastructure, water supply and sewage, hydro- sanitary equipment or new constructions during year 2019 .
- **23** municipalities benefited from the Roma / Egyptian communities' livelihood improvement projects. The practice of allocating funds received from the state budget in two years is followed to reduce the risk of non-implementation of funds by local government units due to various delays that may occur during the implementation of projects.
- **191** Roma and Egyptian families benefitted from additional services in case of inability to pay financial obligations within a housing program during year 2019 against 127 families reported on 2017.

- **371** Roma and Egyptian families benefitted during year 2019 from social rental housing throughout the country in the following municipalities.
- **158** Roma family benefited during year 2019 from low-cost dwellings.
- **246** Roma and Egyptian families benefited from rent bonus during year 2019.
- Funding for housing programmes remains insufficient taking into consideration the scale of the needs of Roma and Egyptians and the rights given by the new legislation. Municipalities should increase the responses to requests for improvement of housing conditions by Roma and Egyptians.

Civil registration and equal access to justice

- A positive trend can be observed in the area of civil registration of Roma and Egyptians who until recently did not possess relevant identity documents. **82** Roma and Egyptian born children were identified as unregistered. The General Directorate of Civil Registration, in cooperation with state bodies and non-governmental organization operating in the field of human rights and especially children, in continuity with its obligations deriving from the action plan, during 2019 held meetings throughout the territory of Albania with participation of Roma and Egyptian community members, in order to identify cases of unregistered children and then treat them until the final solution
- **730** Roma and Egyptians were identified during year 2019 whose residence as per the civil registry did not match with the real one.
- **2,902** Roma and Egyptians were informed about procedures for civil registration and change of residence during year 2019 against 2,493 reported for year 2018
- **7** potential victims of trafficking and victims of trafficking were identified during year 2019.
- More efforts should be done in the future to provide free court-mandated psychologist services to Roma and Egyptians in need in judicial proceedings, such as divorce, child custody, restraining orders, parental responsibility, and children in conflict with the law. In the last three years this measure was not implemented.
- The improvement should be done related to the data on reimbursing Roma and Egyptians community members for document legalization (certification) fees charged by Albanian consulates and necessary for civil registration. Last two years this indicator is not reported. Ministry of Foreign Affairs (MoFA) is the responsible institution to report this measure.
- Assistance for obtaining documents for children born abroad (in the right form and with the right content) was not reported last two years. The Child protection units and other public and non-public bodies that operate in the area of children's rights are the responsible implementing institutions.
- With the issuance of law no. 57/2019 "On Social Assistance in the Republic of Albania", law no. 9355 has been repealed. In the new law there is an update on the role of the social administrator. This legal change supports better duties and functions of the social administrator to facilitate the Roma and Egyptians' access to social protection.
- **60** mobile teams have functioned during year 2019. Usually the team was composed by the social workers of the local units in order to identify the problems with members of both communities, Roma and Egyptians, in the field.
- **5,167** Roma and Egyptians benefitted from services offered by Ministry-licensed NGOs during year 2019 as per the approved programmes and/or MoU with local government.

- **24** Roma and Egyptian organizations were licensed and/or having MoUs with local government units for the provision of community services during year 2019.
- **3,494** at-risk Roma and Egyptians were informed during year 2019 (against 1876 reported on 2018) about the dangers of human trafficking, services available to victims including reintegration and preventing discrimination.
- There is an increase of the children attending nurseries during 2019 compare to 2018.
- More work needs to be done in terms of nursery school attendance by Roma children. There is a downward trend in this number. **271** Roma and Egyptians children regularly went to nurseries during year 2019 against 2015 reported on 2018.
- **6** social enterprises benefited during year 2019 from government support. Data is reported from Tirana Municipality. During the period 2018-2019, the project of the Municipality of Tirana “Empowering Women and Promoting Entrepreneurship” (II) supported with grants, 6 women entrepreneurs of small businesses. They belong to the Roma / Egyptian community. For the year 2019-2020, the project of Tirana Municipality “Empowering Women and Promoting Entrepreneurship” (III) awarded with a grant of amount 500,000 ALL, one woman entrepreneur representative of small business.
- **1,785** Roma and Egyptians who benefitted economic aid were included in the reintegration programs during year 2019 against 729 reported on 2018.
- **54 community centres** were established and continue to be operational during year 2019 and **3,608 Roma and Egyptians** benefitted from the these centers.
- **514** Roma and Egyptians benefitted from the residential centres both public and non-public during year 2019 against 412 reported on 2018.
- 7 Roma families exited the Emergency Transitory Centre and are reintegrated during year 2019.
- **1,005** Roma and Egyptian children regularly attended compulsory education during year 2019 against 1,046 reported for year 2018. All beneficiaries are from Roma minority. Although there is a considerable number of children attending compulsory education during 2019, there is still a low performance against 2019 target which is 19,975.

Institutional Arrangement

General information	
Reporting year	2019
Economy	Albania
Strategy	National Strategy for Development and Integration 2016-2020
Period	Year 2019
Download link	The National Action Plan for Integration of Roma and Egyptians 2016-2020 ; http://www.al.undp.org/content/albania/en/home/library/poverty/national-action-plan-for-integration-of-roma-and-egyptians-in-th.html
Action plan	[please insert the title of the Action plan for the implementation of the Strategy that is currently valid]
Period	[please insert the period of validity of the action plan]
Download link	[please insert the link from an official website where the Action plan can be downloaded (in English and/or the official language/s)]
Operational conclusions	[please insert the title of the operational conclusions and the date adopted]
Download link	[please insert download link for the currently valid operational conclusions]
Chapter 23 Action plan	[please insert the title of the Chapter 23 Action plan if existing]
Download link	[please insert download link for the currently valid Chapter 23 Action Plan]

National Roma Contact Point	
Name SURNAME	Merita XHAF AJ
Position	General Director/ National Roma Focal Point
Department	General Directory of Social Policies
Institution	Ministry of Health and Social Protection
Email	Merita.Xhafaj@shendetesia.gov.al
Mobile #	+355604086825

National Roma Contact point technical support / secretariat [please add as many rows as below, as needed]	
Name SURNAME	Ina KOKEDHIMA

Position	Roma Specialist
Department	Social Inclusion Directory
Institution	Ministry of Health and Social Protection
Email	Ina.Kokedhima@shendetesia.gov.al
Mobile	+355696127961

Inter-disciplinary body	
Education	
Name SURNAME	Besnik RAMA
Position	Roma Focal Point
Institution	Ministry of Education, Sports and Youth
Email/ Phone #	besnik.rama@arsimi.gov.al
Employment	
Name SURNAME	Mimoza HASANI
Position	Roma Focal Point
Institution	Ministry of Finance and Economy
Email/ Phone #	mimoza.hasani@financa.gov.al
Health	
Name SURNAME	Jonida SEFERI
Position	Roma Focal Point
Institution	Ministry of Health and Social Protection
Email/ Phone #	Jonida.Seferi@shendetesia.gov.al
Social Protection	
Name SURNAME	Pamela Memo
Position	Roma Focal Point
Institution	Ministry of Health and Social Protection/State Social Service
Email	Pamela.Memo@sherbimisocial.gov.al
Employment	
Name SURNAME	Aida Kureta
Position	Roma Focal Point
Institution	National Employment Service, Ministry of Finance and Economy
Email/ Phone #	Aida.Kureta@shkp.gov.al
Civil registration	
Name SURNAME	Edmond GJOLEKA
Position	Roma Focal Point

Institution	Ministry of Interior	
Email/ Phone #	edmond_gjoleka@yahoo.com	
Culture		
Name SURNAME	Arian Avrazi	
Position	Roma Focal Point	
Institution	Ministry of Culture	
Email	Arian.Avrazi @kultura.gov.al	
Social Housing		
Name SURNAME	Doris Andoni	
Position	Roma Focal Point	
Institution	Ministry of Finance and Economy	
Email	Doris.Andoni @financa.gov.al	

Measures by Priority Areas

EDUCATION AND PROMOTING INTERCULTURAL DIALOGUE			
Goal: Roma and Egyptians are eligible to full access and inclusion in qualitative education without being subject to discrimination and segregation.			
Total budget	EUR 21,248,356		
Budget planned 2019	EUR 2,943,114		
Budget spent 2019	EUR 1,933,317		
Indicator	By the end of 2020, 70% more boys and girls of the Roma/Egyptian communities manage to complete all levels of education and 100% complete pre-school education.		
Base line 2015	Roma Total	Roma female	Total population
	30,908		
Milestone 2019			
Achievement 2019	Roma	Romani Woman	Overall population
	38,232	18,296	444,223
Objective 1: More Roma and Egyptian boys and girls that complete all levels of education.			
More Roma and Egyptian boys and girls that complete all levels of education.			
Total budget	EUR 24,446,080		
Budget planned 2019	EUR 2,846,474		
Budget spent 2019	EUR 1,903,269		
Indicator	By the end of 2020, 70% more boys and girls of the Roma and Egyptian communities manage to complete all levels of education and 100% complete pre-school education.		
Baseline (2015)	Roma Total	Roma female	Total population
	26,224		
Milestone 2019	By the end of 2019, 44% more Roma and Egyptian children identified who are absent from the pre-school and compulsory education system in order to ensure their enrolment.		
Achievement	Roma	Romani Woman	Overall

*(Exchange rate: 1 Euro = 122 ALL)

2019			population
	30,724	14,702	444,223
Measures under objective 1 implemented in 2019			
M1.1	Enrolling all Roma and Egyptian children in pre-school and compulsory education. 14,379 Roma and Egyptian boys and girls were enrolled in and attended pre-school education and compulsory education during year 2019. Data shows that 6,767 were female and 7,612 were male; 4,469 were Roma and 9,910 were Egyptian; 11,196 resided in urban areas and 3,183 resided in rural ones. 2019 target was 4,993 children and the performance against target is 287 percent. The MoES is the responsible implementing institution. <i>(Additional explanation related to this measure is provided at the attached end-note document).</i> <i>Year 2015 baseline: 4,437 Roma and Egyptian</i> <i>Year 2016 achieved : 12,801 Roma and Egyptian</i> <i>Year 2017 achieved: 13,583 Roma and Egyptian</i> <i>Year 2018 achieved: 13,987 Roma and Egyptian</i> <i>Year 2019 achieved: 14,379 Roma and Egyptian</i>		Total Budget planned (2019) EUR 58,860
			Total Budget spent (2019) EUR 58,860
	Roma	Romani Woman	Overall Population
	14,380	6767	400,697
	Urban	Rural	
	11,196	3,183	
M1.2	Enrolling Roma and Egyptian children in pre-school and compulsory education by excluding them from financial guarantees or food allowances. 746 Roma and Egyptian children were exempted from boarding fees in pre-school education during 2019. During year 2019, there is a slightly increase of number of Roma and Egyptian children exempted from boarding fees in pre-school compared to the data reported for year 2018. Data shows that 306 were girls and 440 were boys. There were 244 Roma children and 501 Egyptian ones. No data available as to division urban/rural. The target for 2019 was 4,162 children and the 2019 performance against target is 18 percent.		Total Budget planned (2019) EUR 415,296
			Total Budget spent (2019) EUR 74,753

	<p>The highest number for this indicator is reported from Pogardeci Municipality (285). There are a large number of municipalities did not report this indicator such as : Roskovec, Kamez, Librazhd, Patos, Polican , Prenjas, Bulqize, Shijak, Belsh, Gramsh , Kelzyre, Kucove, Durres, Skrapare, Selenice, Kruje, Diber, Maliq, Kolonje, Devoll, Pustec, Kukes, Kurbin , Mirdite, Vau I Dejes, Puke, Malesi e Madhe, Himare, Finiq, Permet, Lushnje , Divjake, Peqin, Mallakaster, Erseke, Kavaje, Memaliaj, Skrapar.</p> <p>Tirana municipality reported 0 children because on December 2019 it has approved the decision of its Municipal Council to exempt kindergarten and kindergarten fees for Roma and Egyptian children. This municipality may report this number after the decision comes into force.</p> <p>The MoES and local government units are the responsible implementing institutions.</p> <p><i>Year 2015 Baseline: 4,000 Roma and Egyptian</i> <i>Year 2016 achieved : 325 Roma and Egyptian</i> <i>Year 2017 achieved: 511 Roma and Egyptian</i> <i>Year 2018 achieved: 648 Roma and Egyptian</i> <i>Year 2019 achieved: 746 Roma and Egyptian</i></p>		
	Roma	Romani Woman	Overall population
	746	305	
M1.3	<p><i>Increasing the number of Roma and Egyptian pre-school educators and teachers (men and women) in compulsory education.</i></p> <p>79 Roma and Egyptian were working as pre-school educators or teachers in compulsory education during 2019 against 96 reported for year 2017. Data shows that 51 were female and 28 were male; 12 were Roma and 67 Egyptians; 50 were from urban areas and 29 from rural ones. The target for 2019 was 97 pre-school educators or teachers and the performance against target was 81 percent. The MoES is the responsible implementing institution.</p> <p><i>Year 2015 Baseline: 93 Roma and Egyptian</i> <i>Year 2016 achieved: 85 Roma and Egyptian</i> <i>Year 2017 achieved: 99 Roma and Egyptian</i> <i>Year 2018 achieved: 96 Roma and Egyptian</i> <i>Year 2019 achieved: 79 Roma and Egyptian</i></p>		Total Budget planned (2019)
			No Cost
			Total Budget spent (2019)
			No Cost
	Roma	Romani women	Overall population

	79	51	29,530
M1.4	Introducing auxiliary positions for Roma and Egyptians in preschool and basic education (for homework and studying assistance in lower grades, 1-4). There are 2 indicators for this measure. The MoES is the responsible implementing institution. First indicator: 1,377 Roma and Egyptian boys and girls have benefitted from homework and studying support during 2019 against 1,116 reported for year 2018. Data shows that 501 were Roma and 876 Egyptians; 1,223 were from urban areas and 154 from rural ones. The 2019 target for this indicator was 1,465 and performance against target is 93 percent. <i>Year 2015 Baseline: 1,300 Roma and Egyptian</i> <i>Year 2016 achieved: 621 Roma and Egyptian</i> <i>Year 2017 achieved: 609 Roma and Egyptian</i> <i>Year 2018 achieved: 1,116 Roma and Egyptian</i> <i>Year 2019 achieved: 1,377 Roma and Egyptian</i>		Total Budget planned (2019) EUR 1,318,464
			Total Budget spent (2019) EUR 1,226,171
	Roma	Romani Woman	Overall population
	1,377	711	
	Second indicator: 59 Roma and Egyptian women have worked in auxiliary positions in preschool and basic education during year 2019. Seven of them belonged to the Roma community and 52 were part of the Egyptian one.		
	Roma	Romani Woman	Overall population
	59	59	
M1.5	Organizing after-school courses where Roma and Egyptian parents with education deficiencies can be invited to join and learn to write with their children. 1,932 Roma and Egyptian parents have joined after-school courses with their children during year 2019 against 1,107 reported during year 2018. From this group, 1,168 were female and 764 male; 626 were Roma and 1,306 Egyptian; 1,357 were from urban areas and 575 were from rural ones. Inclusion policies applied by the MoES over the past two years have positively affected the increase in the number of Roma parents who have joined after-school courses with their children. Year 2019 target is 1,209 and performance against target is 159 percent. MoES is the responsible		Total Budget planned (2019) EUR 28,000
			Total Budget spent (2019) EUR 44,520

	implementing institution.		
	(Additional explanation related to this measure is provided at the attached end-note document).		
	Year 2016 achieved (Baseline): 1,106 Roma and Egyptian Year 2017 achieved: 1,704 Roma and Egyptian Year 2018 achieved: 1,107 Roma and Egyptian Year 2019 achieved: 1,1932 Roma and Egyptian		
	Roma	Romani Woman	Overall population
	1,932	1168	
	Urban	Rural	
	1357	575	
M1.6	Establishing support classes in higher grades (5-9) for children with learning difficulties, including Roma and Egyptians.		Total Budget planned (2019)
			EUR 5,768
	<p>437 Roma and Egyptian children with learning difficulties were involved in support classes in the higher grades (5-9) during 2019. Data shows that 227 were female and 210 male; 216 were Roma and 241 Egyptian; 362 were from urban areas and 75 were from rural ones. Year 2019 performance against target is 82 percent. There continues to be almost a downward trend in the number of Roma and Egyptian children with learning difficulties who were involved in support classes in the higher grades. This is because of an increase in the quality of the children of both communities as a result of their inclusion in pre-school education and consequently the number of those who have difficulty learning is decreased.</p> <p>In each school, where Roma and Egyptian children were present, two hours per week support classes in higher grades (5-9) for children with learning difficulties including Roma and Egyptians were foreseen to be organized. The highest number for this indicator is reported from Tirana (123) Elbasan (59), Vlore (29) and Berat (29).</p> <p>The MoES is the responsible implementing institution.</p> <p>Year 2016 Baseline achieved: 685 Roma and Egyptian Year 2017 achieved: 509 Roma and Egyptian Year 2018 achieved: 419 Roma and Egyptian Year 2019 achieved: 437 Roma and Egyptian</p>		Total Budget spent (2019)
			EUR 4,729
	Roma	Romani Woman	Overall population
	437	227	

	Urban	Rural	
	362	75	
M1.7	Including Roma and Egyptian parents in school activities and boards.		Total Budget planned (2019)
	<p>158 Roma and Egyptian parents were members of school boards during year 2019. Data shows that 93 were female and 65 male, 44 were Roma and 114 Egyptian, 118 were from urban areas and 40 from rural ones. The 2019 target for this indicator was 110 and the performance against target is 143 percent.</p> <p>The MoES is the responsible implementing institution.</p> <p><i>(Additional explanation related to this measure is provided at the attached end-note document).</i></p> <p>Year 2015 Baseline: 98 Roma and Egyptian Year 2016 achieved : 71 Roma and Egyptian Year 2017 achieved: 130 Roma and Egyptian Year 2018 achieved: 89 Roma and Egyptian Year 2019 achieved: 158 Roma and Egyptian</p>		No cost
			Total Budget spent (2019)
			No cost
	Roma	Romani Woman	Overall population
	158	93	
	Urban	Rural	
	118	40	
M1.8	Appointing teachers or final-year students as mentors for Roma and Egyptian students in vocational schools.		Total Budget planned (2019)
	<p>199 teachers or final- year students of the high school and vocational schools were appointed as mentors for Roma and Egyptians students in vocational schools during year 2019. This number is highly reported from Elbasan (69), Peqin (27), Durrës (20), Gjakastër (19), Rrogozhinë (12), Maliq (10), Dibër (2). Gender disaggregation data is not available. MoES is the responsible implementing institution.</p> <p>Year 2015 Baseline: 43 Roma mentors Year 2016 achieved : 46 Roma mentors Year 2017 achieved: 46 Roma mentors Year 2018 achieved: 9 Roma mentors Year 2019 achieved: 199 teachers or final year students</p>		EUR 6,016
			Total Budget spent (2019)
			EUR 6,016
	Roma	Romani Woman	Overall population
	199	N/A	1,061
M1.9	Providing free textbooks to Roma and Egyptian girls and		Total Budget

	<p>boys, as a transitional measure for providing it to all students (for compulsory education and depending on donor support also for secondary education).</p> <p>10,944 Roma and Egyptian children girls and boys have benefitted during year 2019 from free textbooks. Data shows that 5,189 were female and 5,755 were male. 3,400 were Roma and 7,544 were Egyptian. 8,883 from urban areas and 2,061 from rural ones. The 2019 target for this indicator was 9,358 and the performance against target is 116 percent. There is a high year 2019 performance against target for number of Roma children who benefit from free textbooks for each academic year which has come as a result of an increase of the number of Roma children attending school. The MoES is the responsible implementing institution.</p> <p><i>Year 2015 Baseline: 8,000 Roma and Egyptian</i> <i>Year 2016 achieved : 8,478 Roma and Egyptian</i> <i>Year 2017 achieved: 10,957 Roma and Egyptian</i> <i>Year 2018 achieved: 11,138 Roma and Egyptian</i> <i>Year 2019 achieved: 10,944 Roma and Egyptian</i></p>		planned (2019)
			EUR 296,603
			Total Budget spent (2019)
			EUR 344,059
	Roma	Romani Woman	Overall population
	10,944	5,189	
	Rural	Urban	
	2,061	8,883	
M1.10	<p>Ensuring that Roma and Egyptian children benefit from free school transportation available to all children whose school is over 2 km away and crossing commune/municipal lines.</p> <p>336 Roma and Egyptian children benefited from free school transportation during year 2019. 150 were girls and 186 boys; 237 were Roma children and 99 Egyptian children. 2019 target for this indicator is 1,500 Roma children. Performance against target is 2.2 percent. The MoES, RED and school directorates are the responsible implementing institutions.</p> <p>Note: There is an estimated fund that covers free transportation to all children who cannot afford it, and varies according to the distance between school and home.</p> <p><i>Year 2015 Baseline: 280 Roma and Egyptian</i> <i>Year 2016 achieved : 285 Roma and Egyptian</i> <i>Year 2017 achieved: 174 Roma and Egyptian</i> <i>Year 2018 achieved: 241 Roma and Egyptian</i> <i>Year 2019 achieved: 336 Roma and Egyptian</i></p>		Total Budget planned (2019)
			EUR 125,600
			Total Budget spent (2019)
			EUR 2,512

	Roma	Romani Woman	Overall population
	336	150	
M1.11	<p>Ensuring that Roma and Egyptian children benefit from free kindergarten transportation available to all children whose kindergarten is over 2 km away and crossing commune/municipal lines.</p> <p>53 Roma and Egyptian children benefitted from free kindergarten transportation during year 2019. Albanian local government units are reporting institutions for this measure.</p> <p><i>Year 2015 Baseline: 1,500 Roma and Egyptian</i> <i>Year 2016 achieved : 117 Roma and Egyptian</i> <i>Year 2017 achieved: 54 Roma and Egyptian</i> <i>Year 2018 achieved: 33 Roma and Egyptian</i> <i>Year 2019 achieved: 53 Roma and Egyptian</i></p>		<p>Total Budget planned (2018)</p> <p>EUR 4,158</p>
			<p>Total Budget spent (2018)</p> <p>EUR 4,158</p>
	Roma	Romani girls	Overall population
	53	12	
M1.12	<p>Granting scholarships to Roma and Egyptian students attending compulsory, high-school and university education.</p> <p>235 Roma and Egyptian students, boys and girls, benefited from scholarships at different levels of education during year 2019. Data shows that 59 of them were female and 176 were male, 32 were Roma and 203 Egyptians, 51 were from urban areas and 184 from rural ones. Year 2019 target for this measure is 108 students and performance against target is 217 percent.</p> <p>All Roma students attending the bachelor level were excluded from tuition fees, while they received a scholarship according to the criteria applied by the municipalities where they have their place of residence.</p> <p><i>(Additional explanation related to this measure is provided at the attached end-note document).</i></p> <p><i>Year 2015 Baseline: 100 Roma and Egyptian</i> <i>Year 2016 achieved : 55 Roma and Egyptian</i> <i>Year 2017 achieved: 159 Roma and Egyptian</i> <i>Year 2018 achieved: 239 Roma and Egyptian</i> <i>Year 2019 achieved: 235 Roma and Egyptian</i></p>		<p>Total Budget planned (2019)</p> <p>EUR 108,667</p>
			<p>Total Budget spent (2019)</p> <p>EUR 108,667</p>
	Roma	Romani Woman	Overall

			population
	92	34	9,827
	Rural	Urban	
	41	51	
M1.13	Piloting a system of school canteens in order to provide safe and healthy meals for students (with public funds for those in social need) and teachers, starting with schools with larger numbers of Roma and Egyptians.		Total Budget planned (2019)
			EUR 478,742
			Total Budget spent (2019)
			EUR 28,724
	<p>289 Roma and Egyptian students received safe and healthy meals in schools canteens during year 2019. Data shows that 139 of them were girls and 150 were boys, 118 were Roma and 171 Egyptians.</p> <p>The 2019 target for this indicator was 4,679 and the performance against target is 6 percent.</p> <p>Six out of 61 municipalities reported this indicator. The MoES is the responsible implementing institution.</p> <p><i>Year 2015 Baseline: 4,000 Roma and Egyptian</i> <i>Year 2016 achieved : 4,160 Roma and Egyptian</i> <i>Year 2017 achieved: 4,369 Roma and Egyptian</i> <i>Year 2018 achieved: 864 Roma and Egyptian</i> <i>Year 2019 achieved: 289 Roma and Egyptian</i></p>		
	Roma	Romani Woman	Overall population
	289	139	
M1.14	Enrolling Roma and Egyptians adults and parents who are illiterate and have not completed compulsory education in the Part Time Basic Education Program.		Total Budget planned (2019)
			EUR 300
			Total Budget spent (2019)
	<p>There are 2 indicators for this measure. The MoES is the responsible implementing institution.</p> <p>The first indicator: 144 Roma and Egyptians above 16 years have been enrolled in the part time basic education program during year 2019. Data shows that 72 of them were female and 72 were male; 51 were Roma and 21 were Egyptians; 143 were from urban area and 1 were from rural area.</p> <p>Year 2019 target for this measure was 2,400 Roma and Egyptians. Actual achieved for 2019 is 144 and performance against target is 6 percent.</p> <p>The MoES, particularly during year 2017 has undertaken several initiatives to raise awareness of Roma and Egyptian communities to be enrolled and attend the part</p>		EUR 100

	<p>time basic education programs.</p> <p><i>(Additional explanation related to this measure is provided at the attached end-note document).</i></p> <p><i>Year 2015 Baseline: 2,400 Roma and Egyptian</i> <i>Year 2016 achieved : 2,400 Roma and Egyptian</i> <i>Year 2017 achieved: 2,547 Roma and Egyptian</i> <i>Year 2018 achieved: 151 Roma and Egyptian</i> <i>Year 2019 achieved: 144 Roma and Egyptian</i></p>													
	<table> <tr> <th>Roma</th><th>Romani Woman</th><th>Overall population</th></tr> <tr> <td>144</td><td>72</td><td>2,963</td></tr> <tr> <th>Rural</th><th>Urban</th><td></td></tr> <tr> <td>1</td><td>143</td><td></td></tr> </table>	Roma	Romani Woman	Overall population	144	72	2,963	Rural	Urban		1	143		
Roma	Romani Woman	Overall population												
144	72	2,963												
Rural	Urban													
1	143													
	<p>Second indicator :53 Roma and Egyptians, girls and boys, above 16 years old completed the part time basic education program for one academic year during year 2019. From the total number reported, 25 were female and 28 were male; 8 were from Roma community and 45 from Egyptian one; 53 from urban area and 0 from rural ones.</p> <p>The reported figure does not relate to the low performance of this indicator but to the smallest number of registered Roma and Egyptian pupils.</p> <p><i>Year 2016 Baseline-achieved : 74 Roma and Egyptian</i> <i>Year 2017 achieved: 74 Roma and Egyptian</i> <i>Year 2018 achieved: 47 Roma and Egyptian</i> <i>Year 2019 achieved: 53 Roma and Egyptian</i></p>													
	<table> <tr> <th>Roma</th><th>Romani women</th><th>Overall population</th></tr> <tr> <td>53</td><td>25</td><td>430</td></tr> <tr> <th>Rural</th><th>Urban</th><td></td></tr> <tr> <td>0</td><td>53</td><td></td></tr> </table>	Roma	Romani women	Overall population	53	25	430	Rural	Urban		0	53		
Roma	Romani women	Overall population												
53	25	430												
Rural	Urban													
0	53													
M1.15	<p>Enrolling Roma and Egyptian youth in university education of all levels in different fields through university quotas.</p> <p>There is no data reported in ROMALB system for enrolling Roma and Egyptian youth in university education for academic year 2018-2019 of all levels in different fields through university quotas.</p> <p>The MoES is the responsible implementing institution.</p> <p><i>Year 2015 Baseline: 26 Roma and Egyptian</i> <i>Year 2016 achieved: 32 Roma and Egyptian</i></p>	<p>Total Budget planned (2019)</p> <p>No cost</p> <p>Total Budget spent (2019)</p> <p>N/A</p>												

	Year 2017 achieved: 32 Roma and Egyptian Year 2018 achieved: N/A Year 2019 achieved: N/A		
	Roma	Egyptian	Over population
	N/A	N/A	131,716
M1.16	Assessing attendance and completion of university education by Roma and Egyptian students who benefit special quotas and scholarships. No action was taken to implement this measure during year 2019. The MoES is the responsible implementing institution.		Total Budget planned (2019) No cost
			Total Budget spent (2019) No cost
Objective 2: To promote intercultural dialogue and mutual understanding through school-based community development			
To promote intercultural dialogue and mutual understanding through school-based community development			
Total budget	EUR 506,113		
Budget planned (2019)	EUR 69,400		
Budget spent (2019)	EUR 28,800		
Indicator	100% of the education institutions attended by Roma and Egyptian girls and boys promote intercultural dialogue and mutual understanding through school-based community development by the end of 2020.		
Baseline (2015)	Roma Total	Roma female	Overall population
	2,184		
Milestone (2019)			
Achievement (2019)	Roma	Romani Woman	Overall population
	n/a	n/a	n/a
Measures under objective 2 implemented in 2019			
M 2.1	Enriching the standard training curriculum for teachers at all levels of education with material on management of multicultural classes, cooperation with parents from different cultural and socio-economic backgrounds, promotion of tolerance, intercultural and equality. No data is reported for this measure for year 2019. The MoES and the Institute for Development of Education are the responsible implementing institutions. Year 2015 Baseline: 350 teachers Year 2016 achieved : 30 teachers Year 2017 achieved: 30 teachers Year 2018 achieved: N/A		Total Budget planned (2019) EUR 5,600
			Total Budget spent (2019) EUR N/A

	Year 2019 achieved: N/A		
	Roma	Romani Women	Overall population
	N/A	N/A	
M 2.2	Reviewing compulsory and secondary education curricula and textbooks to reflect tolerance and intercultural, while adding material on Roma and Egyptian identities. The MoES and the Institute for Development of Education are the responsible implementing institution. No data is reported for this measure for year 2019. <i>Year 2015 Baseline: 0 curricula</i> <i>Year 2016 achieved : No data available</i> <i>Year 2017 achieved: No data available</i> <i>Year 2018 achieved: 12 text books</i> <i>Year 2019 achieved: No data available</i>		Total Budget planned (2019) EUR N/A
			Total Budget spent (2019) EUR N/A
M 2.3	Reviewing the Second Chance Programme to increase its efficiency as a transitory system to mainstream education. Beginning September 2018, the Second Chance Program is closed. This indicator will not be reported any more.		Total Budget planned (2019) No cost
			Total Budget spent (2019) No Cost
M2.4	Implementing the improved Second Chance Programme. Not reported anymore <i>Year 2015 Baseline: 917 Roma</i> <i>Year 2016 achieved : No data available</i> <i>Year 2017 achieved: 121 Roma</i> <i>Year 2018 achieved: 54 Roma</i> <i>Year 2019 achieved: Not reported anymore</i>		Total Budget planned (2019) EUR 0 Total spent (2019) EUR 0
	Roma	Romani Woman	Overall population
			127
	Second indicator: During year 2019,no number is reported on individuals of Roma and Egyptians who attended the Second Chance Programme, transited back into mainstream schools. This indicator will not be reported anymore. MoES is the responsible institution for this measure.		

	<p>Year 2017 Baseline: 917 Roma and Egyptian</p> <p>Year 2016 achieved : 917 Roma and Egyptian</p> <p>Year 2017 achieved: 20 percent</p> <p>Year 2018 achieved : 72 percent</p> <p>Year 2019 achieved : Not reported anymore</p>	
M 2.5	<p>Organizing intercultural extracurricular activities for raising awareness about the Roma and Egyptian identities (among others).</p> <p>257 schools have organized intercultural activities during 2019.</p> <p>2019 target for this indicator is 75 schools and the performance against target is 342 percent. There is a considerable growth of the number of schools comparing with the baseline data reported as follows:</p> <p>Baseline: In 2013, were organized 602 intercultural activities by 96 schools with the participation of over 4,800 students. In addition, during years 2011-2013, 11 REDs and 7 Eos, in cooperation with civil society, organized 60 summer camps with 722 Roma and Egyptian children out of total of 2,677 children.</p> <p><i>(Additional explanation related to this measure is provided at the attached end-note document).</i></p> <p>Year 2015 Baseline: 75 schools</p> <p>Year 2016 achieved : 146 schools</p> <p>Year 2017 achieved: 246 schools</p> <p>Year 2018 achieved: 282 schools</p> <p>Year 2019 achieved: 257 schools</p>	Total Budget planned (2019) EUR 28,800
		Total Budget spent (2019) EUR 28,800
M 2.6	<p>Preventing and dealing with segregated schools.</p> <p>5 schools are reported from Ministry of Education and Sports as segregated schools during 2019. These schools reported from local education office of Belsh.</p> <p>Within these schools 12 classes are reported as segregated ones during 2019. 6 out of 12 classes are in urban areas</p> <p>The MoES and the Commissioner for Protection against Discrimination are the responsible reporting Institutions.</p>	Total Budget planned (2019) No cost
		Total Budget spent (2019) No cost
Objective 3 To strengthen the cooperation of school with social services, in order		

to address the cases of Roma and Egyptian children with socio-economic problems.			
Total budget	EUR 224,163		
Budget planned (2019)	EUR 22,400		
Budget spent (2019)	EUR 0		
Indicator	100% of Roma and Egyptian community girls and boys with socio-economic problems will be supported by the social services due to the coordination with community education institutions, by the end of 2020.		
Baseline (2015)	Roma Total	Roma female	Overall population
	2,500		
Milestone (2019)	[please insert planned milestone for this goal for 2019] 20%		
Achievement (2019)	Roma	Romani Woman	Overall population
	7,509	3,594	n/a
Measures under objective 3 implemented in 2019			
M3.1	Identifying and enrolling all the Roma and Egyptian girls and boys of mandatory school age into school, through multisectoral working groups at the local level (including schools, health care, police, social administrators).		Budget Total planned (2019)
			No cost
			Total Budget spent (2019)
			No cost
	<p>Local government units and school directorates are the responsible implementing institutions. These institutions reported that multi-sectorial working groups at the local level, established since previous year, continued to meet regularly during year 2019. The working groups are composed by the representatives of different fields including schools, health care, police, and social administrators.</p> <p>6,323 is the number of Roma and Egyptian boys and girls enrolled into primary school during year 2019. The total number shows a higher number of male 3,3992 individuals, and female 2,944 individuals; 2,274 were Roma and 4,049 were Egyptians. It is evident a higher participation of Roma from urban areas 5,042 and 1,281 were from rural ones.</p> <p><i>Year 2016 Baseline - achieved : 5,810 Roma and Egyptian</i> <i>Year 2017 achieved: 5,534 Roma and Egyptian</i> <i>Year 2018 achieved: 6,383 Roma and Egyptian</i> <i>Year 2019 achieved: 6,323 Roma and Egyptian</i></p>		
	Roma	Romani Woman	Overall population
	6,383	2,961	
M3.2	Creating a database of children of pre-school and		Total Budget

	compulsory school age (including Roma and Egyptians), in cooperation with the Ministry of Interior, Ministry of Health, Ministry of Social Welfare and Youth, civil society and other stakeholders.		planned (2019)
	<p>Note: Inter ministerial Memorandum of Understanding was signed by the Ministry of Education and Sports, Ministry of Interior, Ministry of Social Welfare and Youth and the Ministry of Health regarding the establishment of the system since year 2016. The electronic Dbase is not yet designed.</p> <p><i>Year 2015 Baseline: 0</i> <i>Year 2016 achieved : 0</i> <i>Year 2017 achieved: 0</i> <i>Year 2018 achieved : 0</i> <i>Year 2019 achieved : 0</i></p>		EUR 22,400 Total Budget spent (2019) EUR 0
M 3.3	Following up with every school to identify Roma and Egyptian girls and boys who are absent from the pre-school and compulsory education system to ensure their enrolment.		Total Budget planned (2019)
			No cost
	<p>176 Roma and Egyptian girls and boys, who did not attend the pre-school and compulsory education systems were identified during year 2019. Due to the intense work performed by the Regional Education Departments, during the previous years aiming to make the parents aware for the education of their children there is an increase of the number of Roma and Egyptian children who attended pre-school and compulsory education systems. Consequently for the year 2019 there is a decrease in number of Roma and Egyptian girls and boys reported , who did not attend the pre-school and compulsory education systems</p> <p>Data indicates that 88 were females and 88 were male, whereas the number of Roma were 39 and Egyptians 137. Urban area 111 and rural area 65. MoES and local government units are the responsible implementing institutions.</p> <p><i>Baseline - Year 2016 achieved : 79</i> Roma and Egyptian <i>Year 2017 achieved: 114</i> Roma and Egyptian <i>Year 2018 achieved: 62</i> Roma and Egyptian <i>Year 2019 achieved: 176</i> Roma and Egyptian</p>		Total Budget spent (2019)
			No cost
	Roma	Romani Woman	Overall population
	176	88	

M3.4	Organizing periodical meetings with Roma and Egyptian parents in their settlements for issues related to the importance of compulsory education.		Total Budget planned (2019) EUR No cost
	<p>During year 2018, the commitment of local government units to work with Roma community members to include them in the education system as well as to raise awareness among parents in this process continued to be a strong. In Roma settlements, municipalities and different NGOs were in contact with Roma parents having full access to the staff of psychologists, social workers or teaching assistants. Parents of Roma children participated in regular parent and school board meetings as well as in awareness-raising campaigns and activities.</p> <p>Therefore 2,136 door-to-door visits were performed by the psychologists, social workers or teaching assistants to Roma and Egyptians households against 1400 visits planned for this year.</p> <p>Family's visits were conducted by the child protection and gender equality and domestic violence professionals in LGUs. The team was composed by the social worker, psychologist and cultural mediator representing the Roma community in the municipalities.</p> <p>884 Roma and Egyptian parents participated in awareness raising campaigns on enrolment in compulsory education during year 2019 against 555 reported during year 2018 .</p> <p>Data shows that 545 were female and 339 were male, 329 were Roma and 555 were Egyptians, 665 from urban areas and 219 were from rural ones.</p> <p>MoES and local governance units are responsible implementing institutions for this measure.</p> <p><i>Year 2016 Baseline achieved : 560 Roma and Egyptian</i> <i>Year 2017 achieved: 491 Roma and Egyptian</i> <i>Year 2018 achieved: 555 Roma and Egyptian</i> <i>Year 2019 achieved: 884 Roma and Egyptian</i></p>		Total Budget spent (2019) EUR No cost
	Roma	Romani Woman	Overall population
	884	545	
	Urban	Rural	
	665	219	
M 3.5	Referring families of children who drop out or are at risk for abandoning compulsory education to social protection services and other sources of support.		Total Budget planned (2019) No cost
	221 families were referred to social protection services		Total Budget

<p>or other sources of support for children that drop out of school during year 2019 against 198 reported during year 2018.</p> <p>Data indicates that 126 families were Roma and 95 families Egyptians. Year 2019 reported number continues to be far away from this year target which is 500 families. The 2019 performance against target is 44 percent. MoES and local government units are the responsible implementing institutions.</p> <p><i>Year 2015 Baseline: 500 families</i> <i>Year 2016 achieved : 15 families</i> <i>Year 2017 achieved: 145 families</i> <i>Year 2018 achieved: 198 families</i> <i>Year 2019 achieved: 221 families</i></p>		spent (2019)	
		No cost	
Roma families		Egyptians families	Overall population
126 families		95 families	
Objective 4: To value and promote the recognition of the Roma and Egyptian identities as an integral part of Albanian cultural heritage.			
Total budget		EUR 73,965	
Budget planned (2019)		EUR 4,840	
Budget spent (2019)		EUR 1,248	
Indicator		Roma and Egyptian identity is recognized by the entire Albanian population by the end of 2020.	
Baseline (2015)		Roma Male	Roma female
			Overall population
Milestone (2019)			
Achievement (2019)		Roma	Romani Woman
		n/a	Overall population
		n/a	n/a
Measures under objective 4 implemented in 2019			
M4.1	Organizing cultural and artistic activities inspired by Roma and Egyptian identities and folklore and activities that promote intercultural cooperation.		Total Budget planned (2019)
	The Ministry of Culture and the National Centre of Folklore Activities are the responsible implementing institutions which reported as follow:		EUR 4,136
	3 cultural activities related to the Roma and Egyptian identities and folklore were organized and/or completely funded by Ministry of Culture during year 2019.		Total Budget spent (2019)
			EUR 1,248

	<p>The 2019 target for this indicator was 20 activities and the performance against target is 30 percent.</p> <p><i>(Additional explanation related to this measure is provided at the attached end-note document).</i></p> <p>Year 2016 Baseline: 2 cultural activities Year 2016 achieved : 6 cultural activities Year 2017 achieved: 4 cultural activities Year 2018 achieved: 2 cultural activities Year 2019 achieved: 3 cultural activities</p>	
M4.2	<p>Translating and publishing Roma literature in Albanian language and vice versa.</p> <p>During year 2019 there were no Roma and Egyptian literature documents translated and published in Albanian language because there were no projects submitted by the Roma community itself</p>	Total Budget planned (2019)
		EUR 600
M4.3	<p>Inventory and digital registration of the spiritual heritage of the Roma and Egyptian communities in order to preserve and transmit the features of their identity to the future generations.</p> <p>The Inventory and digital registration of the spiritual heritage of the Roma and Egyptian communities is a responsibility of Ministry of Culture. Nothing new is reported for year 2019. The Ministry of Culture is the responsible implementing institution.</p>	Total Budget planned (2019)
		No cost
M4.4	<p>Including Roma and Egyptian history, handicrafts and identity in tourism guides and producing brochures about both of these communities in Albania.</p> <p>Nothing new is report for year 2019 for this measure. The Ministry of Culture is the responsible implementing institution.</p>	Total Budget planned (2019)
		EUR 104
M4.5	<p>Disseminating the call for proposals of the Ministry of Culture and other related sources of funding to Roma and Egyptian organizations (i.e. sharing the link via email) and ensuring that the selected projects include those implemented by Roma and Egyptian organizations.</p> <p>4 call for proposals were released for funding Roma and Egyptian organizations during year 2019. Three projects, designed by Roma and Egyptian organizations were successfully funded by the MoC.</p> <p>The Ministry of Culture is the responsible implementing institution.</p>	Total Budget planned (2019)
		No cost
		Total Budget spent (2019)
		N/A

	<i>Baseline - Year 2016 achieved : 6 projects</i> <i>Year 2017 achieved: 0 projects</i> <i>Year 2018 achieved: 2 projects</i> <i>Year 2019 achieved: 3 projects</i>	
M4.6	Providing premises for holding activities organized by Roma and Egyptian organizations. 0 Roma and Egyptians cultural activities were held at the premises of Ministry of Culture for year 2019 . The Ministry of Culture is the responsible implementing institution. <i>Year 2015 Baseline: 2 Roma cultural activities</i> <i>Year 2016 achieved : 1 Roma cultural activities</i> <i>Year 2017 achieved: 1 Egyptian cultural activities</i> <i>Year 2018 achieved: 1 Egyptian cultural activities</i> <i>Year 2019 achieved: 0 Roma and Egyptian cultural activities</i>	Total Budget planned (2019) No cost
		Total Budget spent (2019) No cost
M4.7	Recruiting Roma/Egyptian experts in the central/regional institutions of the Ministry of Culture. Two representatives of Roma and Egyptian minorities were employed by institutions of MoC during year 2018. The Ministry of Culture is the responsible implementing institution. In the National Ensemble of Folk Songs and Dances there are 2 employees from Roma and Egyptian minorities. <i>Year 2015 Baseline: 1 Roma/Egyptian</i> <i>Year 2016 achieved : 0 Roma/Egyptian</i> <i>Year 2017 achieved: 0 Roma/Egyptian</i> <i>Year 2018 achieved: 0 Roma/Egyptian</i> <i>Year 2019 achieved: 2 Roma/Egyptians</i>	Total Budget planned (2019) No cost
		Total Budget spent (2019) No cost

Reporting person	
Name SURNAME	Besnik RAMA
Position	Roma Focal Point
Institution	Ministry of Education and Sports
Email	Besnik.Rama@arsimi.gov.al
Reporting person	
Name SURNAME	Arian Avrazi
Position	Roma Focal Point
Institution	Ministry of Culture
Email	arian.avrazi@kultura.gov.al

HEALTH			
Goal: To ensure accessible, affordable and equitable healthcare to Roma and Egyptians.			
To ensure accessible, affordable and equitable healthcare to Roma and Egyptians.			
Total budget	EUR 4,162,790		
Indicator			
Baseline (2015)	Roma Total	Roma female	Overall population
	5,668		
Milestone (2019)			
Budget planned (2019)	EUR 882,250		
Budget spent (2019)	EUR 3,668,701		
Achievement (2019)	Roma	Romani Woman	Overall population
	107,997	64,085	1,352,500
Objective 1: To increase the number of Roma and Egyptians using the mainstream healthcare services.			
To increase the number of Roma and Egyptians using the mainstream healthcare services.			
Total budget	EUR 3,562,045		
Budget planned (2019)	EUR 849,571		
Budget spent (2019)	EUR 3,636,454		
Indicator	100% of Roma and Egyptian community members will be able to use the mainstream healthcare services by the end of 2020.		
Baseline (2015)	Roma Total	Roma female	Overall population
	3,668		
Milestone (2019)			
Achievement (2019)	Roma	Romani Woman	Overall population
	77,994	46,235	1,352,500
Measures under objective 1 implemented in 2019			
M1.1	Ensuring regular staffing (doctors and nurses) and services at health clinics/centres, prioritizing those situated near Roma/Egyptian settlements.		Total State Budget planned (2019)
	This measure has two indicators. The MoHSP is the responsible implementing institution. First indicator: Since 2017 MoHSP has issued a directive to Regional Health Directorates to ensure regular staffing and services in health clinics/centres. This directive includes also		EUR 0
			Total State Budget spent (2019)
			EUR 0

M1.2	<p>health clinics/centres near Roma/Egyptian settlements.</p> <p>Second indicator: 375 health clinics/centers were situated near Roma/Egyptian settlements in the national level during year 2019 reported from MoHSP. There is no new health clinic reported.</p> <p><i>Year 2015 Baseline: 60 clinics/centers</i> <i>Year 2016 achieved : No data available</i> <i>Year 2017 achieved: 375 clinics/centers</i> <i>Year 2018 achieved: 375 clinics/centers</i> <i>Year 2019 achieved: 375 clinics/centers</i></p> <p>Constructing new health centres close to Roma and Egyptian settlements lacking access to health facilities, serving the entire population of the area, the Roma, Egyptians and non-Roma.</p> <p>During 2019, a total of 88 health centers and ambulances have been reconstructed in urban and rural areas. There is an initiative of MoHSP to strengthen the national health system, increasing access to quality health services for all children and parents of vulnerable and marginalized groups, and especially for pregnant women, mothers and infants. A part of the reconstructed health centers are close to Roma settlements such as areas of Shkoza, Kombinat, Bathore, Selite in Tirana municipality as well as other following municipalities; Lezhe, Korce, Fier, Elbasan, Berat, Durres .</p> <p><i>Year 2015 Baseline: 0 clinics/centers</i> <i>Year 2016 achieved : 0 clinics/centers</i> <i>Year 2017 achieved: 1 clinic/center</i> <i>Year 2018 achieved: 0 clinic/centers</i> <i>Year 2019 achieved: 88 clinics/centers</i></p>	<p>Total budget planned</p> <p>EUR 25,714</p> <p>Total budget spent</p> <p>EURO 0[†]</p>
M1.3	<p>Employing qualified Roma and Egyptians as healthcare personnel, including doctors, nurses, social workers in healthcare and support staff.</p> <p>During year 2019, 0 new intern have found a job in the public health care system upon completion of the internship program.</p> <p>The 2019 target for this indicator was 2 Roma and Egyptians and the performance against target is 0%.</p> <p>The MoHSP is the responsible implementing institution.</p> <p><i>Year 2015 Baseline: 0 Roma and Egyptians</i> <i>Year 2016 achieved : No data available</i> <i>Year 2017 achieved: 2 interns Roma and Egyptians</i></p>	<p>Total budget planned (2019)</p> <p>No cost</p> <p>Total spent (2019)</p> <p>spent</p> <p>No cost</p>

[†] The cost of rebuilding the 88 health clinic centers is not considered because these centers belong to the entire population and are not intended solely for the Roma and Egyptian minorities.

	<i>Year 2018 achieved: 0 intern Roma and Egyptians</i> <i>Year 2019 achieved: 0 intern Roma and Egyptians</i>		
	Roma	Romani Woman	Overall population
	0	0	25,000
M1.4	Developing a standard training for healthcare workers on equitable service provision to people living on the street or in substandard housing, including Roma and Egyptians.		Total budget planned (2019) EUR 43,857
	<p>14 healthcare workers were trained during 2019 on equitable service provision to people living on the street or in substandard housing, including Roma and Egyptians.</p> <p>During year 2019, awareness on HIV AIDS issues were organized with participation of Roma and Egyptian communities members. The activities were organized in Tirana, Durres; Berat, Pogradec, Korce. The project aimed to increase information on HIV infection through outreach activities, including members of the Roma community.</p> <p>The NCCE is the responsible implementing institution.</p>		Total budget spent (2019) EUR 0
M1.5	Providing free healthcare service, by means of the donors' fund for Roma and Egyptians who do not have health insurance, or are not registered as unemployed job seekers, by contracting private duly licensed clinics until the provision of public universal healthcare service.		Total Budget planned (2019) EUR 80,000
	<p>66,197 Roma and Egyptians have fully access to the primary health services during year 2019. Data shows that 34,438 of them were female and 31,759 male, 21,624 were Roma and 44,573 Egyptians;</p> <p>There are 4,722 new individuals from Roma and Egyptian communities have fully access to the primary health services during year 2018.</p> <p>The 2019 target for this indicator was 4,931 and the performance against target is very high.</p> <p>The MoHSP is the responsible implementing institution.</p> <p><i>Year 2015 Baseline: 3,368 Roma and Egyptians</i> <i>Year 2016 achieved : 25,604 Roma and Egyptians</i> <i>Year 2017 achieved: 30,354 Roma and Egyptians</i> <i>Year 2018 achieved: 61,475 Roma and Egyptians</i> <i>Year 2019 achieved: 66,197 Roma and Egyptians</i></p>		Total Budget spent (2019) EUR 99,354
	Roma	Romani Woman	Overall

			population
	66,197	34,438	1,300,000
M1.6	Supporting Roma and Egyptian mothers with information and material packages for baby & maternal care for the first three months of life, for those who deliver the baby at the hospital.		Total Budget planned (2019) EUR 700,000
	11,797 Roma and Egyptian mothers have received the baby & maternal care package during year 2019. There is an increase in the number of mothers received the baby & maternal care package compare to the year 2018 which is reported 7,797.		Total Budget spent (2019) EUR 3,537,100
	Data shows that 5,375 mothers were Roma and 6,422 were Egyptians. The 2019 target for this indicator was 300 mothers and the performance against target is very high.		
	The MoHSP is the responsible implementing institution.		
	<i>Year 2015 Baseline: 300 Roma and Egyptian mothers</i> <i>Year 2016 achieved : 1,961 Roma and Egyptian mothers</i> <i>Year 2017 achieved: 2,059 Roma and Egyptian mothers</i> <i>Year 2018 achieved: 7,753 Roma and Egyptian mothers</i> <i>Year 2019 achieved: 11,797 Roma and Egyptian mothers</i>		
	Roma	Romani Woman	Overall population
	11,797	11,797	27,500
Objective 2: To improve healthcare information and promotion on the available healthcare services for Roma and Egyptians			
To improve healthcare information and promotion on the available healthcare services for Roma and Egyptians			
Total budget	EUR 600,745		
Budget planned (2019)	EUR 32,679		
Budget spent (2019)	EUR 32,247		
Indicator	By the end of 2020, 100% of Roma and Egyptian community members will have complete information related to the issues affecting their health and the available healthcare services.		
Baseline (2015)	Roma Total	Roma female	Overall population
	2,000		
Milestone (2019)			
Achievement (2019)	Roma	Romani Woman	Overall population
	30,003	17850	N/A
Measures under objective 2 implemented in 2018			

M2.1	Providing information, basic diagnostics and first aid through Mobile Medical Teams to Roma and Egyptians in informal settlements, who are not covered by the mainstream system (i.e. lacking personal documents/residence certification or health insurance).		Total budget planned (2019)
			EUR 32,247
	<p>There are two indicators for this activity. The MoHSP, Health Insurance Fund and Public Health Institute are the responsible implementing institutions.</p> <p>First indicator: 30,003 Roma and Egyptians have received information (including on physical, mental and reproductive health issues, STDs, child immunization 0-14, drug use, etc.) and services from the medical mobile teams during year 2018 against 16,650 reported for year 2018.</p> <p>Data shows that 17,850 were female and 12,153 were male; 11,605 were Roma and 18,398 Egyptian;</p> <p>The target for 2019 was 10,000 and the performance against target was 300 percent.</p> <p>Second indicator: 4,404 visits were conducted by doctors to informal Roma settlements. Almost 42% of the local health centers did not report this indicator.</p> <p><i>Year 2105 Baseline: 2,000 Roma and Egyptians</i> <i>Year 2016 achieved : 4,605 Roma and Egyptians</i> <i>Year 2017 achieved: 10,258 Roma and Egyptians</i> <i>Year 2018 achieved: 16,650 Roma and Egyptians</i> <i>Year 2019 achieved: 30,003 Roma and Egyptians</i></p>		Total Budget spent (2019)
			EUR 32,247
M2.2	Roma	Romani Woman	Overall population
	30,003	17,850	
M2.2	Creating the position of health mediators, health educators and volunteers for institutions that provide public services (such as for example health services), with the aim of increasing equal access to such services for this category.		Total Budget planned (2019)
			No cost
	<p>During 2019 the DCM for the position of health care mediators for the provision of public health services was not yet approved. There is no further information regarding of status of the DCM for year 2019. The LGUs are the responsible implementing institutions.</p>		Total Budget spent (2019)
	Roma	Romani women	Overall population

M2.3	Recruiting and training Roma and Egyptians as health outreach mediators.		Total Budget planned (2019) EUR 0
	As far as DCM is not yet approved, the number Roma and Egyptians trained as health outreach mediators is 0. The MoHSP is the responsible implementing institution.		Total State Budget spent (2019) EUR 0
	Roma	Romani women	Overall population
	0	0	
M2.4	Coordinating with the Ministry of Education and Sports to ensure that among university quota and scholarships Roma and Egyptian medical/nursing students are prioritized.		Total Budget planned (2019) No cost
	A total of 14 media professionals have been trained (some are health professionals working at the health centers where Roma community is present and some others are members of the Roma community. A total of 8 training session as following: 3 training sessions were held with participation of mediators; 3 sessions with participation of health personnel and 2 sessions with participation of Roma and Egyptian community.		Budget spent (2019) No cost
M2.5	Preparing user-friendly information and promotional materials on health issues including in Romani language and with visuals.		Total Budget planned (2019) EUR 432
	Zero leaflets were developed during 2019 regarding the topics of personal hygiene in the Roma language. The community health care program was implemented during 2019 to guarantee services close to the place of residence for vulnerable categories, especially for the Roma and Egyptian minorities. Direct contact in the community is a priority of this program in order to disseminate information on health care. The program serves not only to raise awareness of the Roma and Egyptian minorities about preventive care, but also to improve their health by increasing access to health services where they live. The Ministry of Health and Social Protection, from January 2018 has launched the community health care program, paying special attention to vaccination, mammography and other preventive services. Public Health Institute is the responsible implementing institution. <i>Year 2015 Baseline: 0 promotional materials</i> <i>Year 2016 achieved : No available data</i> <i>Year 2017 achieved: 2,000 promotional materials</i>		Total Budget spent (2019) EUR 0

	Year 2018 achieved: 0 promotional materials Year 2019 achieved: 0 promotional materials	
--	--	--

Reporting person	
Name SURNAME	Jonida Seferi
Position	Roma Focal Point
Institution	Ministry of Health and Social Protection
Email	Jonida.Seferi@shendetesia.gov.al

EMPLOYMENT AND VOCATIONAL EDUCATION AND TRAINING (VET)			
Goal: To provide equal opportunities for formal employment for Roma and Egyptians.			
To provide equal opportunities for formal employment for Roma and Egyptians.			
Total budget	EUR, 7,741,255		
Budget planned (2019)	EUR 874,683		
Budget spent (2019)	EUR 491,020		
Indicator			
Baseline (2015)	Roma	Roma female	Overall population
	1,547		
Milestone (2019)			
Achievement (2019)	Roma	Romani Woman	Overall population
	3,100	1,664	225,181
Objective 1 To integrate Roma and Egyptians in the labour market			
To integrate Roma and Egyptians in the labour market through VET and active employment programs.			
Total budget	EUR 2,162,043		
Budget planned (2019)	EUR 695,883		
Budget spent (2019)	EUR 479,682		
Indicator	80% more Roma and Egyptian men and women participating in VET and active employment programs will be integrated in the labour market by the end of 2020.		
Baseline (2015)	Roma Total	Roma female	Overall population
	891		
Milestone (2019)			
Achievement (2019)	Roma	Romani Woman	Overall population
	3,100	1,664	204,039
Measures under objective 1 implemented in 2019			
M1.1	Supporting the participation of Roma and Egyptians in employment promotion programs (EPP), by establishing Quotas. The MoHSP and NES, as responsible implementing institutions,		Total Budget planned (2019)

	<p>report that a significant improvement in the employment situation for members of the Roma and Egyptian community is observed during 2019. Interventions supported Roma and Egyptians' inclusion in active employment programs, education and vocational training opportunities and in governmental institutions, intending to activate communities' productive potential and to support integration in the labor market.</p> <p>There are 4 indicators for this measure. The MoHSP and NES are the responsible implementing institutions.</p> <p>First indicator: 192 Roma and Egyptians participated in the employment promotion programs during year 2019. This total number is 31% more than 2015 baseline figure (146) and two times less than achievement of year 2017. Data shows that during year 2019, 122 of beneficiaries were female and 70 were male; 38 were Roma and 154 were Egyptians. There is no data regarding the location of the beneficiaries.</p> <p>2019 target for this indicator is 158 Roma and Egyptian and the performance against target is completed in the level of 121%.</p> <p><i>Year 2015 Baseline: 146 Roma and Egyptian</i> <i>Year 2016 achieved : 184 Roma and Egyptian</i> <i>Year 2017 achieved: 338 Roma and Egyptian</i> <i>Year 2018 achieved : 338 Roma and Egyptian</i> <i>Year 2019 achieved : 192 Roma and Egyptian</i></p>		EUR 322,607
			Total Budget spent (2019)
			EUR 390,354
	Roma	Romani Woman	Overall population
	192	122	5,264
	<p>Second indicator: During 2019, 33 Roma and Egyptians were employed after the termination of the EPP programme. Data shows that 23 were female and 10 male; 103 Roma and 23 Egyptians; There is no data regarding the location of the beneficiaries and all Roma and Egyptians reported are older than 15 years.</p> <p>Data is reported in the city of Durres (13) ,Korce (5) , Tirane (9) Shkoder (1) , Vlore (1) , Gjirokaster (3) , Diber (1)</p>		
	Roma	Romani Woman	Overall population
	33	23	3,645
	<p>Third indicator : 953 youth Roma and Egyptians were employed by Regional Employment offices including the individuals who participated in EPP and those who are employed through mediation of the REDs. 908 youth Roma and Egyptians reported are older than 15 yrs old. 457 female and 496 male; 633 Egyptians and 320 Roma</p> <p><i>Year 2015 Baseline: 5 employed by RED</i></p>		

	Year 2016 achieved : 318 employed by RED Year 2017 achieved: 854 employed by RED Year 2018 achieved : 997 employed by RED Year 2019 achieved : 953 employed by RED		
	Roma	Romani Woman	Overall population
	953	457	23,136
	Fourth indicator : 457 Roma and Egyptian women were employed through employment offices during 2019. 157 Roma women and 300 Egyptian women		
M1.2	Doing community work (Employment promotion program).		Total Budget planned (2019)
	<p>120 Roma and Egyptian were involved in community work during year 2019. The inclusive policies that are being pursued by local government units based on the National Action Plan have also had a very significant impact on the involvement of community members in community work. Local Government Units are the responsible implementing institutions.</p> <p>45 % of municipalities did not report this indicator</p> <p>Year 2015 Baseline: 15 Roma and Egyptian Year 2016 achieved : 14 Roma and Egyptian Year 2017 achieved: 268 Roma and Egyptian Year 2018 achieved: 275 Roma and Egyptian Year 2019 achieved: 120 Roma and Egyptian</p>		No cost
			Total Budget spent (2019)
			No cost
	Roma	Romani Woman	Overall population
	120	20	
M1.3	Free of charge participation of Roma and Egyptians in the public vocational trainings for professions highly in demand in the labour market.		Total Budget planned (2019)
	<p>245 Roma and Egyptians completed vocational training courses during year 2019 against 148 reported during year 2018. 91 female and 154 male; 74 Roma and 171 Egyptians.</p> <p>Year 2019 target for this indicator is 270 and performance against target is 90%.</p> <p>25 out of 245 Roma and Egyptians are employed or self-employed.</p> <p>MoHSP and NES are the responsible implementing institutions.</p> <p>Year 2015 Baseline: 250 trained Roma and Egyptians Year 2016 achieved : 90 trained Roma and Egyptians Year 2017 achieved: 67 trained Roma and Egyptians</p>		EUR 35,274
			Total Budget spent (2019)
			EUR 31,747

	<p><i>Year 2018 achieved: 148 trained Roma and Egyptians</i> <i>Year 2019 achieved: 245 trained Roma and Egyptians</i></p>		
	Roma	Romani Woman	Overall population
	245	91	861
M1.4	<p>Granting full scholarships for Roma and Egyptian VET students, at a level which covers the costs of living, tuition fees and textbooks.</p> <p>There are 2 indicators for this measure. The MoHSP is the responsible implementing institution.</p> <p>First indicator: According to DCM 666 dated 10.10.2019 "On financial support for food in canteens and dormitories and determining the criteria for receiving scholarships and payments for students of pre-university education in public educational institutions" all Roma students receive free scholarships and textbooks including a payment of 10 thousand ALL for clothing at the beginning of the academic year.</p> <p>Second indicator: During 2019, 568 Roma / Egyptian students benefited from the increase of scholarships for Vocational Education Trainings. Of this number, 145 are female and 423 are male. The total amount of budget spent for this category is 5,680,000 ALL</p> <p>Ministry of Finance and specifically Vocational Education Department is responsible to report this indicator</p>		Total Budget planned (2019)
			EUR 303,552
			Total budgeted spent (2019)
			EUR 46,557
	Roma	Romani Woman	Overall population
	568	145	
M1.5	<p>Developing and piloting a standard career counselling program in four pilot areas, in order to equip Roma and Egyptians with necessary skills and ultimately facilitate their labour market integration through employment promotion programs, VET and extended exposure to the workplace through a combination of these programs.</p> <p>There are 4 indicators for this measure.</p> <p>First indicator : During 2019, 64 Roma and Egyptians job seekers were involved in the career counselling programs in order to equip them with necessary skills and ultimately facilitate their labour market integration through employment promotion programs[‡]. 26 are female and 38 male. 13 from Roma community and 51 from Egyptian one. All beneficiaries are older than 18 yrs.</p> <p>Year 2019 target for this indicator is 200 and performance against target is 32%.</p> <p>There is a substantial decrease of the number of beneficiaries for</p>		Total Budget planned (2019)
			EUR 34,450
			Total budget spent (2019)
			EUR 11,024

[‡]These are beneficiaries of Swiss Project

this indicator for year 2019 against 157 Roma and Egyptians reported for year 2018.		
<i>Year 2015 Baseline: 200 Roma and Egyptians</i> <i>Year 2016 achieved : 456 Roma and Egyptians</i> <i>Year 2017 achieved: 944 Roma and Egyptians</i> <i>Year 2018 achieved: 157 Roma and Egyptians</i> <i>Year 2019 achieved: 64 Roma and Egyptians</i>		
Roma	Romani Woman	Overall population
64	26	90,000
Second indicator: During 2019, 491 Roma and Egyptians were enrolled in a VET or employment promotion program (per program and as a share of all participants) against 453 Roma and Egyptians reported during year 2018. From the total number of beneficiaries 226 are female and 265 are male; 131 Roma and 360 Egyptians. Year 2019 target for this indicator is 175 and performance against target is 280%. <i>Year 2015 Baseline: 175 Roma and Egyptians</i> <i>Year 2016 achieved : 69 Roma and Egyptians</i> <i>Year 2017 achieved: 842 Roma and Egyptians</i> <i>Year 2018 achieved: 453 Roma and Egyptians</i> <i>Year 2019 achieved: 491 Roma and Egyptians</i>		
Roma	Romani Woman	Overall population
491	226	59,297
Third indicator: 437 Roma and Egyptians have successfully completed a VET program or employment promotion during year 2019 . From the total number reported 213 are female and 224 male; 124 from Roma community and 313 from Egyptian one. Year 2019 target for this indicator is 100 Roma and Egyptians and performance against target is 437%. Roma and Egyptians beneficiaries reported are from : Durrës (72), Elbasan (74), Diber (25), Fier (18) , Gjirokaster (13) and Korce (85); Kukës (2); Lezhe (14) ; Shkoder (8); Tirana (62); Vlore (52); Berat (12) <i>Year 2015 Baseline: 100 Roma and Egyptians</i> <i>Year 2016 achieved : 100 Roma and Egyptians</i> <i>Year 2017 achieved: 193 Roma and Egyptians</i> <i>Year 2018 achieved: 402 Roma and Egyptians</i> <i>Year 2019 achieved: 437 Roma and Egyptians</i>		

	Roma	Romani Woman	Overall
--	------	--------------	---------

			population
	437	213	20,975
	Fourth indicator: During year 2019, 58 Roma and Egyptians managed to find a job upon termination of a VET program (25 Roma and Egyptians) or employment promotion program (33 Roma and Egyptians). From the total reported 29 are female and 36 are Egyptians; 22 are from Roma minority and 36 from Egyptian one. 2019 target for this indicator is 30 and performance against indicator is 193% <i>Year 2015 Baseline: 0 Roma and Egyptians</i> <i>Year 2016 achieved : 0 Roma and Egyptians</i> <i>Year 2017 achieved: 25 Roma and Egyptians</i> <i>Year 2018 achieved: N/A Roma and Egyptians</i> <i>Year 2019 achieved: 58 Roma and Egyptians</i>		
	Roma	Romani Woman	Overall population
	58	29	861
M1.6	Approving the decision to postpone the deadline for receiving the benefits accompanying the economic aid (not the allowance) for Roma and Egyptian beneficiaries registered under employment promotion programs until they find a permanent job following the termination of the employment promotion program. Joint Order No. 808, dated 31.12.2019 “On the approval of the Plan of Measures in Implementation of the Exit Program of Economic Aid Scheme” between the Ministry of Finance and the Ministry of Health and Social Protection will be implemented during year 2020		Total Budget planned (2019).
			No cost
			Total Budget spent (2019)
			No cost
Objective 2: To promote (social) entrepreneurship and self-employment of Roma and Egyptians			
To promote (social) entrepreneurship and self-employment of Roma and Egyptians			
Total budget	EUR 5,130,878		
Budget planned (2019)	EUR 144,000		
Budget spent (2019)	EUR 0		
Indicator	300 representatives of Roma and Egyptian communities will be self-employed or carry out (social) entrepreneurship by the end of 2020.		
Baseline (2015)	Roma Total	Roma female	Overall population

	200		
Milestone (2019)			
Achievement (2019)	Roma	Romani Woman	Overall population
	374	n/a	21,142
Measures under objective 2 implemented in 2019			
M2.1	<p>Drafting and approving the law allowing the government to provide support through grants for social enterprise, which would promote employment of Roma and Egyptians among others.</p> <p>On 9.06.2016 the Law No. 65/2016 "On Social Enterprises in the Republic of Albania." was adopted. In compliance with the Law on Socially Enterprises, the drafting and full approval of sub-legal acts was completed. DCM nr. 56 "On the definition of specific categories of disadvantaged groups" was adopted on January 31, 2018. Also DCM no.16 that provides the hearing of activities carried out by social enterprises was adapted on January 12, 2018.</p> <p>This measure has been completed since year 2018 and there is no need to be reported in 2019.</p>	Total Budget planned (2019)	
		No cost	
		Total Budget spent (2019)	No cost
M2.2	<p>Evaluating potential impact of tax exemption for Roma and Egyptian entrepreneurs/ self- employed who are transitioning into the labour market from long-term unemployment, social welfare, begging and informal work, as well as those living in inadequate conditions (i.e. in informal settlements, in social housing but risking eviction due to inability to pay rent).</p> <p>No updates are reported about tax exemption evaluation report developed, presented and publically discussed during year 2019. Ministry of Finance and Economy is the responsible implementing institution.</p>	Total Budget planned (2019)	
		Not available	
		Total Budget spent (2019)	Not available
M2.3	<p>Designating and equipping outdoor market spaces that could be used for sale of goods and handicraft products, where Roma and Egyptians have access.</p> <p>144 designated market place were used by Roma and Egyptians for sale of goods and handicraft products during year 2019. The LGUs are the responsible implementing institutions.</p> <p>The following are municipalities that have supported the Roma and Egyptian communities with such assistance:</p> <p>Gjirokaster, Roskove, Kamez,Librazhd, Lezhe, Cerrik, Pogradec, Vore, Gramsh, Durres, Tirane, Skrapar, Diber, Korce, Rrogozhine. Fier, Sarande, Peqin,Elbasan, Berat, Ura Vajgurore.</p> <p><i>Baseline -Year 2016 achieved : 166 designated market place</i> <i>Year 2017 achieved: 180 designated market place</i></p>	Total Budget planned (2019)	
		No cost	
		Total Budget spent (2019)	No cost

	<p><i>Year 2018 achieved: 175 designated market place</i></p> <p><i>Year 2019 achieved: 144 designated market place</i></p>	
M2.4	<p>Conducting a study on the position of Roma and Egyptian individual collectors of recyclable waste in the context of granting in concession of dump areas.</p> <p>There is no data reported for this indicator for year 2019. The Ministry of Environment is the responsible implementing institution.</p>	Total Budget planned (2019)
		EUR 0
		Total Budget spent (2019)
		EUR 0
M2.5	<p>Inspecting the implementation and reviewing of the existing regulations on waste treatment to ensure that all municipal waste treatment plants are fenced off, so as to prevent hazardous waste collection from such plants, in particular by children.</p> <p>There is no data reported for this indicator for year 2019. The Ministry of Environment is the responsible implementing institution.</p>	Total Budget planned (2019)
		Not available
		Total Budget spent (2019)
		Not available
2.6	<p>Developing a subsidy programme for upgrading or replacing the modified vehicles frequently used by Roma and Egyptians to transport goods, in order to improve public safety and ensure more sustainable income</p> <p>This indicator has been completed in year 2018.</p>	Total Budget planned (2019)
		Not applicable
		Total Budget spent (2019)
		Not applicable
M2.7	Advocacy activities with local government representatives to reduce local taxes and fees by 30 percent for businesses established by Roma and Egyptians.	Total Budget planned (2019)

	There are 2 indicators for this measure. The LGUs are the responsible implementing institutions.		No cost
	First indicator: One local government units, Korce Municipality, reported that has reduced fees and taxes for businesses established by Roma and Egyptians.		Total Budget spent (2019)
	Second indicator: 237 businesses run by Roma and Egyptians have profited from the decrease in local taxation during year 2019. Data shows that 99 businesses were from Roma minority and 139 from Egyptian minority. The 2019 target was 5 businesses and the performance against target is too high.		No cost
	<i>Year 2015 Baseline: 5 businesses</i> <i>Year 2016 achieved : 166 businesses</i> <i>Year 2017 achieved: 20 businesses</i> <i>Year 2018 achieved: 374 businesses</i> <i>Year 2019 achieved: 237 businesses</i>		
	Roma businesses	Romani Woman	Overall population
	237	N/A	
M2.8	Informing Roma and Egyptian farmers regarding grants and providing technical assistance for business plan development in accordance with the Call for Proposals issued by the Agricultural and Rural Development Agency.		Total Budget planned (2019)
	There is no data reported for this indicator for year 2019. The Agricultural and Rural Development Agency is the responsible implementing institution which is not able to report these data for this indicator.		EUR N/A
	<i>Baseline - Year 2016 achieved : No data available</i> <i>Year 2017 achieved: No data available</i> <i>Year 2018 achieved: No data available</i> <i>Year 2019 achieved: No data available</i>		Total Budget spent (2019)
			EUR N/A
	Roma	Romani Woman	Overall population
	N/A	N/A	
M2.9	Awarding grants for Roma and Egyptian applicants (farmers) among others, for development of agriculture or rural development projects.		Total Budget planned (2019)

	<p>No data available for this indicator for year 2019. The Agricultural and Rural Development Agency is the responsible implementing institution which is not able to report these data for this indicator.</p> <p>This agency offers small grants to farmers, co-operatives, etc. with an average sum of EUR 8,800 per grant beneficiary. The total amount of the annual state budget disbursed through the small grants program is 1.8 billion ALL and about 1.600 farmers benefit from this program.</p> <p>1% of this amount or EUR 144,000 should be targeted annually for farmers from Roma and Egyptian minorities.</p> <p><i>Baseline - Year 2016 achieved : No data available</i> <i>Year 2017 achieved: 0 applicants Roma and Egyptians</i> <i>Year 2018 achieved: No data available</i> <i>Year 2019 achieved: No data available</i></p>		<p>EUR 144,000</p> <p>Total Budget spent (2019) EUR N/A</p>
	Roma	Romani Woman	Overall population
	N/A	N/A	21,142
M2.10	<p>Providing grants and support services (start-up, preparation of individual investment plans, soft-loans, accounting, etc.) for low skilled potential Roma and Egyptian entrepreneurs and self-employed and facilitate their transition into the formal economy.</p> <p>No data available for this indicator for year 2019.</p> <p><i>Year 2015 Baseline: 200 Roma and Egyptians</i> <i>Year 2016 achieved : No data available</i> <i>Year 2017 achieved: 34 Roma and Egyptians</i> <i>Year 2018 achieved: N/A Roma and Egyptians</i> <i>Year 2019 achieved: N/A Roma and Egyptians</i></p>		<p>Total Budget planned (2019) EUR N/A</p> <p>Total Budget spent (2019) EUR N/A</p>
	Roma	Romani Woman	Overall population
	N/A	N/A	

Objective 3: To build capacities and improve the performance of the NES and VET system staff for the integration of Roma and Egyptians in the labour market.

To build capacities and improve the performance of the NES and VET system staff for the integration of Roma and Egyptians in the labour market.

Total budget	EUR 448,334
--------------	-------------

Budget planned (2019)	EUR 34,800		
Budget spent (2019)	EUR 11,338		
Indicator	The work performance of NES staff and VET system for the integration of Roma and Egyptian in the labour market will be improved more than 80% by the end of 2020.		
Baseline (2015)	Roma Total	Roma female	Overall population
	456	NA	
Milestone (2019)			
Achievement (2019)	Roma	Romani Woman	Overall population
	0	0	n/a
Measures under objective 3 implemented in 2019			
M3.1	Training NES and VET system staff on the challenges and good practices for the integration of Roma and Egyptian jobseekers/entrepreneurs in the labour market. Data from NES shows that 332 employees were trained regarding employment services during year 2019. 2019 target for this indicator is 450 employees and performance against target is 73% <i>(Additional explanation related to this measure is provided at the attached end-note document).</i> <i>Year 2015 Baseline: 450 employees trained</i> <i>Year 2016 achieved : 323 employees trained</i> <i>Year 2017 achieved: 20 employees trained</i> <i>Year 2018 achieved : 90 employees trained</i> <i>Year 2019 achieved : 332 employees trained</i>		Total Budget planned (2019) EUR 15,600
			Total Budget spent (2019) EUR 11,338
M3.2	Preparing information materials on protection from ethnic discrimination at the workplace, promoting the successful examples of cultural diversity and inclusiveness. There is no data for this indicator. The 2019 target is 3,520 information materials generated and distributed. The MoHSP is the responsible implementing institution. <i>Year 2015 Baseline: 3500 information materials</i> <i>Year 2016 achieved : No available data</i> <i>Year 2017 achieved: No available data</i> <i>Year 2018 achieved: No available data</i> <i>Year 2019 achieved: No available data</i>		Total Budget planned (2019) EUR N/A
			Total Budget spent (2019) EUR N/A
M3.3	Employing qualified Roma and Egyptians as career counsellors, specialists and instructors at the NES and VET centres.		Total Budget planned (2019)

	<p>During year 2019, zero Roma and Egyptians have been employed as specialist and career advisors in Employment Offices. NES and VET centers are the responsible implementing institutions.</p> <p><i>Year 2015 Baseline: 2 Roma and Egyptians</i> <i>Year 2016 achieved :5 Roma and Egyptians</i> <i>Year 2017 achieved: 4 Roma and Egyptians</i> <i>Year 2018 achieved: 4 Roma and Egyptians</i> <i>Year 2019 achieved: 0 Roma and Egyptians</i></p>		<p>No cost</p> <p>Total Budget spent (2019) EUR No cost</p>
	Roma	Romani Woman	Overall population
	0	0	
M3.4	<p>Revising the existing Code of Ethics on Public Employment, for VET centres and NES, including elements of compliance with the principle of diversity (cultural, gender, etc.) and non-discrimination due to ethnic belonging.</p>		Total Budget planned (2019) EUR N/A
	<p>During year 2019, 300 officials from employment offices were trained on “Ethic in the communication and service”. NES is the responsible implementing institution.</p>		Total Budget spent (2019) EUR N/A
M3.5	<p>Introducing annual targets for employment of Roma and Egyptians in the public service and a Young Professionals Programme for Roma and Egyptians interested in this career path.</p>		Total budget planned (2019) EUR 19,200
	<p>There are 3 indicators for this measure. The MoHSP is the responsible implementing institution.</p> <p>First indicator: During 2019, 0 Roma mediators employed in the public service (NES). 2019 target was 4 new Roma and Egyptian public servants every year.</p> <p>Second indicator: During 2019, there is no data available about the number of Roma (under the age of 35) who have completed the Young Professionals Programme.</p> <p>Third indicator: There is no data reported about the number of Roma included in the National Internships Program in the Public Administration Institutions.</p> <p><i>Year 2015 Baseline: 4 Roma and Egyptians employed</i> <i>Year 2016 achieved : No data available</i> <i>Year 2017 achieved: 4 Roma and Egyptians employed</i> <i>Year 2018 achieved: 4 Roma and Egyptians employed</i> <i>Year 2019 achieved: 0 Roma and Egyptians employed</i></p>		Total budget spent (2019) EUR 0
New Indicator	<p>Number of Roma and Egyptians employed in local government institutions.</p>		No cost

	<p>Eleven municipalities reported this indicator for year 2019. (Korce, Vlore, Vore, Gjirokaster, Librazhd, Durres, Lezhe, Kamez, Tepelene, Ura Vajgurore and Pogradec).</p> <p>All municipalities report that have employed either Roma or Egyptian community members in their local institutions such as, office of cleaning and greenery or lighting, water supply etc. In total 580 Egyptians and 64 Roma people are employed in the abovementioned local governance institutions.</p>	
Reporting person		
Name SURNAME	Aida Kureta	
Position	Roma Focal Point	
Institution	NES, Ministry of Finance	
Email	Aida.Kureta@shkp.gov.al	

EQUAL ACCESS TO CIVIL REGISTRATION AND JUSTICE			
Goal: To facilitate opportunities for the equal use of civil registration services and justice for Roma and Egyptians.			
To facilitate opportunities for the equal use of civil registration services and justice for Roma and Egyptians.			
Total Budget	EUR 1,947,086		
Budget planned (2019)	EUR 235,600		
Budget spent (2019)	EUR 84,414		
Indicator			
Baseline (2015)	Roma Total	Roma female	Overall population
	6,552		
Milestone (2019)			
Achievement (2019)	Roma	Romani Woman	Overall population
	3,762	69	4,046
Objective 1: To provide legal aid for the reflection of data in real time in the civil registrar of the Roma and Egyptian communities			
To provide legal aid for the reflection of data in real time in the civil registrar of the Roma and Egyptian communities in order to solve the problems that hinder their full access in the civil registry service.			
Total budget	EUR 1,668,632		
Indicator	By the end of 2020, 100% of the Roma and Egyptian community members will have full access in the civil registry service.		
Budget planned (2019)	EUR 230,651		

Budget spent (2019)	EUR 73,230		
Baseline (2015)	Roma Total	Roma female	Overall population
	6,427		
Milestone (2019)			
Achievement (2019)	Roma	Romani Woman	Overall population
	3,455	63	2,943
Measures under objective 1 implemented in 2019			
M1.1	Providing assistance for obtaining documents for children born abroad (in the right form and with the right content.. No available data for the number of children born abroad and provided with technical assistance for obtaining documents. The Child protection units and other public and non-public bodies that operate in the area of children's rights are the responsible implementing institutions. <i>Year 2015 baseline: No data available</i> <i>Year 2016 achieved : No data available</i> <i>Year 2017 achieved: 235 Roma and Egyptians</i> <i>Year 2018 achieved: No available data</i> <i>Year 2019 achieved: No available data</i>		Total budget planned (2019)
			EUR N/A
			Total Budget spent (2019)
			EUR N/A
	Roma	Romani women	Overall population
	N/A	N/A	
M1.2	Reporting unregistered children, including those born inside and outside of health institutions, and inside and outside the territory of the Republic of Albania to civil registry offices for follow up and registration. According to the data reported from the governmental institutions and Ministry of Interior, 82 Roma and Egyptian born children were identified as unregistered. 34 of them are female and 48 male. The General Directorate of Civil Registration, in cooperation with state bodies and non-governmental organization operating in the field of human rights and especially children, in continuity with its obligations deriving from the action plan, during 2019 held meetings throughout the territory of Albania with participation of Roma and Egyptian community members, in order to identify cases of unregistered children and then treat them until the final solution. Ministry of Interior (Mol) is the responsible institution for this measure. <i>(Additional explanation related to this measure is provided at the attached end-note document).</i>		State Budget planned (2019)
			No cost
			Budget spent (2019)
			No cost

	<i>Year 2015 Baseline: 267 Roma and Egyptian children</i> <i>Year 2016 achieved : 463 Roma and Egyptian children</i> <i>Year 2017 achieved: 427 Roma and Egyptian children</i> <i>Year 2018 achieved: 162 Roma and Egyptian children</i> <i>Year 2019 achieved: 82 Roma and Egyptian</i>		
	Roma	Romani Woman	Overall population
	82	34	1,000
M1.3	Recording and solving through the civil registry offices cases of unregistered individuals lacking necessary documentation. Ministry of Interior (MoI) as the responsible institution for implementation of this measure. 730 Roma and Egyptians were identified during year 2019 whose residence as per the civil registry did not match with the real one. Out of 730 individuals in total, 570 were from Roma community and 146 from Egyptian community. MoI is the responsible institution for this measure. <i>Year 2015 Baseline: 130 Roma and Egyptians</i> <i>Year 2016 achieved : 463 Roma and Egyptians</i> <i>Year 2017 achieved: 327 Roma and Egyptians</i> <i>Year 2018 achieved: 752 Roma and Egyptians</i> <i>Year 2019 achieved: 730 Roma and Egyptians</i>		Total Budget planned (2019) EUR 58,492
			Total Budget spent (2019) EUR 56,350
	Roma	Romani women	Overall population
	730	N/A	
M1.4	Reimbursing Roma and Egyptians community members for document legalization (certification) fees charged by Albanian consulates and necessary for civil registration. No data is reported for this indicator for year 2019. Ministry of Foreign Affairs (MoFA) is the responsible institution for this measure. <i>Year 2105 Baseline: 130 Roma and Egyptians</i> <i>Year 2016 achieved : No data available</i> <i>Year 2017 achieved: 235 Roma and Egyptians</i> <i>Year 2018 achieved: N/A</i> <i>Year 2019 achieved: N/A</i>		Total Budget planned (2019) EUR N/A
			Total Budget spent (2019) EUR N/A
	Roma	Romani Women	Overall population
	N/A	N/A	235
M1.6	Establishing and making operational regional legal aid clinics to improve access to these services for Roma and Egyptians. During year 2019, 2 new legal clinics were established and are		Total Budget planned (2019) EUR 20,714

	<p>operating in Albania.</p> <p>On November 25, 2017, the Free Legal Aid and Domestic Violence Coordination Office was established in the premises of the Ministry of Justice, which at the core of their mission is to provide free legal advice to citizens in need. Also in cooperation with the SOROS Foundation, the Free Legal Aid Service Center was established in the city of Elbasan on November 16, 2019.</p> <p>2019 target for this indicator is 6 legal clinics</p> <p>MoJ is the responsible institutions for this measure.</p> <p><i>Year 2015 Baseline: 1 Legal Clinic</i> <i>Year 2016 achieved : No new Legal Clinic</i> <i>Year 2017 achieved: 4 Legal Clinics</i> <i>Year 2018 achieved: 7 Legal Clinics</i> <i>Year 2019 achieved: 2 Legal Clinics</i></p>	<p>Total Budget spent (2019)</p> <p>EUR 4,285</p>
M1.7	<p>Providing free legal aid for judicial proceedings regarding: a) children born outside of maternity hospitals and those with inaccurate information recorded in Albania or abroad; b) awarding of custody for subsequently registered children and in case of divorce; c) complicated cases of different types.</p> <p>From the observations of all cases left unregistered, (new or old cases), it results that most of them were cases of children's born outside the territory of Albania. From these cases we have different typologies. As a result of this finding, the General Directorate of Civil Status was forced to make substantial changes in the law "On Civil Status" during 2018. These changes were followed by the issuance of 3 instructions of the Minister of Interior during 2019. With these changes, the entire legal and sub-legal framework was completed, for the registration of all families regardless of where they were born, inside or outside the territory of Albania. Through these changes, regardless of the cases of lack of documentation, incorrect documentation or incomplete documentation, the child will be registered with one of the prescribed procedures: either administrative or judicial.</p> <p>These legal changes made it possible that during 2019, 530 children from the Roma community were registered. Cases that had been previously identified and could not be registered.</p> <p>MoJ is the responsible institution for this measure.</p> <p><i>Year 2015 Baseline: 150 Roma and Egyptians</i> <i>Year 2016 achieved : No data available</i> <i>Year 2017 achieved: No data available</i> <i>Year 2018 achieved: 167 Roma and Egyptians</i> <i>Year 2019 achieved: 530 Roma and Egyptians</i></p>	

M1.8	Instructing and building the capacity of civil registrars on: Implementation of recommendations for civil registration including those affecting Roma and Egyptians; Resolving and following cases of civil registration and transfer of residence.		Total Budget planned (2019)
	0 civil registrars were trained and instructed during year 2019 about the implementation of civil registration recommendations. These figures are provided by Mol as responsible institution for this measure. <i>(Additional explanation related to this measure is provided at the attached end-note document).</i> Year 2015 Baseline: 525 civil registrars Year 2016 achieved : 120 civil registrars Year 2017 achieved: 321 civil registrars Year 2018 achieved: 391 civil registrars Year 2019 achieved: 0 civil registrars		EUR 12,130 Total Budget spent (2019) EUR 0
M1.9	Providing free court-mandated psychologist services to Roma and Egyptians in need in judicial proceedings, such as divorce, child custody, restraining orders, parental responsibility, and children in conflict with the law.		Total Budget planned (2019)
	0 Roma and Egyptians have been provided with free psychologist services in court-mandated cases during 2019 . The 2019 target for this indicator was 450. The MoHSP is the responsible institution. Year 2015 Baseline: 450 Roma and Egyptians Year 2016 achieved : 113 Year 2017 achieved: Not available Year 2018 achieved: 0 Roma and Egyptians Year 2019 achieved: 0 Roma and Egyptians		EUR 43,200 Total Budget spent (2019) EUR 0
	Roma	Romani Woman	Overall population
	0	0	
M1.10	Reimbursing Roma and Egyptians for the payment of fee for DNA tests necessary for registration of birth and recognition/denial of maternity and paternity.		Total Budget planned (2019)
	41 Roma and Egyptians were reimbursed for the payment of fee for DNA tests in birth registration or determination of parental rights during year 2019, compare to 30 reported in 2018. All these cases were covered by Donors. 29 cases were female and 12 male. 2019 target for this indicator was 300 and the performance against target is 13 percent. The Mol and MoHSP are the responsible institutions.		EUR 96,000 Total Budget spent (2019) EUR 12,480

	<i>Year 2015 Baseline: 300 Roma and Egyptians</i> <i>Year 2016 achieved : 62 300 Roma and Egyptians</i> <i>Year 2017 achieved: 40 Roma and Egyptians</i> <i>Year 2018 achieved: 30 Roma and Egyptians</i> <i>Year 2019 achieved: 41 Roma and Egyptians</i>		
	Roma	Roma Woman	Overall population
	41	29	41
M1.11	Preparing and disseminating information packages on criteria, necessary documentation and sources of support for Roma and Egyptians in relation to civil registration and transfer of residence.		Total Budget planned (2019) EUR 115
	2,902 Roma and Egyptians were informed about procedures for civil registration and change of residence during year 2019 against 2,493 reported for year 2018. Data shows that 1278 of these persons were Roma and 1,624 were Egyptians. The Mol is the responsible implementing institution for this measure.		Total Budget spent (2019) EUR 115
	<i>Year 2015 Baseline: : 5,000 Roma and Egyptians</i> <i>Year 2016 achieved : 4,575 Roma and Egyptians</i> <i>Year 2017 achieved: 1,082 Roma and Egyptians</i> <i>Year 2018 achieved: 2,493 Roma and Egyptians</i> <i>Year 2019 achieved: 2,902 Roma and Egyptians</i>		
	Roma	Romani Woman	Overall population
	2,902	N/A	2902

Objective 2: To strengthen the capacities for identification of Roma and Egyptians at risk of trafficking and refer, protect and re-integrate the trafficked cases.			
To strengthen the capacities for identification of Roma and Egyptians at risk of trafficking and refer, protect and re-integrate the trafficked cases.			
Total budget	EUR 278,454		
Budget planned (2019)	EUR 4,949		
Budget spent (2019)	EUR 11,184		
Indicator	By the end of 2020, 100% of the Roma and Egyptian community members will be informed on the forms of human trafficking and 100% of the trafficked cases will have been taken under protection and assisted with services for their re-integration in the society.		
Baseline (2015)	Roma Total	Roma female	Overall population
	125		
Milestone (2019)			
Achievement (2019)	Roma	Romani Woman	Overall population
	7	6	103
Measures under objective 2 implemented in 2019			
M2.1	Revising Standard Operating Procedures (SOP) for multidisciplinary teams to reflect the “Instruction on the manners, forms of cooperation and intervention procedures to help vulnerable children, for the main institutions and structures responsible for child protection” and include monitoring standards. In the framework of the new territorial reform, during 2017, the Office of the National Coordinator for the Fight Against Trafficking in Persons, in cooperation with the State Agency for the Protection of Children Rights, has begun reviewing the Standard Operating Procedures. This review will improve the identification of trafficking cases as a result of involving more actors in the field. The final version of revised procedures document is approved on August 29, 2018 with Decision of Council of Ministers no.499 “For the adoption of Standard Action Procedures for the Protection of Victims and Potential Victims of Trafficking” This measure has been completed on year 2018 and will not be reported later on.		Total Budget planned (2019)
			EUR 0
			Total Budget spent (2019)
			EUR 0

	National Coordinator for the Fight Against Trafficking in Persons is the responsible implementing institution.		
M2.2	<p>Organizing training for multidisciplinary teams on the trafficking of children pursuant to the Standard Operating Procedures and “Instruction on the manners, forms of cooperation and intervention procedures to help vulnerable children, for the main institutions and structures responsible for child protection.</p> <p>340 members of the multidisciplinary teams have been trained on the SOP and Child Protocol during year 2019. The 2019 target for this indicator was 150 and the performance against target is 226 percent.</p> <p>The Anti-trafficking Unit SAPCR at the Mol is the responsible institutions for implementation of this measure.</p> <p><i>(Additional explanation related to this measure is provided at the attached end-note document).</i></p> <p><i>Year 2015 Baseline: 144 members</i> <i>Year 2016 achieved : 26 members</i> <i>Year 2017 achieved: 221 members</i> <i>Year 2018 achieved: 337 members</i> <i>Year 2019 achieved: 340 members</i></p>	Total Budget planned (2019)	EUR 4,949
		Total Budget spent (2019)	EUR 11,184
M2.3	<p>Improving the existing mechanism for information exchange between different institutions (including disaggregated information and data on victims from Roma and Egyptian community).</p> <p>7 potential victims of trafficking and victims of trafficking were identified during year 2019.</p> <p>The Anti-trafficking Unit at the Mol is the responsible institution.</p> <p><i>Year 2015 Baseline: No data available</i> <i>Year 2016 achieved : No data available</i> <i>Year 2017 achieved: 9 victims (Roma and Egyptians)</i> <i>Year 2018 achieved: 7 victims (Roma and Egyptians)</i> <i>Year 2019 achieved: 7 victims/potential victims of trafficking (Roma and Egyptians)</i></p>	Total Budget planned (2019)	No cost
		Total Budget spent (2019)	No cost
	Roma	Romani Woman	Overall population

	7	6	103 VT/VMT
M2.4	Setting up reception offices at the border crossing points in order to provide initial care to human trafficking victims. Eight reception offices at the border crossing points continue to provide initial care to human trafficking victims even during year 2019. The Anti-trafficking Unit at the Mol is the responsible implementing institution. <i>Year 2015 Baseline: 0 reception office</i> <i>Year 2016 achieved : No data available</i> <i>Year 2017 achieved: 8 reception offices</i> <i>Year 2018 achieved: 8 existing reception offices. No new ones</i> <i>Year 2019 achieved: 8 existing reception offices. No new ones</i>		Total Budget planned (2019) EUR 0 Total Budget spent (2019) EUR 0
Reporting person			
Name SURNAME	Edmond GJOLEKA		
Position	Roma Focal Point		
Institution	Ministry of Interior		
Email	edmond_gjoleka@yahoo.com		

SOCIAL PROTECTION			
Goal To increase access to social protection programs for Roma and Egyptian community members.			
To increase access to social protection programs for Roma and Egyptian community members.			
Total budget	EUR 8,910,710		
Budget planned (2019)	EUR 723,766		
Budget spent (2019)	EUR 241,209		
Indicator	Beneficiaries of social protection and assistance programmes		
Baseline (2015)	Roma Total	Roma female	Overall population
	29,098	N/A	N/A
Milestone (20)			
Achievement (2019)	Roma	Romani Woman	Overall population
	37,833	10,893	986,470
Objective 1: To improve inclusion to social protection programs for Roma and Egyptian community members.			
Total budget	EUR 42,301,872		
Budget planned (2019)	EUR 703,241		
Budget spent (2019)	EUR 235,052		
Indicator	65% of Roma and Egyptian community members will be included in social protection programs by the end of 2020.		

Baseline (2015)	Roma Total	Roma female	Overall population
	28,328		
Milestone (2019)			
Achievement (2019)	Roma	Romani Woman	Overall population
	22,701	11,168	336,406
Measures under objective 1 implemented in 2019			
M1.1	Upgrading duties and functions of the social administrator to facilitate the Roma and Egyptians' access to social protection, i.e. by helping to complete paperwork, referring and following up on necessary services (reviewing the law no. 9355 "On Social Assistance and Services"). There are two indicators for this measure. MoHSP is responsible implementing institution. First indicator: With the issuance of law no. 57/2019 "On Social Assistance in the Republic of Albania", law no. 9355 has been repealed. In the new law there is an update on the role of the social administrator. Second indicator: 8,294 Roma and Egyptian (or 1,663 families) benefitted from economic aid scheme during 2019. This year target was 1,800 Roma and Egyptian families and therefore the Year 2019 Performance against target is 94% percent. For this indicator, there are some municipalities which did not report it such as, municipality of Bulqize, Prrenjas, PolicanKelcyre, Kucove, Kruje, Selenice, Maliq, Kolonje, Devoll, Pustec, Kukes, Mirdite, Vau I Dejes, Puke, FusheArres, Malesi e Madhe, Permet, LushnjeDivjake, Mallakaster, Erseke, Kavaje, Memaliaj, Skrapar and Ura Vajgurore. <i>Year 2015 Baseline: 1,600 families</i> <i>Year 2016 achieved : 1,315 families</i> <i>Year 2017 achieved: 1,717 families</i> <i>Year 2018 achieved: 1,738 families</i> <i>Year 2019 achieved: 1,663 families</i>		Total Budget planned (2019) Euro 83,433
			Total Budget spent (2019) Euro 83,433
	Roma	Romani Woman	Overall population
	8,294	4,159	325,032
M1.2	Establishing mobile teams at the LGUs led by the social administrator with the participation of Roma and Egyptians, in order to link eligible legal aid beneficiaries with services. 60 mobile teams have functioned during year 2019. Usually the team was composed by the social workers of the local units in order to identify the problems with members of both communities in the field.		Total Budget planned (2019) EUR No cost
			Total Budget spent (2019) EUR No cost

	<p>The Municipality of Lezha reported that one mobile team comprised of police, child protection unit staff, who mostly monitor Shengjin and Tala coasts during the summer season, to identify children exploited by the their parents who are employed at work, such as in the car wash business.3 groups in the field composed by 3 social workers identifying children in the street situation and their mothers. These teams are more active during the summer tourist season;</p> <p>Municipality of Korce reported 13 mobile field teams consisting of social administrators, police and regional social service workers.</p> <p>Municipality of Elbasan reported 15 mobile teams that are field teams set up near the municipality in collaboration with local organizations divided into 5 groups of 3 members each.</p> <p>45% of municipalities did not reported this indicator.</p> <p>The 2019 target for this indicator was 24 and the performance against target is 250 percent. This indicator is reported by municipalities. The local government units are the responsible implementing institutions.</p> <p><i>Year 2015 Baseline: 20 mobile teams</i> <i>Year 2016 achieved : 31 mobile teams</i> <i>Year 2017 achieved: 47 mobile teams</i> <i>Year 2018 achieved: 63 mobile teams</i> <i>Year 2019 achieved: 60 mobile teams</i></p>		
M1.3	<p>Including the social administrator and the Child Protection Unit in the anti-trafficking mobile and multidisciplinary teams.</p> <p>3 Roma Egyptian victims of human trafficking reported in Lezhe (1 from Egyptian minority) and Tirane (2 from Egyptian minority) benefitted from the social protection program with payments in cash and social services to individuals and the family during year 2019. The Regional Social Service Departments are the responsible implementing institutions.</p>	Total Budget planned (2019)	
		No cost	
	<p>Roma</p> <p>3</p>	<p>Romani Woman</p> <p>3</p>	<p>Total Budget spent (2019)</p> <p>No cost</p>
			Overall population
1.4	<p>Calculating the cost of the following services: Family empowerment; Information programs; Counselling</p>		

M1.5	programs. Child social care programs from public and non-public operators No data available for year 2019.		
	Expanding the variety of Ministry-licensed services and increasing the number of Roma and Egyptian beneficiaries, according to the following service models: Family empowerment; Information programs; Counselling programs; Child social care programs from public and non- public operators.		
	There are three indicators for this measure. MoHSP, Regional Directorates of SSS and local government units are the responsible implementing institutions.		Total Budget planned (2019)
	First indicator: 5,167 Roma and Egyptians have benefitted from services offered by Ministry-licensed NGOs during year 2019 as per the approved programmes and/or MoU with local government. Data shows that 2,651 were Roma and 2,516 were Egyptians. The 2019 target for this indicator was 2,813 Roma and Egyptian beneficiaries and the performance against target is 183 percent.		EUR 43,668
	Second indicator: 83 MoUs between local government units and NGOs that have provided community services were signed during year 2019. The 2019 target for this indicator was 20 MoUs and the performance against target is exceeded in the level of 410 percent.		Total Budget spent (2019)
M1.6	Third indicator: 24 Roma and Egyptian organizations were licensed and/or having MoUs with local government units for the provision of community services during year 2019. Data shows that 17 organizations were Roma and 7 Egyptian. The 2019 target for this indicator was 10 licensed organizations and the performance against target is 240 percent.		EUR 70,203
	<i>(Additional explanation related to this measure is provided at the attached end-note document).</i>		
	Roma	Romani Woman	Overall population
	5,167	2,481	7,911
	Developing an electronic monitoring system and self-declaration form for beneficiaries in order to ensure that Roma and Egyptians are benefitting from community services.		Total Budget planned (2019)
M1.6	Local government units are the responsible implementing institutions for services they finance. No data is reported for this measure.		EUR 0
			Total Budget spent (2019)
			EUR 0

M1.7	Raising the awareness of Roma and Egyptians at-risk of human trafficking, services available to victims and ways for promoting their reintegration and preventing discrimination.		Total Budget planned (2019) EUR 21,428
	<p>3,494 at-risk Roma and Egyptians were informed during year 2019 about the dangers of human trafficking, services available to victims including reintegration and preventing discrimination.</p> <p>The 2019 target for this indicator was 5,627 and performance against target is 62 percent for year 2019</p> <p><i>(Additional explanation related to this measure is provided at the attached end-note document).</i></p> <p><i>Year 2015 Baseline: No available data</i> <i>Year 2016 achieved: 270 Roma and Egyptians.</i> <i>Year 2017 achieved: 713 Roma and Egyptians.</i> <i>Year 2018 achieved: 1,876 Roma and Egyptians.</i> <i>Year 2019 achieved: 3,494 Roma and Egyptians</i></p>		Total Budget spent (2019) EUR 13,285
	Roma	Romani Woman	Overall population
	3,494	1,860	
M1.8	Monitoring the access of Roma and Egyptians to residential centres for victims of domestic violence, victims of human trafficking, persons with disabilities, orphans and the elderly and increasing access as needed.		Total Budget planned (2018) EUR 43,570
	<p>514 Roma and Egyptians benefitted from the residential centres both public and non-public during year 2019. The 2019 target for this indicator was 285 and performance against target is 359% percent.</p> <p>MOHSP is the responsible implementing institution.</p> <p><i>(Additional explanation related to this measure is provided at the attached end-note document).</i></p> <p><i>Year 2015 Baseline: 80 Roma and Egyptians</i> <i>Year 2016 achieved : 285 Roma and Egyptians</i> <i>Year 2017 achieved: 2,012 Roma and Egyptians</i> <i>Year 2018 achieved: 412 Roma and Egyptians</i> <i>Year 2019 achieved: 514 Roma and Egyptians</i></p>		Total Budget spent (2018) EUR 43,570
	Roma	Romani Woman	Overall population
	514	307	3,463
M1.9	Provision of social pension to legal Roma and Egyptians of over 70 years old who have not paid social contributions over the years (regulated by Law no. 104/2014 and DCM no. 927).		Budget planned (2018) N/A

	2019 data continues to be not available for this measure. Social Insurances Institute (SII) is not able to provide data for Roma beneficiaries of social insurance.	Budget spent (2019) N/A					
M1.10	<p>Roma and Egyptian families, whose children regularly attend school and are vaccinated, shall benefit an additional amount from the economic aid, in order to motivate regular school attendance.</p> <p>1,005 Roma and Egyptian children regularly attended compulsory education during year 2019 against 1,046 reported for year 2018. All beneficiaries are from Roma minority. Although there is a considerable number of children attending compulsory education during 2019, there is still a low performance against target which was 19,975. Therefore the performance against target for year 2019 is 5.0 percent.</p> <p>For year 2019, as per the report of the State Social Service 0 Roma and Egyptian families were entitled to additional economic aid, based on their children education.</p> <p>MoHSP and MoES are the responsible implementing institutions.</p> <p><i>Year 2015 Baseline: 17,748 Roma and Egyptians</i> <i>Year 2016 achieved : 120 Roma and Egyptians</i> <i>Year 2017 achieved: 899 Roma and Egyptians</i> <i>Year 2018 achieved: 1,046 Roma and Egyptians</i> <i>Year 2019 achieved: 1,005 Roma and Egyptians</i></p>	Total Budget planned (2018) EUR 511,142					
		Total Budget spent (2018) EUR 24,561					
	<table> <tr> <td>Roma</td><td>Romani Female</td><td>Overall population</td></tr> <tr> <td>1,005</td><td>532</td><td></td></tr> </table>	Roma	Romani Female	Overall population	1,005	532	
Roma	Romani Female	Overall population					
1,005	532						
M1.11	<p>Preparing a favourable policy for improved access of Roma and Egyptian children to nurseries.</p> <p>271 Roma and Egyptians children regularly went to nurseries during year 2019. The 2019 target is 211 Roma and Egyptians. Actually there is an increase of the children attending nurseries during 2019 compare to 2018.</p> <p>A large number (90) is reported from Berat municipality.</p> <p>MoHSP and LGUs are the responsible implementing institutions.</p> <p><i>Year 2015 Baseline: 2,500 Roma and Egyptians</i> <i>Year 2016 achieved : 43 Roma and Egyptians</i> <i>Year 2017 achieved: 273 Roma and Egyptians</i> <i>Year 2018 achieved: 205 Roma and Egyptians</i></p>	Total Budget planned (2019) No cost					
		Total Budget spent (2019) No cost					

	<i>Year 2019 achieved: 271 Roma and Egyptians</i>		
	Roma	Romani Woman	Overall population
	271	124	
M1.12	<p>Establishing an electronic system for referring and reporting data on child protection, and improve and formalize the role of Child Protection Units.</p> <p>During 2019, in total 350 cases including 140 Roma and 210 Egyptian children were referred and monitored electronically.</p> <p>Child Protection Units at LGUs are the responsible implementing institutions.</p>		Budget planned (2019)
			No cost
			Budget spent (2019) No cost
	Roma	Romani women	Overall population
	350	N/A	
M1.13	<p>Preparing a procedure for identifying and referring children and families in street situation.</p> <p>The Ministry of Health and Social Protection in implementation of the Law No.18.2017 "On the Rights and Protection of Children" has established the working group by Order no. 407 dated 11.10.2017, for the drafting of DCMs.</p> <p>During 2018, MoHSP has begun work on drafting DCM for street children, which reflects the procedure for the identification of children in street situations and the obligations that each institution has. The DCM was approved on March 13, 2019.</p> <p>The responsible authorities are the MoHSP and the Mol.</p>		Budget planned (2019) No cost
			Budget spent (2019) No cost
M1.14	<p>Establishing community centres for the provision of integrated social care services, especially in the most disadvantaged areas.</p> <p>There are two indicators for this measure. MoHSP and LGUs are the responsible implementing institutions.</p> <p>First indicator: 54 community centres were established and continue to be operational during year 2019. The 2019 target for this indicator was 1 community centre and performance against target is 540 percent.</p> <p>Second indicator: 3,608 Roma and Egyptians benefitted during year 2019 from the above mentioned centers.</p>		Budget planned (2019)
			EUR N/A
			Budget spent (2019) EUR N/A

	Data shows that 1,702 were female and 1,906 male; 1,961 were Roma and 1647 Egyptians.		
	<i>(Year 2015 Baseline: 0 community centres Year 2016 achieved : 4 community centres Year 2017 achieved: 48 community centres Year 2018 achieved: 54 community centres Year 2019 achieved: 54 community centres)</i>		
	Roma	Romani Woman	Overall population
	3,608	1,702	
Objective 2: To promote/prepare reintegration programs focusing on strengthening the family and reintegration at work.			
To promote/prepare reintegration programs focusing on strengthening the family and reintegration at work.			
Total budget	EUR 1,794,917		
Budget planned (2019)	EUR 0		
Budget spent (2019)	EUR 0		
Indicator	4,000 Roma and Egyptian families will be included in work reintegration programs by the end of 2020.		
Baseline (2015)	Roma Total	Roma female	Overall population
	500	N/A	N/A
Milestone (2019)			
Achievement (2019)	Roma	Romani Woman	Overall population
	15,889	5,509	650,064
Measures under objective 2 implemented in 2018			
M2.1	Enriching the training curricula for social administrators with SOPs for referral and assistance for the Economic Aid scheme, employment promotion and reintegration programs, VET, anti-trafficking and other Services. 143 social administrators were trained during year 2019 using the new curricula for facilitating access to services for Roma and Egyptians. The 2019 target for this indicator was 1,100 local administrators and the performance is 13 percent. MoHSP is the responsible implementing institution. <i>Year 2015 Baseline: 1,100 social administrators Year 2016 achieved : 13 social administrators Year 2017 achieved: 82 social administrators Year 2018 achieved: 227 social administrators Year 2019 achieved: 143 social administrators</i>		Budget planned (2019) EUR 0
			Budget spent (2019) EUR 0
M2.2	Supporting families in the Economic Aid scheme with referral to other services, especially employment promotion and VET programs, housing programmes, civil registration, healthcare and education.		State Budget planned (2019) No cost

	<p>847 Roma and Egyptian families (4,235 individuals) were included during year 2019 in the economic aid scheme also benefitted from other services with referral from the social administrator</p> <p>The highest number of families are reported from municipality of Peqin (407 families) and Elbasani Municipality (215 families).</p> <p>MoHSP and SSS are responsible implementing institutions.</p> <p><i>(Additional explanation related to this measure is provided at the attached end-note document).</i></p> <p><i>Baseline - Year 2016 achieved : 92 Roma and Egyptian families</i> <i>Year 2017 achieved: 1,024 Roma and Egyptian families</i> <i>Year 2018 achieved: 1,161 Roma and Egyptian families</i> <i>Year 2019 achieved: 847 Roma and Egyptian</i></p>		<p>State Budget spent (2019)</p> <p>No cost</p>
	Roma families	Romani Woman	Overall population
	847	N/A	325,032
M2.3	<p>Expanding and consolidating the electronic database at the social services offices that would enable referral of self-declared Roma and Egyptians to social, VET and employment services.</p> <p>An electronic database was developed at the social services offices during year 2017 that would enable referral of self-declared Roma and Egyptians to social, VET and employment services. In the beginning of the year 2017 this system was expended in all social services departments throughout the country. For year 2019 the data shows that 9,863 Roma and Egyptians benefitted from the referral through the usage of the electronic system. The system on itself improved the quality of the data and helped giving a clearer picture of the situation. The highest number was reported from Social Service departments of Elbasan (6,518) and Tirana (3,234)</p>		<p>Total Budget planned (2019)</p> <p>No cost</p>
			<p>Total Budget spent (2019)</p> <p>No cost</p>
	Roma	Romani Woman	Overall population
	9,863	4,663	325,032
M2.4	<p>Designing a programme for supporting social enterprises for Roma and Egyptians exiting the social protection programs.</p> <p>6 social enterprises benefited during year 2019 as a result of the support provided by government. Data is reported from Tirana Municipality.</p>		<p>Total Budget planned (2019)</p> <p>No cost</p>
			<p>Total Budget spent (2019)</p>

	<p>During the period 2018-2019, the project of the Municipality of Tirana “Empowering Women and Promoting Entrepreneurship” (II) supported with grants, 6 women entrepreneurs of small businesses. They belong to the Roma / Egyptian community. For the year 2019-2020, the project of Tirana Municipality “Empowering Women and Promoting Entrepreneurship” (III) awarded with a grant of amount 500,000 ALL, one woman entrepreneur representative of small business.</p> <p>The responsible authorities for this measure are LGUs .</p>		No cost
	Roma	Romani Woman	Overall population
	6	N/A	
M2.5	<p>Referring Roma and Egyptians benefitting from economic aid to reintegration programmes (community work, handicraft and craft workshops, etc.).</p> <p>1,785 Roma and Egyptians who benefitted economic aid were included in the reintegration programs during year 2019.</p> <p>The target for this indicator was 607 and the performance against target is 294 percent. Data shows that 846 were female and 939 male; 737 were Roma and 1,048 Egyptians. The responsible authorities to collect data for this indicator are LGUs.</p> <p><i>Year 2015 Baseline: 500 Roma and Egyptians</i> <i>Year 2016 achieved : 112 Roma and Egyptians</i> <i>Year 2017 achieved: 554 Roma and Egyptians</i> <i>Year 2018 achieved: 729 Roma and Egyptians</i> <i>Year 2019 achieved: 1,785 Roma and Egyptians</i></p>		Total Budget planned (2019)
			No cost
			Total Budget spent (2019)
			No cost
	Roma	Romani Woman	Overall population
	1,785	846	
Objective 3: To integrate families staying at the Emergency Transitory Centre into society.			
To integrate families staying at the Emergency Transitory Centre into society.			
Total budget	EUR, 391,494		
Budget planned (2019)	EUR 20,525		
Budget spent (2019)	EUR 6,157		
Indicator	100% of families assisted at the Emergency Transitory Centre are fully reintegrated by the end of 2020.		
Baseline (2015)	Roma Total	Roma female	Overall population
	270		
Milestone (2019)	20% of families assisted at the Emergency Transitory Centre are fully reintegrated by the end of 2020.		
Achievement (2019)	Roma	Roma woman	Overall population
	265	n/a	265
Measures under objective 3 implemented in 2018			

M3.1	Making an individual plan for every family, including necessary services and milestones, with the aim of integration outside the Centre within 2-3 years.		State Budget planned (2019)
	7 families exited the Centre and are reintegrated during year 2019. The year 2019 target for this indicator is 10 reintegrated families and the performance against target is 70 percent. 6 reintegrated families were from Roma minority and andone from Egyptian minority.		EUR 0
	MoHSP and SSS are the responsible implementing institutions.		State Budget spent (2019)
			EUR 0
	Roma families		Overall population
	7		30
M3.2	Revising contracts and progressively increasing the financial responsibility of beneficiaries.		Total Budget planned (2019)
	38 contracts with the families' beneficiaries of the Center were revised and signed during year 2019. This indicator exceeded target 380% for 2019.		EUR 0
	It has been revised the contracts with families who have more than one year of residence in the Center.		Total Budget spent (2019)
	The responsible authorities are the MoHSP and SSS.		EUR 0
M3.3	Reassessing the status of families staying at the Transitory Centre on a quarterly basis.		Budget planned (2019)
	41 Roma and Egyptian families were reassessed every quarter during year 2019. The 2019 target for this indicator was 54 Roma and Egyptian families and the performance against target is 75 percent. Data shows that 34 families were from Roma minority and 7 from Egyptian minority.		No cost
	MoHSP and SSS are the responding implementing institutions.		Budget spent (2019)
	<i>Year 2015 Baseline: 54 Roma and Egyptian families</i> <i>Year 2016 achieved : 45 Roma and Egyptian families</i> <i>Year 2017 achieved: 78 Roma and Egyptian families</i> <i>Year 2018 achieved: 48 Roma and Egyptian families</i> <i>Year 2019 achieved: 41 Roma and Egyptian families</i>		No cost
	Roma families		Overall population
	41		205
M3.4	Defining eligibility criteria and capacity for admitting new families into the Centre.		State Budget planned (2019)

	The same situation stands for this indicator for year 2019. There is no data available. The responsible authorities are the MHSP and SSS.		Not available
			State Budget spent (2019) Not available
M3.5	Admitting new families into the Centre based on the pre-defined criteria, capacity and agreement on duties and responsibilities.		Total Budget planned (2019) EUR 20,525
	<p>3 new families entered in the center during year 2019. The Center has strengthened its logistical and managerial capacities by being able to assist more Roma families in need.</p> <p>The 2019 target for this indicator was 10 families and the performance against target is 30 percent. Data shows that 3 families admitted were from Egyptian minority. The responsible authorities are the MoHSP and SSS.</p> <p><i>Year 2015 Baseline: 10 new families</i> <i>Year 2016 achieved : 8 new families</i> <i>Year 2017 achieved: 18 new families</i> <i>Year 2018 achieved: 8 new families</i> <i>Year 2019 achieved: 3 new families</i></p>		Total Budget spent (2019) EUR 6,157
	Roma families		Overall population
	3		15
M3.6	Monitoring the families who exited the Centre to ensure their improvement is sustainable and facilitates access to new services when needed.		Total Budget planned (2019) No cost
	<p>3 Roma families were monitored after exiting the Centre during year 2019. This is due to the strengthening of the technical staff of the centre and performing a follow up of the assistance provided during the stay of families in the Transit Centre. The 2019 target for this indicator was 10 families and the performance against target is 30 percent. The responsible authorities are the MoHSP and SSS.</p> <p>There is low performance of this indicator for year 2019 for the reason that many families have emigrated abroad after leaving the center.</p>		Total Budget spent (2019) No cost
	Roma families		Overall population
	3		15
M3.7	Assessing the impact and functioning of the Centre and examining good practices in this field from the region.		State Budget planned (2019)
	During year 2019 the center was monitored by the		

	<p>Directorate of Social Services in the State Social Service.</p> <p>The focus of the Monitoring was on the implementation of the standards on the services provided in this center for the sheltered families. The responsible authorities are the MoHSP and SSS.</p>	Not available
New indicator	<p>Number of municipal councils which have in their composition members from the Roma and Egyptian communities</p> <p>For year 2019, eleven municipalities reported this indicator. Six out of eleven municipalities reported that have representatives from Roma/Egyptian communities in their municipal council. These municipalities are : Korce, Librazhd , Gjirokaster, Pogradec and Vlore .</p>	No Cost

Reporting person	
Name SURNAME	Pamela Memo
Position	Roma Focal Point
Institution	Ministry of Health and Social Protection/State Social Service
Email	Pamela.Memo@sherbimisocial.gov.al

HOUSING AND URBAN INTEGRATION			
Goal: To improve housing conditions for Roma and Egyptians.			
To improve housing conditions for Roma and Egyptians			
Total budget	EUR 10,923,312		
Budget planned (2019)	EUR 5,015,899		
Budget spent (2019)	EUR 4,978,9777		
Indicator			
Baseline (2015)	Roma Total	Roma female	Overall population
Milestone (2019)			
Achievement (2019)	Roma	Romani Woman	Overall population
	6,535		
Objective 1: To improve mechanisms for facilitating legalisation procedures for Roma and Egyptian families.			
To improve mechanisms for facilitating legalisation procedures for Roma and Egyptian families.			

Total budget	EUR 1,239,790		
Budget planned (2019)	EUR 0		
Budget spent (2019)	EUR 0		
Indicator	80% of Roma and Egyptian families that have initiated legalisation procedures will have successfully completed them by the end of 2020.		
Baseline (2015)	Roma male	Roma female	Overall population
Milestone (2019)			
Achievement (2019)	Roma	Romani Woman	Overall population
Measures under objective 1 implemented in 2019			
M1.1	Providing free legal aid for Roma and Egyptians in court cases regarding legalisation process (i.e. ownership certification, inheritance processing). The Social Housing Strategy 2016-2020 sets out in activity 1.4.6 "Provision of legal aid for the improvement of informal settlements of Roma and Egyptians and / or facilities belonging to these groups" (implementation years 2018-2020) and currently nothing has been done. The technical assistance was provided to Roma and Egyptian families to fill in documentation for legalization of housing and for the facilitation and acceleration of procedures. But the data is not available for the free legal aid provided for both community members regarding legalisation process.		Total State Budget planned (2019)
			EUR N/A
			Total budget spent (2019) EUR N/A
	Roma	Romani women	Overall population
M1.2	Integrating Roma and Egyptian families through pilot projects on urbanization and integration of informal areas with a considerable Roma and Egyptian population 2019 data is not available for this measure. MoF is the responsible institutions for this measure.		Total Budget planned (2019) EUR N/A
			Total Budget spent (2019) EUR N/A
M1.3	Providing assistance to local government for mapping out Roma and Egyptian informal settlements which do not conflict with the regulatory plans, including a calculation of costs necessary for urbanization. This measure was completed on 2016 in the framework of the implementation of the Action Plan for Social Housing 2016-2020, for activities 1.4.3 and 1.4.4 and its funding was covered by UNDP. http://www.al.undp.org/content/dam/albania/docs/Social%20Housing%20S		Total Budget planned (2019) EUR 0
			Total Budget spent (2019) EUR 0

		trategy%20English.pdf.			
Objective 2: More Roma and Egyptian families included in the direct and indirect housing programmes.					
More Roma and Egyptian families included in the direct and indirect housing programmes.					
Total budget		EUR 9,690,648]			
Budget planned (2019)		EUR 5,015,899			
Budget spent (2019)		EUR 4,978,977			
Indicator		1,500 Roma and Egyptian families will be included in the direct and indirect housing programmes by the end of 2020.			
Baseline (2015)		Roma Total	Roma female	Overall population	
Milestone (2019)					
Achievement (2019)		Roma	Roma female	Overall population	
		6,535			
Measures under objective 2 implemented in 2019					
M2.1	<p>Providing assistance to Roma and Egyptian families which are unable to pay the social housing rent, and the ones which have or will be entitled to subsidized loan (including, without limitation, negotiation of payment plans, referral to employment and other relevant services).</p> <p>191 Roma and Egyptian families benefitted from additional services in case of inability to pay financial obligations within a housing program during year 2019 against 127 families reported on 2017. The municipalities supported these families with the employment promotion programs thus helping them to be employed and afford the payments that come from the housing programs.</p> <p>The 2019 target for this indicator was 200 Roma and Egyptians families and performance against target is 95%.</p> <p>31 families receive the rent bonus from Lezha Municipality for 2019, the bonus for 8 of them is co-financed by the Ministry of Finance, while for the other 23 families, Lezha Municipality covers the rent bonus with its own income.</p> <p>45 families benefit from the rental bonus in the Cerrik municipality</p> <p>16 families receive the rental bonus in the municipality of Tirana</p> <p>60 families receive rent bonus in Korce municipality</p> <p>25 families receive the rental bonus in Berat municipality</p>			Total Budget planned (2019) EUR 192,000	
				Total Budget spent (2019) EUR 182,400	

	<p>The MoF and National Housing Agency in coordination with MoHSP and local government units are the responsible implementing institutions.</p> <p><i>Year 2015 Baseline: No families</i> <i>Year 2016 achieved : 55 families</i> <i>Year 2017 achieved: 42 families</i> <i>Year 2018 achieved: 127 families</i> <i>Year 2019 achieved: 191 families</i></p>		
	Roma	Egyptians	Overall population
	46 families	145 Families	
M2.2	<p>Training local government staff for the preparation of narrative and financial proposals, with the aim to attract funds and implement housing projects responding to the needs of Roma and Egyptians and preventing segregation.</p> <p>57 local government officials were trained during years 2019 in order to raise their capacities on preparation of narrative and financial proposals. The housing strategy sets this measure for year 2016 only.</p> <p>During year 2019, 2 trainings were held for local government employees on the development of housing programs and bylaws in implementation of Law No. 22/2018 “On social housing”. The Ministry of Finance and Economy invited all employees who cover social housing in the 61 local government units to participate. The number of employees participating in the training was on average 57 persons for about 42 municipalities of the country.</p> <p>The MoF is the responsible implementing institution.</p>		Total budget planned (2019) EUR 0
			Total Budget spent (2019) EUR 0
M2.3	<p>Informing local government units and providing technical assistance regarding the MUD programme “On the improvement of living conditions of Roma/Egyptian communities” in order to increase the number of applications each year.</p> <p>12 municipalities submitted projects to receive funding from the MoFE in accordance with the terms of reference released by MoFE during year 2019. The following are municipalities submitted proposals. Peqin, Kamza, Kuçova, Cerrik, Vlora, Pogradec, Fier, Librazhd, Devoll, Shkodra, Permet and Korça.</p> <p>During 2019, 23 municipalities benefited from the Roma / Egyptian communities' livelihood improvement projects, of which 11 municipalities benefited from funding for the second phase of the livelihood improvement projects announced for 2018 and 12 municipalities have received funding to finance the first phase of the projects announced by the Evaluation Commission for year 2019. The practice of allocating funds received from the state</p>		Total Budget planned (2019) EUR 3,055,109
			Total Budget spent (2019) EUR 3,055,109

	<p>budget in two years is followed to reduce the risk of non-implementation of funds by local government units due to various delays that may occur during the implementation of projects.</p> <p>MoFE is the responsible implementing institution.</p> <p><i>Year 2015 Baseline: 0 LGUs</i> <i>Year 2016 achieved : 10 LGUs received funds</i> <i>Year 2017 achieved: 13 LGUs received funds</i> <i>Year 2018 achieved: 22 LGUs received funds</i> <i>Year 2019 achieved: 23 LGUs received funds</i></p>	
M2.4	<p>Amending the Law "On Social Housing Programmes" (no. 9232) to ensure that the most vulnerable beneficiaries, including Roma and Egyptians, can benefit from these programmes, in line with the People's Advocate and civil society recommendations.</p> <p>The Law "On Social Housing" has been approved in May 2018. There are 33 decree of the Government under preparation, of which 8 have been identified and classified as the most urgent ones, due to their importance.</p>	Total Budget planned (2019)
		EUR 0
M2.5	<p>Improving the housing conditions of Roma and Egyptians (through small grants for municipalities for new infrastructure, water supply and sewage, hydro- sanitary equipment or new constructions.</p> <p>341 Roma and Egyptians families benefited through small grants for municipalities for new infrastructure, water supply and sewage, hydro- sanitary equipment or new constructions during year 2019 .</p> <p>MoF is the responsible implementing institution.</p> <p><i>Year 2015 Baseline: No data available</i> <i>Year 2016 achieved : 187 Roma and Egyptian families</i> <i>Year 2017 achieved: 508 Roma and Egyptian families</i> <i>Year 2018 achieved: 424 Roma and Egyptian families</i> <i>Year 2019 achieved: 341 Roma and Egyptian families</i></p>	Total Budget planned (2019)
		EUR 768,097
		Total Budget spent (2019)
		EUR 740,775
	Roma families	Overall population
	341	
M2.6	<p>Preparing guidelines for adequate design of social housing in order to develop new types of accommodation (i.e. one floor-dwellings) more suitable for larger families engaged in income generation activities (i.e. trades/crafts, collection of second hand goods or materials, raising domestic animals), especially in suburbs and/or rural areas.</p>	Total Budget planned (2019)
		EUR 0
		Total Budget spent (2019)

	Nothing new reported for year 2019.		EUR 0
M2.8	<p>Implementing the programme for the reconstruction of Roma and Egyptian dwellings that cannot be considered an apartment or house (i.e. tent, shack), as well as constructing new dwellings and providing support services necessary for promoting their gradual socio- economic integration.</p> <p>23 LGUs applied during year 2019 to the MoFE and all have been awarded.</p> <p><i>(Additional explanation related to this measure is provided at the attached end-note document).</i></p> <p><i>Year 2015 Baseline: 0 LGU</i> <i>Year 2016 achieved : 10 LGUs</i> <i>Year 2017 achieved: 13 LGUs</i> <i>Year 2018 achieved: 22 LGUs</i> <i>Year 2019 achieved: 23 LGUs</i></p>		Budget planned (2019) EUR 997,743
			Budget spent (2019) EURO 997,743
	Roma families		Overall population
M 2.9	Including alternative criteria which could allow Roma and Egyptians better access to social housing programs.		State Budget planned (2019)
	There are 3 indicators for this measure.		EUR 2,950
	First indicator: 371 Roma and Egyptian families benefitted during year 2019 from social rental housing throughout the country in the following municipalities. Out of 371 families, 144 belong to Roma minorities and 227 Egyptian minorities.		State Budget spent (2019)
	2019 target is 232 families and performance against target is 159 percent.		EUR 2,950
	Roma	Egyptians	Overall population
	144	227	
	Second indicator: 158 Roma family benefited during year 2019 from low-cost dwellings. 74 are families from Roma minorities and 84 from Egyptian minorities.		
	Roma	Romani women	Overall population
	158 families		
	Third indicator: 246 Roma and Egyptian families benefited from rent bonus during year 2019. 63 are families from Roma minorities and 183 from Egyptian minorities.		State Budget planned (2019)
	<i>Year 2015 Baseline: 0 families</i> <i>Year 2016 achieved : 219 Roma and Egyptian families benefitting from social rental housing.</i>		EUR 2,950

	<p><i>Year 2017 achieved: 434 Roma and Egyptian families benefitted from social rental housing</i></p> <p><i>Year 2018 achieved: N/A data for Roma and Egyptian families benefitted from social rental housing</i></p> <p><i>Year 2019 achieved: 371 Roma and Egyptian families benefitted from social rental housing</i></p>	<p>State Budget spent (2019)</p> <p>EUR 2,950</p>
M2.10	<p>Preparing the legislation and guidelines, and amending the law on expropriation for calculating the costs for housing of families that cannot benefit from expropriation because of their status as illegal construction, and including these costs in the draft-budget, and reflecting this process in the legislation.</p> <p>There is no data available for this indicator for year 2019. Since year 2016 target for this indicator was 1 instruction for calculation of costs completed. The MoHSP in cooperation with local government and former MoUD were the responsible implementing institutions.</p>	<p>Total Budget planned (2019)</p> <p>EUR N/A</p> <p>Total Budget spent (2019)</p> <p>EUR N/A</p>
M2.11	<p>Preparing the legislation and guidelines for the prevention of evictions from dwellings/settlements, to achieve effective protection of human rights.</p> <p>The law "On Social Housing" provides for the prohibition of forced eviction and in a separate article sets out the procedures to be followed by local self-government units to relocate families from the settlements. A draft decree on the procedures for displacements and institutional cooperation has been given the highest priority. It has been discussed in a stakeholders meeting in early January 2019, where representatives of Roma and Egyptian minorities, Peoples' Advocate, Commissioner Against discrimination and Intolerance and other national and local institutions took part. It is expected that the 8 first draft decrees of the Law 22/2018, including the aforementioned one, to be sent to Council of Minister by early May 2019.</p>	<p>Total Budget planned (2019)</p> <p>No cost</p> <p>Budget spent (2019)</p> <p>No cost</p>

Reporting person	
Name SURNAME	Doris Andoni
Position	Roma Focal Point
Institution	Ministry of Finance (Housing)
Email	doris.andoni@fianaca.gov.al

POLICY COORDINATION, MONITORING AND ASSESSMENT
Goal: To create synergies between different sectors
To create synergies between different sectors.

Total budget	EUR		
Budget planned (2019) MoHSP	EUR 17,805		
Budget spent (2019)	EUR 18,827		
Indicator	[please insert indicator as stated in the Strategy]		
Baseline (2015)	Roma male	Roma female	Overall population
Milestone (2019)			
Achievement (2019)	Roma male	Roma female	Overall population
Objective 1: To monitor inequalities faced by Roma and Egyptian			
monitor inequalities faced by Roma and Egyptian			
Total budget	EUR		
Budget planned (2019)	EUR 35,365		
Budget spent (2019)	EUR 18,877		
Indicator	[please insert indicator as stated in the Strategy]		
Baseline (2015)	Roma male	Roma female	Overall population
Milestone (2019)			
Achievement (2019)	Roma male	Roma female	Overall population
Measures under objective 1 implemented in 2019			
M1.1	Publishing an annual narrative and financial report on implementation of the Action Plan for Integration of Roma and Egyptians.		Total Budget planned (2019) EUR 16,488
	One annual narrative and financial report on implementation of the Action Plan for Integration of Roma and Egyptians was published during year 2019.		Total Budget spent (2019) EUR 0
	MoHSP is the responsible implementing institution.		
	Roma	Romani women	Overall population
M1.2	Organizing six-monthly meetings of Roma focal points in ministries and civil society stakeholders (including Roma and Egyptians) to provide updates on Action Plan implementation and resolve any problems.		Total Budget planned (2019) No cost
	In order to provide updates on Action Plan implementation and resolve any problems, MoHSP's Roma Focal Point organized 7 meetings during year 2019 with participation of focal points at Line Ministries, civil society organization, Albania Parliament members. The main topics were: i. the role of the Albanian Parliament in promoting and protecting Roma women; ii. consult draft budget for budget projections for year 2020; iii. removing the fee of		Total Budget spent (2019) No cost

	<p>kindergartens and nursery for children from Roma and Egyptian minorities etc.</p> <p>MoHSP is the responsible implementing institution.</p> <p><i>(Additional explanation related to this measure is provided at the attached end-note document).</i></p>	
M1.3	<p>At the beginning of every calendar year, meeting with all line ministries responsible for Action Plan implementation to discuss priority actions and possible cooperation with other stakeholders.</p> <p>Meetings were held with participation of representatives from all Line Ministries who responsible for implementation and reporting of achievements of Action Plan.</p> <p>In addition, 3 meeting were organized with the Roma focal point from education, housing and social protection sectors to discuss the intervention in the next public budget cycle for a more effective Roma Responsible Budget.</p> <p>MoHSP is the responsible implementing institution.</p> <p><i>(Additional explanation related to this measure is provided at the attached end-note document).</i></p>	<p>Total Budget planned (2019)</p> <p>No cost</p>
		<p>Total Budget spent (2019)</p> <p>No cost</p>
M1.4	<p>Following up with ministries responsible for Action Plan implementation to ensure they all identify a focal point person and provide social inclusion introductory training for any new focal points.</p> <p>The network of Roma Focal Point from the municipalities and subordinate institutions is established and is updated every year by the Ministry of Health and Social Protection.</p> <p>MoHSP is the responsible implementing institution.</p>	<p>Total Budget planned (2019)</p> <p>No cost</p>
		<p>Total Budget spent (2019)</p> <p>No cost</p>
M1.5	<p>Every six months, three local government units and Regional Councils will be visited to collect data on implementation of the Action Plan and record any challenges that should be discussed at the inter-ministerial meetings.</p> <p>In the framework of the project "Economic and Social Empowerment of Roma and Egyptians - Boost for Social Inclusion" (ESERE), in partnership with the Ministry of Health and Social Protection and Regional Health Directorate, the Third coordination meeting for improving the healthcare system access for Roma and Egyptians was conducted in Durres .</p> <p>During May 2019, the European Commission against Racism</p>	<p>Total Budget planned (2019)</p> <p>EUR 2,500</p>
		<p>Total Budget spent (2019)</p> <p>EUR 2,500</p>

	and Intolerance (ECRI) organised a "field visit" in Municipality of Pogradec and Korca focusing about the housing situation of Roma and Egyptian minorities, as well as community initiatives to promote integration and relations with the local authorities. MoHSP is the responsible implementing institution.	
M1.6	Organizing a consultation with local government units to discuss the draft annual narrative and financial report. The report for the implementation of the National Action Plan of the year 2018 was discussed with all stakeholders during its presentation on June 2019. MoHSP is the responsible implementing institution.	Total Budget planned (2019) EUR 1,428 Total Budget spent (2019) EUR 1,428
	Roma organization	Egyptian Organization
	8	7
M1.7	Providing information and guidance to civil society organizations interested in publishing an independent (shadow) progress report on Action Plan implementation. Appropriate advice was provided for different organizations of civil society including Institute of Roma Culture in Albania, for preparation of independent report on the implementation of the National Action Plan (2018). A shadow report prepared by IRCA was published on 30 January 2020 which analyzed the monitoring budgetary of National Action Plan for the Integration of Roma and Egyptian 2016-2020, for the years 2018-2019. The report was presented and discussed with all stakeholders. MoHSP is the responsible implementing institution.	Total Budget planned (2019) EUR 4,949 Total Budget spent (2019) EUR 4,949
M1.8	Re-designing the online monitoring and reporting system with the new Action Plan indicators and providing training and technical assistance for its users. MoHSP supported by UNDP, improved the online monitoring and reporting system (ROMALB) focusing more at reporting and designing of a dashboard for the system. Capacity building programs and remotely technical assistance was provided for all 140 users (current and new ones) of the system during January - February 2019. MoHSP is the responsible implementing institution.	Total Budget planned (2019) EUR 8,000 Total Budget spent (2019) EUR 8,000
M1.9	Updating the online monitoring and reporting system with new data from users at different levels. During January 2019 - February 2019 all users of the	Total Budget planned (2019) No Cost

	<p>ROMALB system, at all levels, entered the appropriate data for their own sector. 140 users were representatives of local governance units, Ministry of Education, Ministry of Health and Social Protection, Ministry of Interior, Ministry of Finance. New changes at the ROMALB system were recommended to be reflected in accordance to the new template progress report required.</p> <p>MoHSP is the responsible implementing institution.</p>	<p>Total Budget spent (2019)</p> <p>No Cost</p>
M1.10	<p>Assessing the Action Plan qualitative indicators progress.</p> <p>No data reported for this measure during 2019.</p>	<p>Total Budget planned (2019)</p> <p>EUR 2,000</p>
		<p>Total Budget spent (2019)</p> <p>EUR 2,000</p>
M1.11	<p>Supporting local government units to design and implement Local Action Plans for Roma and Egyptian communities.</p> <p>During 2019, Municipality of Fieri and Roskoveci, drafted the local Action Plan for the Integration of Roma and Egyptian minority.</p> <p>MoHSP is the responsible implementing institution.</p>	<p>Total Budget planned (2019)</p> <p>No Cost</p>
		<p>Total Budget spent (2019)</p> <p>No Cost</p>
Reporting person		
Name SURNAME		Ina KOKEDHIMA
Position		Roma Focal Point
Institution		Ministry of Health and Social Protection
Email		Ina.kokedhima@shendetesia.gov.al

Code	Indicator		Roma			Overall population	Year	Overall population	Year	Overall population	Year	Source	Definition
			Male	Female	Total								
			Education										
EDU1	Preschool education attendance rate		n/a	n/a	n/a	81.5%		78.3%	2018	79.9%	2019	INSTAT	GER in Pre-Primary (ISCED level 02)
EDU2	Primary education enrolment rate		66%*	66%*	66%*	104.0%	2017*	102.4%	2018	99.8%	2019	INSTAT *Regional Roma Survey	GER in Primary (ISCED level 1) *Definition of indicator as per RRS2017: Ratio of the surveyed population aged between 7 and 15 who are enrolled in education as share of all 7 to 15 year old. This indicator is calculated using the question “Does s/he

												<p>still attend school or training?” (b9) from the UNDP-WB dataset. The values “refused” and “don’t know” were defined as missing. The age groups 7 to 15 was used in this age schooling is compulsory in all surveyed countries. Six yearolds are not included as many of them were not yet supposed to be enrolled in school when the survey took place. In some countries the period of compulsory schooling continues after the age of 15. However, the same age group was chosen for all countries. As no information about the class/grade was collected, it was speak about gross instead of net ratios.</p>
EDU3	Secondary education enrolment rate	n/a	n/a	n/a	95.8%	2017	96.1%	2018	93.6%	2019	INSTAT	GER in Secondary (ISCED level 2+3)
EDU4	Tertiary education enrolment rate	n/a	n/a	n/a	56.0%	2017	60.3%	2018		2019	INSTAT	GER in Tertiary (ISCED level 6+7+8)

EDU5	Primary education drop-out rate	n/a	n/a	n/a	57**	**2017		2018		2019	** Ministry of Education and Sports	
EDU6	Secondary education drop-out rate	n/a	n/a	n/a	3.35**	**2017		2018		2019	**Ministry of Education	
EDU7	Primary education completion rate	n/a	n/a	n/a	n/a			2018		2019		
EDU8	Secondary education completion rate	15%*	15%*	15%*	n/a	*2017		2018		2019	*Regional Roma Survey	
EDU9	Tertiary education completion rate	2%*	1%*	1%*	n/a	*2017		2018		2019	*Regional Roma Survey	
EDU10	Literacy rate	n/a	n/a	n/a	n/a			2018		2019		
EDU11	Special schools attendance rate	1%*	1%*	1%*	11%**	**2017 *2017		2018		2019	*Regional Roma Survey ** Ministry of Education and Sports	
EDU12	Segregated schools attendance rate	0%**	0%**	0%**	n/a**	**2017		2018		2019	** Ministry of Education and Sports	
Employment												

EMP1	Employment rate	63.90%	29.70%	46.30%	50.30%	2017	52.1%	2018	53.4%	2019	Labor Force Survey	Employment-to-population ratio (15+)
EMP2	Informal work rate	n/a	n/a	n/a	n/a	2017	29.4%	2018	30.0%	2019		
EMP3	Unemployment rate	12.40%	26.60%	17.60%	13.70%	2017	12.3%	2018	11.5%	2019	Labor Force Survey	Percentage of unemployed to total labour force (15+)
EMP4	Long-term unemployment rate	8.70%	15.60%	11.20%	8.90%	2017	8.3%	2018	7.3%	2019	Labor Force Survey	Percentage of unemployed for 12 months or more to the total labor force (15+)
EMP5	Last employment experience	n/a	n/a	n/a	n/a	2017		2018		2019		(months)
EMP6	No employment experience rate	n/a	n/a	n/a	n/a	2017		2018		2019		
EMP7	NEET youth rate				29.70%		28.6%	2018			Labor Force Survey	% of youth NEET to population (age group 15-24)

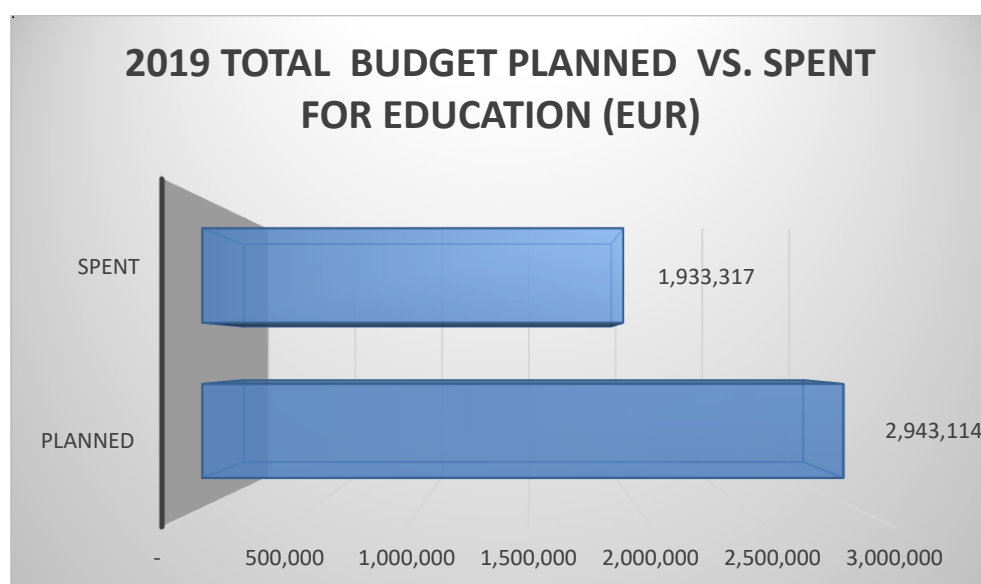
		67%*	90%*	78%*		*2017			25.5%	2019	*Regional Roma Survey	* % of youth NEET to population (age group 18-24)
Health												
HEA1	Access to health insurance rate	26%*	28%*	27%*	*n/a	*2017		2018		2019	*Regional Roma Survey	
HEA2	Infant mortality rate	n/a	n/a	n/a		2017	8.9	2018	10.3	2019	INSTAT	Number of death under 1 years old per 1000 live births
HEA3	Life expectancy at birth	n/a	n/a	n/a	78.5	2017	78.9	2018	79	2019	INSTAT	(years)
Housing												
HOU1	Homelessness rate	n/a	n/a	n/a	n/a	2017		2018		2019		
HOU2	Connection do water rate	47%*	48%*	48%*	72*	*2017		2018		2019	*Regional Roma Survey	Percentage of individuals where their dwellings are connected to drinking water supply system.
HOU3	Connection to electricity rate	85%*	83%*	84%*	100*	*2017		2018		2019	*Regional Roma Survey	Percentage of individuals where their dwellings are connected to electric

												power.
HOU4	Holding property documents rate	n/a	n/a	n/a	92.50%	2016	93.7%	2017	93	2018	Household Budget Survey (INSTAT)	Percentage of individuals who are owners or are becoming owners waiting for the legalization.
HOU5	Segregated neighbourhood rate	n/a	n/a	n/a	n/a	2017		2018		2019		
HOU6	Overcrowding	66%*	65%*	66%*	12.5	2016 *2017	12.55	2017	12.87 (square meters)	2018	Household Budget Survey (INSTAT) *Regional Roma Survey	(square meters) Overcrowding is calculated aver dwellings for residence purposes.
Cross-cutting												
CRC1	At-risk-of-poverty rate	n/a	n/a	n/a	23.7	2017	23.4	2018		2019	SILC	The share of persons with an equivalised disposable income below the risk-of-poverty threshold, which is set at 60 % of

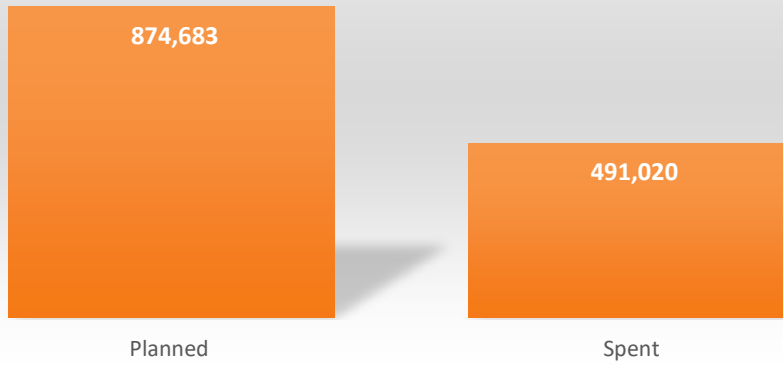
												the national median equalised disposable income (after social transfers).
CRC2	Average income	n/a	n/a	n/a	24.526	2017	26.144	2018		2019	SILC	Monthly mean equalised disposable income per capita (ALL). Equalised disposable income of the individual is considered the total disposable income of household after being divided by the equivalent size of household.
CRC3	Absolute poverty rate	53.40%	50.30%	51.70%	14.30%	2012		2018		2019	LSMS	Percentage of Roma under absolute poverty line
CRC4	Discrimination experience rate	n/a	n/a	n/a	n/a			2018		2019		
CRC5	Civil registration rate	n/a	n/a	n/a	n/a			2018		2019		

Budget

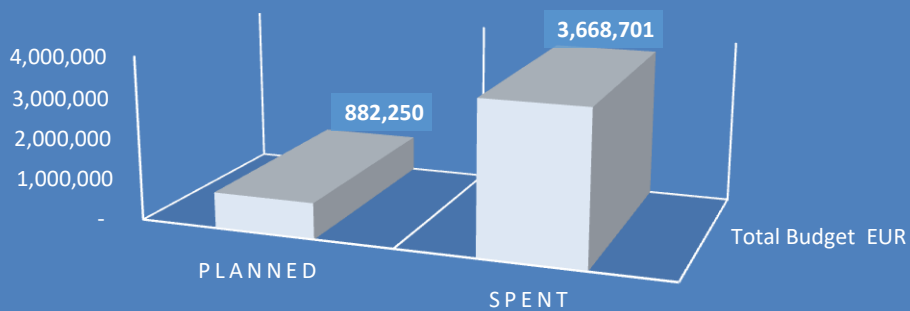
Budget 2019	
<i>Budget overview</i>	
Total budget planned for Strategy implementation in 2019	EUR 10,766,930
Total budget spent for Strategy implementation in 2019	EUR 8,914,774
<i>Budget breakdown for priority areas</i>	
Total budget spent for EDUCATION in 2019	EUR 1,933,317
Total budget spent for EMPLOYMENT in 2019	EUR 491,020
Total budget spent for HOUSING in 2019	EUR 4,978,977
Total budget spent for HEALTH in 2019	EUR 3,668,701
Total budget spent for CIVIL REGISTRATION in 2019	EUR 84,414
Total budget spent for SOCIAL PROTECTION in 2019	EUR 241,209
Total budget spent for POLICY COORDINATION, MONITORING AND ASSESSMENT in 2019	EUR 18,877
<i>Budget breakdown for other Strategy related spending</i>	
Total budget spent for reporting, monitoring and evaluation in 2019	EUR 8,000



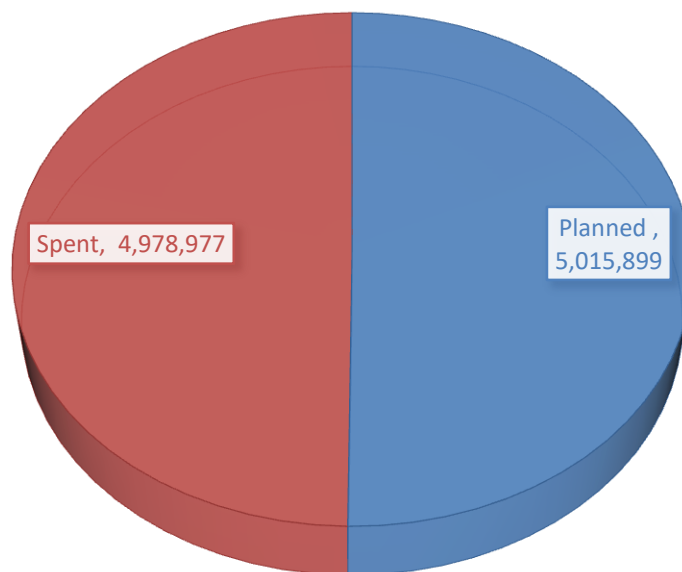
2109 TOTAL BUDGET PLANNED VS. SPENT FOR EMPLOYMENT (EUR)



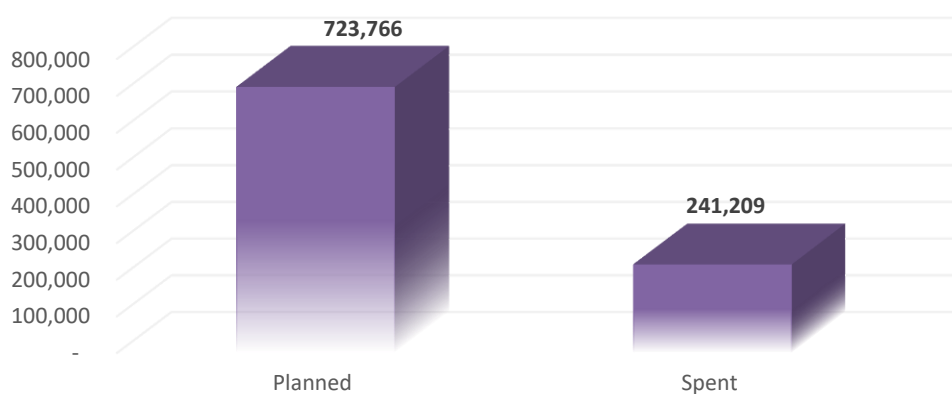
2019 TOTAL BUDGET PLANNED VS. SPENT FOR HEALTH (EUR)



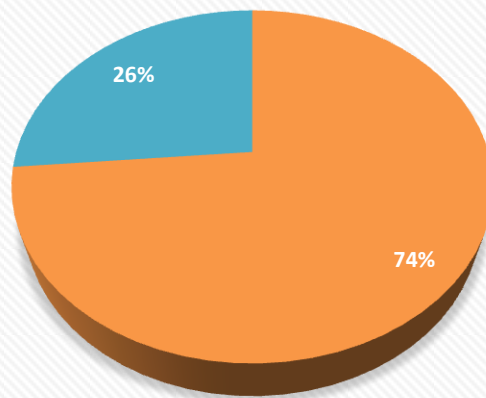
2019 TOTAL BUDGET PLANNED VS. SPENT FOR HOUSING (EUR)



2019 TOTAL BUDGET PLANNED VS. SPENT FOR SOCIAL PROTECTION (EUR)



2019 TOTAL BUDGET PLANNED VS. SPENT FOR CIVIL REGISTRATION (EUR)



Planned Spent

END NOTE DOCUMENT

MEASURES BY PRIORITY AREAS

EDUCATION AND PROMOTING INTERCULTURAL DIALOGUE

M 1.1

There are two factors contributed toward this achievement: i. The priority of the MoES, during year 2019, for registration of the Roma and Egyptian children in the pre-school system; ii. The higher number of identification of unregistered Roma and Egyptian children as a result of the work done by Regional Directorate of Education throughout the country.

The total number reported includes Roma and Egyptians in local education offices of Berat (897- The value is lower in 2019 after the establishment of the new Local Education Offices at VajguroreVajgurore , and some schools have been subordinated to the Kucova and Skrapar local education offices), Durrës (1159), Elbasan (1637), Fier (477), Gjirokaster (254), Korce (847) , Kukes (37), Lezhe (298), Shkoder (421), Vlore (978), DAR Tirana City (2,964), Kamez (473), Kavaje (472), Gramsh (78), Delvine (73), Permet (72), Peqin (213), Lushnje (472), Pogradec (370), Skrapar (25), Bulqize (65), (Mat 192), Mallakaster (12), Tepelene (67), Delvine (73), Tropoje (30), Mirdite (38), Sarandë (112), Elbasan (1637- The number has declined in 2019 compared to 1 year ago because the Cerrik and Belsh Municipality schools have left the Elbasan local education office), Kucove (110), Devoll (96) , UraVajgurore (12), Vore (8) ; Kurbin (160) . Local education offices of Krujë, Has Selenice did not reported thi indicator.

M1.4

There is an increase in the number of Roma and Egyptian children who have benefitted from homework during year 2018. The following explanation can be provided on this regard: During year 2018-2019, it's evident an increase in the quality of education of the Roma and Egyptian children. This is due to their inclusion in pre-school education and consequently the number of those who have learning difficulties is decreased. In addition to that , the instruction of the Ministry of Education and Sports, No. 21, dated August 8, 2014, "On increasing the attendance of pre-school education by Roma and Egyptian children" has its effects on increasing the involvement of children of both communities in education as well as inclusion of their parents in the school's activities.

M1.5

The instruction of the Ministry of Education and Sports, No. 21, dated August 8, 2014, "On increasing the attendance of pre-school education by Roma and Egyptian children" has its effects on increasing the involvement of children of both communities in education as well as inclusion of their parents in the school's activities.

There is an increase of the 2019 number reported for this indicator compare to 2018. The ROMALB - electronic data collection system - shows that only 5% of the local education offices did not report this indicator.

M1.7

The instruction of the Ministry of Education and Sports, No. 21, dated August 8, 2014, “On increasing the attendance of pre-school education by Roma and Egyptian children” has its effects on the good performance for this indicator which reflects an involvement of children of both communities in education as well as inclusion of their parents in the school’s activities.

1.12 There is a low number reported for this indicator for year 2019. ROMALB shows that a high number of the local education offices did not report this indicator for this year. Consequently 2019 performance against target is low. Below are the local education offices did not report figures for this indicator:

Berat

Fier

Korce

Kukes

Librazhd

Roskovec

Prrenjas

UraVajgurore

Maliq

M1.14

The MoES, particularly during year 2017 has undertaken several initiatives to raise awareness of Roma and Egyptian communities to be enrolled and attend the part time basic education programs.

For the implementation of this activity, school teachers have been required to perform additional working hours. Two hours per week, different seminars have been conducted by teachers after school hours in every school which were attended by Roma and Egyptian children. In addition to that uneducated Roma and Egyptian parents were present. They have learned how to write together with their children.

M 2.2

For the year (2019 report), this indicator was projected to be dropped from the action plan. This is because of the new curricula which are already been drafted. In recent years, new curricula and new textbooks have been compiled in accordance with the curriculum framework and standards for textbooks of pre-university education, including issues of tolerance, marginalization, ethnicity, sexual orientation, gender equality, etc.

M2.5

The following are the schools that have reported the highest number of intercultural activities organized: Berat (51 schools) ; Vlore (45 schools) ;Cerrik (16 schools) ; Elbasan (10 schools) Tirane (10 schools); Devoll (7 schools); etc. 155 schools are in urban areas and 102 are in rural ones.

M4.11.

Activity “Leskovik Baklama”. This project was implemented by a representative of the Egyptian community, in the period April-May 2019, the project included preparation and recording of 10 old folk materials (8 dance and 2 songs) and production of 50 CDs. The folk songs of men and women (diaphonic and polyphonic) sung in Leskovik form part of the Tuscan polyphonic subsystem, which covers the whole of Tuscany and extends into southern Albania, between the two rivers, Shkumbini to the North and Vjosa to the South. This subsystem constitutes the entirety of the multilingual singing modes of the various provinces belonging to this region.

2. Activity “Roma Millennium: Fair of Roma Culture and Tradition in Korça Region”. The event was aimed at promoting Roma culture, the background of this community that knew how to preserve cultural values, language and traditions. The project also promoted Roma handicrafts, an advertising element of the values of this tradition, such as characteristic Roma music and dance, as well as historical and museum documentation with facts and facts. The development of the project also included the creation of a popular ensemble of traditional Roma dance with Roma boys and girls who performed traditional Roma songs and dances and promoted characteristic Roma folk costumes. The event took place at the Korça Characteristic Market on April 15th. 60 artists and 10 artisans from the Roma community participated. The event was attended by 600 spectators.

3. Activity “Multimedia Cultural Festival 2019”. The event took place in Permet City Square on June 21-23, 2019. The festival was attended by 7 groups with about 130 participants. Participants in this festival were: Group of Cultural Association “Aphrodite, Tirana (15 people) Greek minority group from Finiqi, Saranda (920 people), Group “SyziuDanc “from Lushnja (20 people), Popular group “As big not small “Kolonja, (15 people), Group of Cultural Association “Avierinos “from Ioannina, Greece, (20 people), Velcani Group, Macedonia (15 people) and the popular group of Kelcyra, (10 people) the Egyptian community. A total of 800 spectators.

EMPLOYMENT AND VOCATIONAL EDUCATION AND TRAINING (VET)

M.3.1

For year 2019, 332 employees (48 from VET and 284 Employment office) were trained in programs aimed at improving the provision of services to unemployed jobseekers. From the total 16 employees were trained in new Employment Promotion programs; 114 were trained in profiling of PUPA; 35 employees were trained for “Returned Emigrants”, 3 employees were trained for “Social Affairs and Vulnerable Groups”, 2 employees were trained for “Youth Reintegration in the Labor Market”, 5 employees were trained for “Roma & Egyptian Integration in the Job Market”, 103 employees were trained for the “Start Smart course” (GIZ); 8 employees were trained for the self-employment program (UNDP); 22 employees were trained for the Counseling Cycle (SWISS); 11 employees were trained from the Foundation “Ndihme per Femijet”, and 13 employees for other programs.

CIVIL REGISTRATION

1.2

In Lezha municipality, 3 children are in the process of registration in cooperation with the heads of Roma and Egyptian associations, CPU civil servant etc. 24 cases were reported from Municipality of Elbasan, 10 from Bear, 23 from Gjirokaster, 12 in Shkoder etc

M1.8

No thematic trainings were held for civil registration officials during year 2019. During this year the work was focused on drafting bylaws deriving from the amendments to the Law on Civil Status. These bylaws included precisely the area related to child registration. These acts will facilitate the institutional /legal way for civil registration officials to take action on a case-by-case basis within the group to which the case belongs. These bylaws will facilitate the handling of cases in a legal way by providing administrative and judicial mitigation solutions.

SOCIAL PROTECTION

M1.5

The municipalities reported for this indicators explained that in cooperation with ministry - licensed NGOs have provided services to the Roma and Egyptian communities, consisting of: administrative need, civil registration, children's registration for the first time in the Republic of Albania, medical reimbursement, health cards, vaccination, employment and vocational training, transportation, children enrolment in school, illiteracy classes, parenting classes, counselling, day care at the center, support for community initiatives (food, clothing, school supplies). etc.

In the Saranda municipality, 79 Roma and Egyptians have been treated to New Year's food packages and some of them receive food service at the Santa Marcelina social center.

In Diber municipality, 10 members of R&E minorities are supported by World vision, Argitra vision, Red Cross which provide food packages and clothing.

The municipality of Ebasan reports one MoU with the local organization Woman Forum of Elbasan

In Municipality of Tirana, 17 MoUs have been implemented, 6 of which have been connected for the first time and 11 are ongoing or refurbished.

There are 6 MoUs in municipality of Korca with local organizations Kennedy, Mercy Without Borders, Emanuel Mission, IRCA, Distutni Albania, Word Vision

M1.7

400 Roma and Egyptians were reported by municipality of Lezha. They have received service from community centers. These centers occasionally address issues that focus on the fight against human trafficking and illegal migration. Also, the Social Services in the Municipality in the 16 days of activation each year carries out activities focusing on these sensitive issues for the society, not only with the beneficiaries of the community centers but also with all the pupils of the schools in the Municipality of Lezha.

1300 Egyptian and Roma were reported by municipality of Durres. This includes beneficiaries of training, information, awareness raising, various activities, assistance, case management support, etc.

200 Roma and Egyptian Roma were reported in municipality of Korca. These have been beneficiaries of frequent meetings by various local organizations, the local coordinator for gender equality and domestic violence.

176 Roma and Egyptian are reported by municipality of Elbasan. This information is taken from the list of training or information sessions held at the Roma community center organized by various NGOs or local institutions as well as from the office of the " Migration for Development " program.

2.2

70 families are reported from Lezha municipality. 7 families have been referred directly by the Social Administrator to benefit from the rental bonus and all 7 of these families have been included in the rental bonus. The rest of the 63 families (who may or may not be beneficiaries of economic assistance) are referred to other services (food, medicine, clothing, etc.).

154 families were reported by the Municipality of Tirana.

10 families have been reported from Vlora municipality. These include victims of violence, children with social problems and the elderly for socio-economic evaluation.

POLICY, MONITORING AND ASSESMENT

M1.2

The Delegation of Albania with representative from Line Ministries, NGOs participate in the Western Balkans meeting for the signature of the Declaration on Roma Integration within the process of EU enlargement, in Poznan Summit, July 2019, by the region's Prime Ministers.

M1.3

In pursuance of the Western Balkans Declaration on Roma Integration within the process of EU enlargement, signed in Poznan Summit in July 2019, by the region's Prime Ministers, has begun the work process for piloting the "Guidelines for Budgeting responsive to Roma ".

Responsible budgeting for the Roma and Egyptian minorities offers a wide range of advantages, which go beyond the social integration of this community and contribute effectively to overall growth within the enlarged region.

It will also provide:

1. Better budget transparency related to budget-related policy decisions.
2. Greater accuracy and sustainability of public funds in order to adapt the funds to the current needs of the Roma and Egyptian minorities.
3. Records of all the discriminatory consequences of funding decisions that will lead to even more equitable restructuring of the allocation of resources.

Following consultations and meetings with the Ministry of Finance and Economy and the Ministry of Education, Sport and Youth, it agreed on three budget programs for piloting the next public budget cycle, 2020-2022:

1. Budget Program of Social Inclusion and Social Care - Ministry of Health and Social Protection

2. Budget Housing Program - Ministry of Finance and Economy

3. Budget Program of Basic Education and Higher Secondary Education - Ministry of Education, Sport and Youth

The end result of this process will be the generation of products and performance indicators for the Roma and Egyptian minority in the public budget cycle 2020-2022.