

GOVERNMENT OF ALBANIA

## REPORT ON THE IMPLEMENTATION OF ROMA INTEGRATION PUBLIC POLICY IN ALBANIA FOR 2017

*This Report is prepared within the framework of the Regional Cooperation Council Roma Integration 2020. The template was adopted on the 2<sup>nd</sup> Task Force Meeting of the Roma Integration 2020 project, held on 20-21 September 2017 in Belgrade.*

## Contents

ACRONYMS .....	3
Executive Summary .....	4
Institutional Arrangement.....	6
General information .....	6
Inter-disciplinary body.....	6
Measures by Priority Areas .....	8
EDUCATION AND PROMOTING INTERCULTURAL DIALOGUE.....	8
EMPLOYMENT AND VOCATIONAL EDUCATION AND TRAINING (VET).....	23
HEALTH .....	33
EQUAL ACCESS TO CIVIL REGISTRATION AND JUSTICE .....	39
SOCIAL PROTECTION .....	46
HOUSING AND URBAN INTEGRATION.....	57
POLICY COORDINATION, MONITORING AND ASSESSMENT .....	64
Budget .....	69
Graphs of budget planned/spent for all sectors .....	70
Impact Assessment.....	73
END NOTE DOCUMENT .....	76
EDUCATION AND PROMOTING INTERCULTURAL DIALOGUE.....	76
EMPLOYMENT AND VOCATIONAL EDUCATION AND TRAINING (VET).....	80
HEALTH .....	86
CIVIL REGISTRATION.....	87
SOCIAL PROTECTION .....	89
POLICY, MONITORING AND ASSESMENT .....	92

## ACRONYMS

ALUIZNI	Agency for Legalization, Urbanization and Integration of Informal Buildings / Areas
CPD	Commissioner for Protection from Discrimination
CPU	Child Protection Unit
DCM	Decision of the Council of Ministers
EU	European Union
EUR	Euro
IOM	International Organization of Migration
INSTAT	Institute of Statistics of the Republic of Albania ( <i>Instituti i Statistikave</i> )
ICT	Institute of Curricula and Training
LGU	Local Governmental Unit
MFA	Ministry of Foreign Affairs
MoC	Ministry of Culture
MoF	Ministry of Finance
MoHSP	Ministry of Health and Social Protection
Mol	Ministry of Interior
MoJ	Ministry of Justice
MoES	Ministry of Education and Sports
MSWY	Ministry of Social Welfare and Youth
MoE	Ministry of Environment
MoUD	Ministry of Urban Development
MoU	Memorandum of Understanding
N/A	Non available
NAPIRE	National Action Plan for Integration and Roma and Egyptians
NEET	Not in Education, Employment, or Training
NGO	Non-governmental organization
NES	National Employment Service
RADA	Regional Agriculture Development Agency
RED	Regional Educational Directorate
RRS2017	Regional Roma Survey 2017
ROMALB	Online Monitoring and Reporting Electronic System
SSS	State Social Service
SOP	Standard Operating Procedures
SII	Social Insurances Institute
UNDP	United Nations Development Programme
VET	Vocational Education and Training
VoT	Victim of Trafficking

## Executive Summary

This report provides an overview of progress made in the course of the NAPIRE (2016-2020) (National Action Plan for Integration of Roma and Egyptians in Albania). It offers an analysis of available evidence on changes in the situation of Roma and Egyptian community members during year 2017 in the priority areas of Education and Culture, Employment, Health, Housing, Social Protection, Civil Registration and Access to Justice. Also assessed in the report is adherence to the principled commitments made including adopting and funding national action plan targeting Roma and Egyptians in the six priority areas, involving Roma and Egyptians in the design and implementation of initiatives undertaken in the framework of the NAPIRE, and gathering data and reporting on the situation of Roma and Egyptians.

The Action Plan for Integration of Roma and Egyptians is a document drafted by the Government of Albania and coordinated by the Ministry of Health and Social Protection, as an governmental institution's body coordinator. The Action Plan was developed in close consultation with and owned by the respective line ministries, representatives of Roma and Egyptians and other stakeholders. The Action Plan reflects a scaling up of measures already being implemented and also initiates new activities for promoting the integration of Roma and Egyptians, with committed funding from the State budget and as well as funding from donors.

During year 2017, the implementation of the Action Plan was monitored by the MoHSP covering the relevant sectors. At the working level, responsibility for monitoring the Action Plan implementation lies with the focal points for Roma and Egyptians in line ministries, responsible for implementation of measures. The focal points in each line ministry were also responsible for the quality of the data reported from the local level, identifying also the information gaps that need to be filled. For year 2017, line Ministries' officials in Tirana have worked with regional and local representatives to improve the quality of data reported regarding the indicators' data of NAPIRE. Administrative data was used by most ministries to monitor the participation of Roma and to a lesser extent Egyptians in mainstream and targeted government programmes, such as employment promotion, education, VET, economic aid, free legal aid, social services, health, civil registration, housing, and others.

The online system for the Action Plan monitoring and progress reporting, known as ROMALB ([www.romalb.org](http://www.romalb.org)), continued even during year 2017 as a key national electronic instrument which enabled for cast data at all levels to be available in real time at the MoHSP as well as the indicators' reports to be generated automatically and without delay.

The primary source of data for Impact Assessment Table was obtained by INSTAT. For indicators, where INSTAT data is lacking, other data sources were used such as Regional Roma Survey's Fact sheet document and MoES .

Following are some important highlights of Year 2017 implementation of Action Plan as well future recommendations:

- Mechanisms that ease the access to the civil registration service and to the free legal aid for members of Roma and Egyptian communities have been improved during year 2017.

- During 2017 more Roma and Egyptians have been informed regarding ways of human trafficking and 100% of the trafficked cases are in protection and assisted with re-integration services.
- 13.5% more Roma and Egyptian boys and girls have completed all levels of education compared to 2015.
- 100% more Roma and Egyptians have participated in employment promotion and vocational training programs and have been integrated into the labour market during 2017 versus 2015.
- 100% of Roma and Egyptian community members have access to basic health care.
- Mechanisms that will help in prioritizing investment for the Roma community and providing shelter relief assistance have improved.
- More Roma and Egyptian families are involved directly or indirectly in housing programs.
- Positive efforts have been made to increase the number of Roma and Egyptians involved in reintegration programs for work.
- There is a demand for more support offered for both communities by the Ministry of Justice for the functioning of state legal clinics and offering free legal aid.
- More support should be given to Roma and Egyptian farmers through the mechanism of projects funded by RADA (AZHBR) which will, in turn, encourage employment in the agricultural sector.
- More efforts must be made by state institutions to involve Roma and Egyptians as employees in health institutions in order to increase the quality of service for members of both communities.
- More efforts should be done by MoJ on reporting on statistics which will help monitoring progress on legalization issues.
- There is a need for more support by MoHSP to continue capacity building of social administrators who should facilitate access to Roma and Egyptian services.
- More efforts must be made by State Social Services to enhance the reintegration skills of Roma and Egyptian families emerging from the Transit Center.

## Institutional Arrangement

General information	
Reporting year	2017
Economy	Albania
Strategy	National Strategy for Development and Integration 2016-2020
Period	Year 2017
Download link	The National Action Plan for Integration of Roma and Egyptians 2016-2020 ; <a href="http://www.al.undp.org/content/albania/en/home/library/poverty/national-action-plan-for-integration-of-roma-and-egyptians-in-th.html">http://www.al.undp.org/content/albania/en/home/library/poverty/national-action-plan-for-integration-of-roma-and-egyptians-in-th.html</a>

National Roma Contact Point	
Name SURNAME	Merita XHAFAJ
Position	General Director
Department	General Directory of Social Policies
Institution	Ministry of Health and Social Protection
Email	<a href="mailto:Merita.Xhafaj@shendetesia.gov.al">Merita.Xhafaj@shendetesia.gov.al</a>
Mobile #	+355604086825

National Roma Contact point technical support / secretariat [please add as many rows as below, as needed]	
Name SURNAME	Ina KOKEDHIMA
Position	Roma Specialist
Department	Social Inclusion Directory
Institution	MoHSP
Email	<a href="mailto:Ina.Kokedhima@shendetesia.gov.al">Ina.Kokedhima@shendetesia.gov.al</a>
Mobile	+355696127961

Inter-disciplinary body	
Education	
Name SURNAME	Besnik RAMA
Position	Roma Focal Point
Institution	Ministry of Education and Sports
Email/ Phone #	besnik.rama@arsimi.gov.al
Employment	
Name SURNAME	Mimoza HASANI

Position	Roma Focal Point		
Institution	Ministry of Finance		
Email/ Phone #	mimoza.hasani@financa.gov.al		
Health			
Name SURNAME	Jonida SEFERI		
Position	Roma Focal Point		
Institution	Ministry of Health and Social Protection		
Email/ Phone #	Jonida.Seferi@shendetesia.gov.al		
Housing			
Name SURNAME	Endri HOBDARI		
Position	Roma Focal Point		
Institution	Ministry of Finance		
Email/ Phone #	endri.hobdari@fianaca,gov,.al		
Civil registration			
Name SURNAME	Edmond GJOLEKA		
Position	Roma Focal Point		
Institution	Ministry of Interior		
Email/ Phone #	edmond_gjoleka@yahoo.com		
State statistics			
Name SURNAME	Ledia THOMO		
Position	Families' Survey Department Director		
Institution	Albanian State Statistics Institution		
Email/ Phone #	<a href="mailto:ltthomo@instat.gov.al">ltthomo@instat.gov.al</a>		
Culture			
Name SURNAME	Bendis PUSTINA		
Position	Roma Focal Point		
Institution	Ministry of Culture		
Email/ Phone #	Bendis.pustina@kultura.gov.al		

## Measures by Priority Areas

<b>EDUCATION AND PROMOTING INTERCULTURAL DIALOGUE</b>			
<b>Goal: Roma and Egyptians are eligible to full access and inclusion in qualitative education without being subject to discrimination and segregation.</b>			
Total budget	EUR 21,248,356		
Indicator	By the end of 2020, 70% more boys and girls of the Roma/Egyptian communities manage to complete all levels of education and 100% complete pre-school education.		
Base line 2015	Roma Total	Roma female	Total population
	30,908		
Milestone 2017			
Budget planned 2017	EUR 2,886,274		
Budget spent 2017	EUR 1,922,244		
Achievement 2017	Roma male	Roma female	Total population
	23,029	19,318	
<b>Objective 1: More Roma and Egyptian boys and girls that complete all levels of education.</b>			
More Roma and Egyptian boys and girls that complete all levels of education.			
Total budget	EUR 24,446,080		
Indicator	By the end of 2020, 70% more boys and girls of the Roma and Egyptian communities manage to complete all levels of education and 100% complete pre-school education.		
Baseline (2015)	Roma Total	Roma female	Total population
	26,224		
Milestone 2017	By the end of 2017, 44% more Roma and Egyptian children identified who are absent from the pre-school and compulsory education system in order to ensure their enrolment.		
Budget planned 2017	EUR 2,681,931		
Budget spent 2017	EUR 1,749,917		
Achievement	Roma male	Roma female	Overall

\* (Exchange rate: 1 Euro = 140 ALL)



2017			population
	19,233	16,250	
<b>Measures under objective 1 implemented in 2017</b>			
M1.1	<b>Enrolling all Roma and Egyptian children in pre-school and compulsory education.</b>  13,583 Roma and Egyptian boys and girls were enrolled in and attended pre-school education and compulsory education during year 2017. Data shows that 6,335 were female and 7,248 were male; 4,186 were Roma and 9,397 were Egyptian; 10,682 resided in urban areas and 2,901 resided in rural ones. During year 2017 there is an increase with 9.4% of the number of boys and girls enrolled in and attending pre-school education and compulsory education against year 2016.  2017 target was 4,707 children and the performance against target is 288 percent.  The MoES is the responsible implementing institution. <i>Year 2015 baseline: 4,437 Roma and Egyptian</i> <i>Year 2016 achieved : 12,801 Roma and Egyptian</i> <i>Year 2017 achieved: 13,583 Roma and Egyptian</i>  (Additional explanation related to this measure is provided at the attached end-note document).		Total Budget planned (2017)  EUR 40,939
			Total Budget spent (2017)  EUR 40,939
	Roma	Romani woman	Overall Population
	13,583	6,335	400,697
M1.2	<b>Enrolling Roma and Egyptian children in pre-school and compulsory education by excluding them from financial guarantees or food allowances.</b>  511 Roma and Egyptian children were exempted from boarding fees in pre-school education during 2017. Data shows that 219 were girls and 292 were boys. There were 175 Roma children and 336 Egyptian ones. No data available as to division urban/rural. The target for 2017 was 4,080 children and the 2017 performance against target is 12 percent.  During year 2017, there is an increase with 57% of number of Roma and Egyptian children exempted from boarding fees in pre-school compared to the data reported for year 2016.  The MoES and local government units are the responsible implementing institutions.  <i>Year 2015 Baseline: 4,000 Roma and Egyptian</i> <i>Year 2016 achieved : 325 Roma and Egyptian</i> <i>Year 2017 achieved: 511 Roma and Egyptian</i>  (Additional explanation related to this measure is provided at the attached end-note document).		Total Budget planned (2017)  EUR 367,236
			Total Budget spent (2017) EUR 45,990

	Roma	Romani woman	Overall population
	511	219	
M1.3	<b>Increasing the number of Roma and Egyptian pre-school educators and teachers (men and women) in compulsory education.</b>		Total Budget planned (2017)
	<p>99 Roma and Egyptian were working as pre-school educators or teachers in compulsory education during 2017 against 85 reported for year 2016. Data shows that 64 were female and 35 were male; 15 were Roma and 84 Egyptians; 60 were from urban areas and 39 from rural ones. The target for 2017 was 95 pre-school educators or teachers and the performance against target was 104 percent. The MoES is the responsible implementing institution.</p> <p><i>Year 2015 Baseline: 93 Roma and Egyptian</i>  <i>Year 2016 achieved : 85 Roma and Egyptian</i>  <i>Year 2017 achieved: 99 Roma and Egyptian</i></p> <p><i>(Additional explanation related to this measure is provided at the attached end-note document).</i></p>		No Cost
			Total Budget spent (2017)
			No Cost
	Roma	Romani women	Overall population
	99	64	29,530
M1.4	<b>Introducing auxiliary positions for Roma and Egyptians in preschool and basic education (for homework and studying assistance in lower grades, 1-4).</b>		Total Budget planned (2017)
	<p>There are 2 indicators for this measure. The MoES is the responsible implementing institution.</p> <p>First indicator: 609 Roma and Egyptian boys and girls have benefitted from homework and studying support during 2017. Data shows that 253 of them were female and 356 male, 167 were Roma and 442 Egyptians; 479 were from urban areas and 130 from rural ones. The 2017 target for this indicator was 1,379 and performance against target is 44 percent.</p> <p>Second indicator: 44 Roma and Egyptians women have been working in auxiliary positions in preschool and basic education during year 2017 against 35 reported for year 2016 (25 percent more). 14 of them belonged to the Roma community and 30 were part of the Egyptian one.</p> <p><i>Year 2015 Baseline: 1,300 Roma and Egyptian</i>  <i>Year 2016 achieved : 621 Roma and Egyptian</i>  <i>Year 2017 achieved: 609 Roma and Egyptian</i></p> <p><i>(Additional explanation related to this measure is provided at the attached end-note document).</i></p>		EUR 1,145,772
			Total Budget spent (2017)
			EUR 504,139
	Roma	Romani women	Overall population
	609	253	

M1.5	Organizing after-school courses where Roma and Egyptian parents with education deficiencies can be invited to join and learn to write with their children.		Total Budget planned (2017)
	<p>1,704 Roma and Egyptian parents have joined after-school courses with their children during year 2017 against 1,106 reported during year 2016. From this group, 851 were female and 853 male; 199 were Roma and 1,505 Egyptian; 1,371 were from urban areas and 333 were from rural ones. Inclusion policies applied by the MoES over the past two years have positively affected the increase in the number of Roma parents who have joined after-school courses with their children. The 2016 data is serving as baseline for upcoming years. Year 2017 performance against target is 154 percent. MoES is the responsible implementing institution.</p> <p><i>Year 2016 achieved (Baseline) : 1,106 Roma and Egyptian</i>  <i>Year 2017 achieved: 1,704 Roma and Egyptian</i></p> <p><i>(Additional explanation related to this measure is provided at the attached end-note document).</i></p>		EUR 25,473
			Total Budget spent (2017)
			EUR 25,473
	Roma	Romani women	Overall population
	1,704	851	
M1.6	Establishing support classes in higher grades (5-9) for children with learning difficulties, including Roma and Egyptians.		Total Budget planned (2017)
	<p>509 Roma and Egyptian children with learning difficulties were involved in support classes in the higher grades (5-9) during 2017. Data shows that 260 were female and 249 male; 199 were Roma and 310 Egyptian; 429 were from urban areas and 80 were from rural ones. Year 2016 data will serve as a baseline for upcoming years. Year 2017 performance against target is 74 percent. There is a decrease in the number of Roma and Egyptian children with learning difficulties who were involved in support classes in the higher grades. This is because of an increase in the quality of the children of both communities as a result of their inclusion in pre-school education and consequently the number of those who have difficulty learning is decreased. The MoES is the responsible implementing institution.</p> <p><i>Year 2016 Baseline achieved : 685 Roma and Egyptian</i>  <i>Year 2017 achieved: 509 Roma and Egyptian</i></p> <p><i>(Additional explanation related to this measure is provided at the attached end-note document).</i></p>		EUR 25,473
			Total Budget spent (2017)
			EUR 25,473
	Roma	Romani women	Overall population
	509	260	
M1.7	Including Roma and Egyptian parents in school activities and boards.		Total Budget planned

	<p>130 Roma and Egyptian parents were members of school boards during year 2017 against 71 reported during year 2016. Data shows that 61 were female and 69 male, 42 were Roma and 88 Egyptian, 89 were from urban areas and 41 from rural ones. The 2017 target for this indicator was 104 and the performance against target is 125 percent. The MoES is the responsible implementing institution.</p> <p><i>Year 2015 Baseline: 98 Roma and Egyptian</i>  <i>Year 2016 achieved : 71 Roma and Egyptian</i>  <i>Year 2017 achieved: 130 Roma and Egyptian</i></p> <p><i>(Additional explanation related to this measure is provided at the attached end-note document).</i></p>		(2017)
			No cost
			Total Budget spent (2017)
			No cost
	Roma	Romani women	Overall population
	130	61	
M1.8	<p><b>Appointing teachers or final-year students as mentors for Roma and Egyptian students in vocational schools.</b></p> <p>46 Roma and Egyptian students were appointed as mentors in vocational schools during year 2017. This year performance against target is 106 percent. Gender disaggregation data is not available. MoHSP is the responsible implementing institution.</p> <p><i>Year 2015 Baseline: 43 Roma mentors</i>  <i>Year 2016 achieved : 46 Roma mentors</i>  <i>Year 2017 achieved: 46 Roma mentors</i></p>		Total Budget planned (2017)
			EUR 5,473
			Total Budget spent (2017)
			EUR 5,801
	Roma	Romani women	Overall population
	46		1,061
M1.9	<p><b>Providing free textbooks to Roma and Egyptian girls and boys, as a transitional measure for providing it to all students (for compulsory education and depending on donor support also for secondary education).</b></p> <p>10,957 Roma and Egyptian children girls and boys have benefitted during year 2017 from free textbooks against 8,478 children benefitted during year 2016. Data shows that 4,832 were female and 6,125 were male, 3,895 were Roma and 7,062 were Egyptian, 8,801 from urban areas and 2,156 from rural ones. The 2017 target for this indicator was 8,652 and the performance against target is 122 percent. There is a high year 2017 performance against target for number of Roma children who benefit from free textbooks for each academic year which has come as a result of an increase of the number of Roma children attending school. The MoES is the responsible implementing institution.</p> <p><i>Year 2015 Baseline: 8,000 Roma and Egyptian</i>  <i>Year 2016 achieved : 8,478 Roma and Egyptian</i>  <i>Year 2017 achieved: 10,957 Roma and Egyptian</i></p>		Total Budget planned (2017)
			EUR 277,636
			Total Budget spent (2017)
			EUR 338,715

	Roma	Romani women	Overall population
	10,957	4,832	
M1.10	Ensuring that Roma and Egyptian children benefit from free school transportation available to all children whose school is over 2 km away and crossing commune/municipal lines.		Total Budget planned (2017)
	174 Roma and Egyptian children benefited from free school transportation during year 2017. 83 were girls and 91 boys; 118 were Roma children and 56 Egyptian children. 2017 target for this indicator is 1,500 Roma children. Performance against target is 1.2 percent. The MoES, RED and school directorates are the responsible implementing institutions.		EUR 114,265
	<p><b>Note:</b> There is an estimated fund that covers free transportation to all children who cannot afford it, and varies according to the distance between school and home.</p> <p><i>Year 2015 Baseline: 280 Roma and Egyptian</i>  <i>Year 2016 achieved : 285 Roma and Egyptian</i>  <i>Year 2017 achieved: 174 Roma and Egyptian</i></p>		Total Budget spent (2017)
			EUR 13,710
	Roma	Romani women	Overall population
	174	83	
M1.11	Ensuring that Roma and Egyptian children benefit from free kindergarten transportation available to all children whose kindergarten is over 2 km away and crossing commune/municipal lines.		Total Budget planned (2017)
	54 Roma and Egyptian children benefitted from free kindergarten transportation during year 2017. Albanian local government units are reporting institutions for this measure.		EUR 171,943
	<p><i>Year 2015 Baseline: 1,500 Roma and Egyptian</i>  <i>Year 2016 achieved : 117 Roma and Egyptian</i>  <i>Year 2017 achieved: 54 Roma and Egyptian</i></p> <p><i>(Additional explanation related to this measure is provided at the attached end-note document).</i></p>		Total Budget spent (2017)
			N/A
	Roma	Romani women	Overall population
	54	23	
M1.12	Granting scholarships to Roma and Egyptian students attending compulsory, high-school and university education.		Total Budget planned (2017)
	159 Roma and Egyptian students, boys and girls, benefited from scholarships at different levels of education during year 2017 against 55 cases reported for year 2016. Data shows that 68 of them were female and 91 were male, 58 were		EUR 95,122
			Total Budget spent (2017)

	<p>Roma and 101 Egyptians, 157 were from urban areas and 2 from rural ones. From the reports provided by MoES, in total 970 Roma (470 young roma and 500 egyptian were registered in higher secondary education from grade 10 up to 13). Year 2017 target for this measure is 104 students and performance against target is 152 percent. All Roma students attending the bachelor level were excluded from tuition fees, while they received a scholarship according to the criteria applied by the municipalities where they have their place of residence.</p> <p>Year 2015 <i>Baseline:</i> 100 Roma and Egyptian  Year 2016 <i>achieved :</i> 55 Roma and Egyptian  Year 2017 <i>achieved:</i> 159 Roma and Egyptian</p>	EUR 144,585						
	<table> <tr> <td>Roma</td><td>Romani women</td><td>Overall population</td></tr> <tr> <td>159</td><td>68</td><td>9,827</td></tr> </table>	Roma	Romani women	Overall population	159	68	9,827	
Roma	Romani women	Overall population						
159	68	9,827						
M1.13	<p><b>Piloting a system of school canteens in order to provide safe and healthy meals for students (with public funds for those in social need) and teachers, starting with schools with larger numbers of Roma and Egyptians.</b></p> <p>4,369 Roma and Egyptian students received safe and healthy meals in schools canteens during year 2017. Data shows that 2200 of them were girls and 2169 were boys, 3,600 were Roma and 769 Egyptians.</p> <p>The 2017 target for this indicator was 4,326 and the performance against target is 105 percent. The MoES is the responsible implementing institution.</p> <p>Year 2015 <i>Baseline:</i> 4,000 Roma and Egyptian  Year 2016 <i>achieved :</i> 4,160 Roma and Egyptian  Year 2017 <i>achieved:</i> 4,369 Roma and Egyptian</p>	<p>Total Budget planned (2017)</p> <p>EUR 411,008</p> <p>Total Budget spent (2017)</p> <p>EUR 431,558</p>						
	<table> <tr> <td>Roma</td><td>Romani women</td><td>Overall population</td></tr> <tr> <td>4,369</td><td>2,200</td><td></td></tr> </table>	Roma	Romani women	Overall population	4,369	2,200		
Roma	Romani women	Overall population						
4,369	2,200							
M1.14	<p><b>Enrolling Roma and Egyptians adults and parents who are illiterate and have not completed compulsory education in the Part Time Basic Education Program.</b></p> <p>There are 2 indicators for this measure. The MoES is the responsible implementing institution.</p> <p>The first indicator : 2,547 Roma and Egyptians above 16 years have been enrolled in the part time basic education program during year 2017. Also, 2,547 Roma attended this program during year 2017. Data shows that 1,001 of them were female and 1,546 were male; 1,200 were Roma and 1,347 were Egyptians; 2,001 were from urban area and 546 were from rural area.</p> <p>Year 2017 target for this measure was 2,400 Roma and Egyptians. Actual achieved for 2017 is 2,547 and performance against target is 106 percent.</p>	<p>Total Budget planned (2017)</p> <p>EUR 1,600</p> <p>Total Budget spent (2017)</p> <p>EUR 1,600</p>						

	<p>The MoES, particularly during year 2017 has undertaken several initiatives to raise awareness of Roma and Egyptian communities to be enrolled and attend the part time basic education programs.</p> <p><i>Year 2015 Baseline: 2,400 Roma and Egyptian</i>  <i>Year 2016 achieved : 2,400 Roma and Egyptian</i>  <i>Year 2017 achieved: 2,547 Roma and Egyptian</i></p> <p><i>(Additional explanation related to this measure is provided at the attached end-note document).</i></p>		
	Roma	Romani women	Overall population
	2,547	1,001	2,963
	<p>Second indicator : 74 Roma and Egyptians, girls and boys, above 16 years old completed the part time basic education program for one academic year during year 2017. From the total number reported, 27 were female and 47 were male; 29 were from Roma community and 45 from Egyptian one; 69 from urban area and 5 from rural ones.</p> <p><i>Year 2016 Baseline-achieved : 74 Roma and Egyptian</i>  <i>Year 2017 achieved: 74 Roma and Egyptian</i></p>		
	Roma	Romani women	Overall population
	74	27	430
M1.15	<p><b>Enrolling Roma and Egyptian youth in university education of all levels in different fields through university quotas.</b></p> <p>For the academic year 2016-2017, 32 Roma and Egyptian community members benefited from quotas in Higher Education. Year 2017 target for this measure is 37 and the performance against target is 86 percent. Gender disaggregation data is not available.</p> <p>The MoES is the responsible implementing institution.</p> <p><i>Year 2015 Baseline: 26 Roma and Egyptian</i>  <i>Year 2016 achieved : 32 Roma and Egyptian</i>  <i>Year 2017 achieved: 32 Roma and Egyptian</i></p>		<p>Total Budget planned (2017)</p> <p>No cost</p>
			<p>Total Budget spent (2017)</p> <p>No cost</p>
	Roma	Romani women	Over population
	32	N/A	131,716
M1.16	<p><b>Assessing attendance and completion of university education by Roma and Egyptian students who benefit special quotas and scholarships.</b></p> <p>No action was taken to implement this measure during year 2017.</p>		<p>Total Budget planned (2017)</p> <p>No cost</p>
			Total Budget spent (2017)



			No cost
<b>Objective 2: To promote intercultural dialogue and mutual understanding through school-based community development</b>			
To promote intercultural dialogue and mutual understanding through school-based community development			
Total budget	EUR 506,113		
Indicator	100% of the education institutions attended by Roma and Egyptian girls and boys promote intercultural dialogue and mutual understanding through school-based community development by the end of 2020.		
Baseline (2015)	Roma Total	Roma female	Overall population
	2,184		
Milestone (2017)			
Budget planned (2017)	EUR 139,811		
Budget spent (2017)	EUR 128,166		
Achievement (2017)	Roma male	Roma female	Overall population
	121		127
Measures under objective 2 implemented in 2017			
M 2.1	<b>Enriching the standard training curriculum for teachers at all levels of education with material on management of multicultural classes, cooperation with parents from different cultural and socio-economic backgrounds, promotion of tolerance, intercultural and equality.</b>  30 teachers were trained in the following themes during year 2017: management of multicultural classes; cooperation with parents from different cultural and socio-economic backgrounds; promotion of tolerance, intercultural and equality. The 2017 target for this indicator was 350 teachers. As in the previous year, there is the low performance for this indicator. The MoES and the Institute for Development of Education are the responsible implementing institutions.  <i>Year 2015 Baseline: 350 teachers</i> <i>Year 2016 achieved : 30 teachers</i> <i>Year 2017 achieved: 30 teachers</i>  <i>(Additional explanation related to this measure is provided at the attached end-note document).</i>		Total Budget planned (2017)
			EUR 20,095
M 2.2	<b>Reviewing compulsory and secondary education curricula and textbooks to reflect tolerance and intercultural, while adding material on Roma and Egyptian identities.</b>  During year 2017 there is no data regarding the number of		Total Budget spent (2017)
			EUR 15,000
	Roma	Romani women	Overall population
M 2.2	<b>Reviewing compulsory and secondary education curricula and textbooks to reflect tolerance and intercultural, while adding material on Roma and Egyptian identities.</b>  During year 2017 there is no data regarding the number of		Total Budget planned (2017)
			EUR 6,550
			Total Budget



	<p>history and other textbooks published that reflect tolerance and intercultural, while adding material on Roma and Egyptian identities. The 2017 target for this indicator was 1 textbook published. The MoES and the Institute for Development of Education are the responsible implementing institution.</p> <p><i>Year 2015 Baseline: 0 curricula</i>  <i>Year 2016 achieved : No data available</i>  <i>Year 2017 achieved: No data available</i></p>	<p>spent (2017) EUR 0</p>					
M 2.3	<p><b>Reviewing the Second Chance Programme to increase its efficiency as a transitory system to mainstream education.</b></p> <p><b>121 or 96 percent of all students</b> who attended the Second Chance programme were girls and boys from Roma and Egyptian community. There is a high attendance of the Roma and Egyptian community members for this specific program. There is no gender disaggregated data for this indicator.</p> <p>MoES is the responsible institution for this measure.</p> <p><i>Year 2015 Baseline: 917 Roma</i>  <i>Year 2016 achieved : No data available</i>  <i>Year 2017 achieved: 121 Roma</i></p>	<p>Total Budget planned (2017)</p> <p>No Cost</p>					
		Total Budget spent (2017)					
		No Cost					
	<table> <tr> <td>Roma</td><td>Romani women</td><td>Overall population</td></tr> <tr> <td>121</td><td></td><td>127</td></tr> </table>	Roma	Romani women	Overall population	121		127
Roma	Romani women	Overall population					
121		127					
M2.4	<p><b>Implementing the improved Second Chance Programme.</b></p> <p>During year 2017, <b>20 percent</b> of Roma and Egyptians who attended the Second Chance Programme, transited back into mainstream schools. MoES is working for further improvements in the Second Chance Programme within year 2018. There is no disaggregated data for this indicator.</p> <p>MoES is the responsible institution for this measure.</p> <p><i>Year 2017 Baseline: 917 Roma and Egyptian</i>  <i>Year 2016 achieved : 917 Roma and Egyptian</i>  <i>Year 2017 achieved: 20 percent</i></p>	<p>Total Budget planned (2017)</p> <p>EUR 51,965</p>					
		Total Budget spent (2017)					
		EUR 51,965					
	<table> <tr> <td>Roma</td><td>Romani women</td><td>Overall population</td></tr> <tr> <td>20%</td><td></td><td></td></tr> </table>	Roma	Romani women	Overall population	20%		
Roma	Romani women	Overall population					
20%							
M 2.5	<p><b>Organizing intercultural extracurricular activities for raising awareness about the Roma and Egyptian identities (among others).</b></p> <p><b>246</b> schools have organized intercultural activities during 2017, against 146 schools reported for year 2016.</p>	<p>Total Budget planned (2017) EUR 26,201</p>					

	<p>2017 target for this indicator is 75 and the performance against target is <b>328 percent</b>. There is a considerable growth of the number of schools comparing with the baseline data reported as follows:</p> <p>Baseline: In 2013, were organized 602 intercultural activities by 96 schools with the participation of over 4,800 students. In addition, during years 2011-2013, 11 REDs and 7 Eos, in cooperation with civil society, organized 60 summer camps with 722 Roma and Egyptian children out of total of 2,677 children.</p> <p><i>Year 2015 Baseline: 75 schools</i> <i>Year 2016 achieved : 146 schools</i> <i>Year 2017 achieved: 246 schools</i> <i>(Additional explanation related to this measure is provided at the attached end-note document).</i></p>	Total Budget spent (2017)  EUR 26,201
M 2.6	<p><b>Preventing and dealing with segregated schools.</b></p> <p>"0" schools are reported from Ministry of Education and Sports as segregated schools during 2017. This is a success, and this is due to the inclusion policies followed by the Ministry of Education and Sports for both communities Roma and Egyptian. In addition to that, zero segregated classes were reported also for year 2017.</p> <p>The MoES and the Commissioner for Protection against Discrimination are the responsible reporting Institutions.</p> <p><i>(Additional explanation related to this measure is provided at the attached end-note document).</i></p>	Total Budget planned (2017)  35,000 EUR Total Budget spent (2017)  EUR 35,000
<b>Objective 3 To strengthen the cooperation of school with social services, in order to address the cases of Roma and Egyptian children with socio-economic problems.</b>		
Total budget	EUR 224,163	
Indicator	100% of Roma and Egyptian community girls and boys with socio-economic problems will be supported by the social services due to the coordination with community education institutions, by the end of 2020.	
Baseline (2015)	Roma Total	Roma female
	2,500	
Milestone (2017)	[please insert planned milestone for this goal for 2016] 20%	
Budget planned (2017)	EUR 53,916	
Budget spent (2017)	EUR 33,916	
Achievement (2017)	Roma male	Roma female
	3,796	3,068
Measures under objective 3 implemented in 2017		
M3.1	Identifying and enrolling all the Roma and Egyptian girls and boys of mandatory school age into school, through	Budget Total planned

	multisectoral working groups at the local level (including schools, health care, police, social administrators).		(2017)
	<p>Local government units and school directorates are the responsible implementing institutions. These institutions reported that multisectoral working groups at the local level, established since previous year, continued to meet regularly during year 2017. The working groups are composed by the representatives of different fields including schools, health care, police, and social administrators.</p> <p>5,534 is the number of Roma and Egyptian boys and girls enrolled into primary school during year 2017. The total number shows a higher number of male 2,944 individuals, and female 2,590 individuals;2,284 were Roma and 3,250 were Egyptians. It is evident a higher participation of Roma from urban areas 3,970 and 1,564 were from rural ones.</p> <p>There is a decrease with 5% of the number (5810) reported last year. The reason is that there was no contingent of the children of both communities who should have been enrolled in primary education.</p> <p><i>Year 2016 Baseline - achieved : 5,810 Roma and Egyptian</i> <i>Year 2017 achieved: 5,534 Roma and Egyptian</i></p>		No cost
			Total Budget spent (2017)
			No cost
	Roma	Romani Woman	Overall population
	5,534	2,590	
M3.2	<p>Creating a database of children of pre-school and compulsory school age (including Roma and Egyptians), in cooperation with the Ministry of Interior, Ministry of Health, Ministry of Social Welfare and Youth, civil society and other stakeholders.</p> <p>Note: Inter ministerial Memorandum of Understanding was signed by the Ministry of Education and Sports, Ministry of Interior, Ministry of Social Welfare and Youth and the Ministry of Health regarding the establishment of the system since year 2016. During 2017 there is no progress toward creating the above mentioned database.</p> <p><i>Year 2015 Baseline: 0</i> <i>Year 2016 achieved : 0</i> <i>Year 2017 achieved: 0</i></p>		Total Budget planned (2017)
			EUR 20,000
			Total Budget spent (2017)
			EUR 0
M 3.3	<p>Following up with every school to identify Roma and Egyptian girls and boys who are absent from the pre-school and compulsory education system to ensure their enrolment.</p> <p>114 Roma and Egyptian girls and boys, who did not attend the pre-school and compulsory education systems were identified during year 2017. Due to the intense work performed by the Regional Education Departments, during</p>		Total Budget planned (2017)
			No cost
			Total Budget spent (2017)
			No cost

	<p>year 2017, there is an increase of the number of Roma and Egyptian children identified as missing in compulsory and pre-school education. 44% more Roma and Egyptian children were identified in 2017 compared to 2016.</p> <p>Data indicates that 44 were females and 70 were male, whereas the number of Roma were 56 and Egyptians 58. More participants were from the rural areas. MoES and local government units are the responsible implementing institutions.</p> <p><i>Baseline - Year 2016 achieved : 79 Roma and Egyptian Year 2017 achieved: 114 Roma and Egyptian</i></p> <p><i>(Additional explanation related to this measure is provided at the attached end-note document).</i></p>							
	<table><tr><td>Roma Male</td><td>Romani Woman</td><td>Overall population</td></tr><tr><td>114</td><td>44</td><td></td></tr></table>	Roma Male	Romani Woman	Overall population	114	44		
Roma Male	Romani Woman	Overall population						
114	44							
M3.4	<p><b>Organizing periodical meetings with Roma and Egyptian parents in their settlements for issues related to the importance of compulsory education.</b></p> <p>During year 2017, it was noticed a strong commitment of local government units to work with Roma community members to include them in the education system as well as to raise awareness among parents in this process. In Roma settlements, municipalities and different NGOs were in contact with Roma parents having full access to the staff of psychologists, social workers or teaching assistants. Parents of Roma children participated in regular parent and school board meetings as well as in awareness-raising campaigns and activities.</p> <p>Therefore <b>2,555 door-to-door visits</b> were performed by the psychologists, social workers or teaching assistants to Roma and Egyptians households.</p> <p><b>491</b> Roma and Egyptian parents participated in awareness raising campaigns on enrolment in compulsory education. There is a decrease in the number reported on 2017 compared to 560 reported in 2016. A small number of parents , children of whom began compulsory education, were identified during this year. This is also related to the explanations given in M3.1</p> <p>Data shows that 434 were female and 57 were male, 229 were Roma and 262 were Egyptians, 402 were from urban areas and 89 were from rural ones.</p> <p>MoES and local governance units are responsible implementing institutions for this measure.</p> <p><i>Year 2016 Baseline achieved : 560 Roma and Egyptian Year 2017 achieved: 491 Roma and Egyptian</i></p> <p><i>(Additional explanation related to this measure is provided at the attached end-</i></p>	<table><tr><td>Total Budget planned (2017) EUR 33,916</td></tr><tr><td>Total Budget spent (2017) EUR 33,916</td></tr></table>	Total Budget planned (2017) EUR 33,916	Total Budget spent (2017) EUR 33,916				
Total Budget planned (2017) EUR 33,916								
Total Budget spent (2017) EUR 33,916								

	note document).		
	Roma	Romani women	Overall population
	491	434	
M 3.5	Referring families of children who drop out or are at risk for abandoning compulsory education to social protection services and other sources of support.		Total Budget planned (2017)
	<p>145 families were referred to social protection services or other sources of support for children that drop out of school during year 2017. Increased intensity of field visits during year 2017 by local government units as well as by regional education directorates resulted in more families referring to social protection services or other sources of support for children that drop out of school. Data indicates that 118 families were Roma and 27 families were Egyptians. Although there is an increase in the families referred in the last two years, this number is far from the target for 2017 which is 500. The 2017 performance against target is 29 percent.</p> <p>MoES and local government units are the responsible implementing institutions.</p> <p><i>Year 2015 Baseline: 500 families</i>  <i>Year 2016 achieved : 15 families</i>  <i>Year 2017 achieved: 145 families</i>  <i>(Additional explanation related to this measure is provided at the attached end-note document).</i></p>		No cost
			Total Budget spent (2017)
			No cost
	Roma	Romani women	Overall population
	725		
<b>Objective 4: To value and promote the recognition of the Roma and Egyptian identities as an integral part of Albanian cultural heritage.</b>			
Total budget	EUR 73,965		
Indicator	Roma and Egyptian identity is recognized by the entire Albanian population by the end of 2020.		
Baseline (2015)	Roma Male	Roma female	Overall population
Milestone (2017)			
Budget planned (2017)	EUR 10,616		
Budget spent (2017)	EUR 10,245		
Achievement (2017)	Roma male	Roma female	Overall population
Measures under objective 4 implemented in 2017			
M4.1	Organizing cultural and artistic activities inspired by Roma and Egyptian identities and folklore and activities that promote intercultural cooperation.		Total Budget planned (2017)

	<p>The Ministry of Culture and the National Centre of Folklore Activities are the responsible implementing institutions which reported as follow:</p> <p>5 cultural activities related to the Roma and Egyptian identities and folklore were organized and/or completely funded by Ministry of Culture during year 2017. The 2017 target for this indicator was 6 activities and the performance against target is 67% percent.</p> <p><i>Year 2016 Baseline: 2 cultural activities</i>  <i>Year 2016 achieved : 6 cultural activities</i>  <i>Year 2017 achieved: 4 cultural activities</i></p> <p><i>(Additional explanation related to this measure is provided at the attached end-note document).</i></p>	<p>EUR 6,336</p> <p>Total Budget spent (2017)</p> <p>EUR 9,336</p>
M4.2	<p><b>Translating and publishing Roma literature in Albanian language and vice versa.</b></p> <p>Nothing new reported for year 2017 for this measure. The Ministry of Culture and the National Centre of Folklore Activities are the responsible implementing institutions</p>	<p>Total Budget planned (2017)</p> <p>EUR 546</p> <p>Total Budget spent (2017)</p> <p>EUR 0</p>
M4.3	<p><b>Inventory and digital registration of the spiritual heritage of the Roma and Egyptian communities in order to preserve and transmit the features of their identity to the future generations.</b></p> <p>The Inventory and digital registration of the spiritual heritage of the Roma and Egyptian communities is a responsibility of Ministry of Culture. Nothing new is reported for year 2017. The Ministry of Culture is the responsible implementing institution.</p>	<p>Total Budget planned (2017)</p> <p>No cost</p> <p>Total Budget spent (2017)</p> <p>No cost</p>
M4.4	<p><b>Including Roma and Egyptian history, handicrafts and identity in tourism guides and producing brochures about both of these communities in Albania.</b></p> <p>Nothing new is report for year 2017 for this measure. The Ministry of Culture is the responsible implementing institution.</p>	<p>Total Budget planned (2017)</p> <p>EUR 95</p> <p>Total Budget spent (2017)</p> <p>EUR 0</p>
M4.5	<p><b>Disseminating the call for proposals of the Ministry of Culture and other related sources of funding to Roma and Egyptian organizations (i.e. sharing the link via email) and ensuring that the selected projects include those implemented by Roma and Egyptian organizations.</b></p> <p>No call for proposals was released for funding Roma and Egyptian organizations during year 2017. Therefore, zero projects of Roma and Egyptian organizations were</p>	<p>Total Budget planned (2017)</p> <p>No cost</p> <p>Total Budget spent (2017)</p> <p>No cost</p>

	<p>successfully funded by the MoC.</p> <p>The Ministry of Culture is the responsible implementing institution.</p> <p><i>Baseline - Year 2016 achieved : 6 projects</i>  <i>Year 2017 achieved: 0 projects</i></p>	
M4.6	<p><b>Providing premises for holding activities organized by Roma and Egyptian organizations.</b></p> <p>One Roma cultural activity was held in the premises provided by the MoC and its subordinate institutions. The festival of the Egyptian group took place near the Mosque of Muradies in Vlora. The 2017 target for this indicator was 4 activities and the performance against target is 25 percent. The Ministry of Culture is the responsible implementing institution.</p> <p><i>Year 2015 Baseline: 2 Roma cultural activities</i>  <i>Year 2016 achieved : 1 Roma cultural activity</i>  <i>Year 2017 achieved: 1 Egyptian cultural activity</i></p>	<p>Total Budget planned (2017)</p> <p>EUR 3,639</p> <p>Total Budget spent (2017)</p> <p>EUR 909</p>
M4.7	<p><b>Recruiting Roma/Egyptian experts in the central/regional institutions of the Ministry of Culture.</b></p> <p>None of institutions of the MoC has employed Roma/Egyptian experts during year 2017. The Ministry of Culture is the responsible implementing institution.</p> <p><i>Year 2015 Baseline: 1 institution</i>  <i>Year 2016 achieved : 0 institution</i>  <i>Year 2017 achieved: 0 institution</i></p>	<p>Total Budget planned (2017)</p> <p>No cost</p> <p>Total Budget spent (2017)</p> <p>No cost</p>

Reporting person	
Name SURNAME	Besnik RAMA
Position	Roma Focal Point
Institution	Ministry of Education and Sports
Email	<a href="mailto:Besnik.Rama@arsimi.gov.al">Besnik.Rama@arsimi.gov.al</a>

Reporting person	
Name SURNAME	Bendis PUSTINA
Position	Roma Focal Point
Institution	Ministry of Culture
Email	<a href="mailto:Bendis.pustina@kultura.gov.al">Bendis.pustina@kultura.gov.al</a>

<b>EMPLOYMENT AND VOCATIONAL EDUCATION AND TRAINING (VET)</b>
<b>Goal: To provide equal opportunities for formal employment for Roma and Egyptians.</b>
To provide equal opportunities for formal employment for Roma and Egyptians.



Total budget	EUR, 7,741,255		
Indicator			
Baseline (2015)	Roma	Roma female	Overall population
	1,547		
Milestone (2017)			
Budget planned (2017)	EUR 770,224		
Budget spent (2017)	EUR 926,097		
Achievement (2017)	Roma male	Roma female	Overall population
	2,007	1,732	225,181
<b>Objective 1 To integrate Roma and Egyptians in the labour market</b>			
To integrate Roma and Egyptians in the labour market through VET and active employment programs.			
Total budget	EUR 2,162,043		
Indicator	80% more Roma and Egyptian men and women participating in VET and active employment programs will be integrated in the labour market by the end of 2020.		
Baseline (2015)	Roma Total	Roma female	Overall population
	891		
Milestone (2017)			
Budget planned (2017)	EUR 527,446		
Budget spent (2017)	EUR 808,253		
Achievement (2017)	Roma male	Roma female	Overall population
	1,982	1,723	204,039
<b>Measures under objective 1 implemented in 2017</b>			
M1.1	<b>Supporting the participation of Roma and Egyptians in employment promotion programs (EPP), by establishing Quotas.</b>  There are 4 indicators for this measure. The MoHSP and NES are the responsible implementing institutions.  First indicator: 338 Roma and Egyptians participated in the employment promotion programs during year 2017. This total number is 126% more than baseline (146). The figure reported in 2017 is also almost two times more than 184 Roma and Egyptians reported in 2016 who were involved in EPP (per programme and as a share of all participants). Data shows that during year 2017, 202 of beneficiaries were female and 136 were male; 143 were Roma and 195 were Egyptians; 287 were from urban areas and 51 from rural ones; 276 Roma and Egyptians had more than 18 years old.  2017 target for this indicator is 151 Roma and Egyptian and the performance against target is completed in the level of 223%.  For year 2017, Ministry of Finance and NES reported that a significant improvement in the employment situation for members of the Roma and Egyptian community is observed during 2017. Interventions supported Roma and Egyptians' inclusion in active employment programs, education and vocational training opportunities and in governmental institutions, intending to activate communities' productive potential and to support		Total Budget planned (2017)  EUR 282,394  Total Budget spent (2017)  EUR 557,440



	<p>integration in the labor market.</p> <p><i>Year 2015 Baseline: 146 Roma and Egyptian</i>  <i>Year 2016 achieved : 184 Roma and Egyptian</i>  <i>Year 2017 achieved: 338 Roma and Egyptian</i></p> <p><i>(Additional explanation related to this measure is provided at the attached end-note document)</i></p>		
	Roma	Romani Woman	Overall population
	338	202	5,264
	<p>Second indicator: During 2017, 174 Roma and Egyptians were employed after the termination of the EPP programme. Data shows that 119 were female and 55 male; 92 Roma and 82 Egyptians; 174 were from urban areas and all reported are older than 18 years.</p>		
	Roma	Romani Women	Overall population
	174	119	3,645
	<p>In addition to that, based on the figures reported by Employment sector at the Ministry of Finance, 854 Roma (Roma and Egyptians) were employed by Regional Employment offices including the individuals who participated in EPP and those who are employed through mediation of the REDs.</p> <p><i>Year 2015 Baseline: 5 employed by RED</i>  <i>Year 2016 achieved : 318 employed by RED</i>  <i>Year 2017 achieved: 854 employed by RED</i></p>		
	Roma	Romani Women	Overall population
	854	400	23,136
	<p>Third indicator : There is no data about the number of Roma and Egyptian youth employed through employment offices during 2017.</p> <p>Fourth indicator : 400 Roma and Egyptian women were employed through employment offices during 2017.</p>		
	Roma	Romani Women	Overall population
	400	256	
M1.2	<p><b>Doing community work (Employment promotion program).</b></p> <p>268 Roma and Egyptian were involved in community work during year 2017 compared to 14 reported during year 2016. The inclusive policies that are being pursued by local government units based on the National Action Plan have also had a very significant impact on the involvement of community members in community work. Local Government Units are the responsible implementing institutions.</p> <p><i>Year 2015 Baseline: 15 Roma and Egyptian</i>  <i>Year 2016 achieved : 14 Roma and Egyptian</i>  <i>Year 2017 achieved: 268 Roma and Egyptian</i></p>		<p>Total Budget planned (2017)</p> <p>No cost</p> <p>Total Budget spent (2017)</p> <p>No cost</p>

	(Additional explanation related to this measure is provided at the attached end-note document)		
	Roma	Romani Woman	Overall population
	268	133	
M1.3	<p><b>Free of charge participation of Roma and Egyptians in the public vocational trainings for professions highly in demand in the labour market.</b></p> <p>67 Roma and Egyptians completed vocational training courses and subsequently found employment or were self-employed during year 2017. MoHSP and NES are the responsible implementing institutions.</p> <p><i>Year 2015 Baseline: 250 trained Roma and Egyptians</i>  <i>Year 2016 achieved : 90 trained Roma and Egyptians</i>  <i>Year 2017 achieved: 67 trained Roma and Egyptians</i></p> <p>(Additional explanation related to this measure is provided at the attached end-note document)</p>		<p>Total Budget planned (2017)</p> <p>EUR 29,725</p> <p>Total Budget spent (2017)</p> <p>EUR 27,021</p>
	Roma	Romani Women	Overall population
	67	39	861
M1.4	<p><b>Granting full scholarships for Roma and Egyptian VET students, at a level which covers the costs of living, tuition fees and textbooks.</b></p> <p>There are 2 indicators for this measure. The MoHSP is the responsible implementing institution.</p> <p>First indicator: During 2016, a Decision of Council of Ministers (DCM) was adapted, that defines the level and benefiting scholarships modalities for Roma and Egyptian VET students. This decision was approved with DCM nr.873 date 14.12.2016. Nothing new to report for year 2017.</p> <p>Second indicator: Based on this DCM, 333 students who attended the Vocational Education Programs received scholarships, free textbooks including as well a clothing fee in the amount of EUR 50 per each student during year 2017. No gender disaggregation was provided.</p>		<p>Total Budget planned (2017)</p> <p>EUR 8,205</p> <p>Total budgeted spent (2017)</p> <p>EUR 16,650</p>
	Roma	Romani Women	Overall population
	333		
M1.5	<p><b>Developing and piloting a standard career counselling program in four pilot areas, in order to equip Roma and Egyptians with necessary skills and ultimately facilitate their labour market integration through employment promotion programs, VET and extended exposure to the workplace through a combination of</b></p>		<p>Total Budget planned (2017)</p> <p>EUR 207,142</p>

	<p>these programs.</p> <p>There are 4 indicators for this measure. The MoHSP is the responsible implementing institution.</p> <p>First indicator : During 2017, <b>944</b> Roma and Egyptians job seekers were involved in the career counselling programs in order to equip them with necessary skills and ultimately facilitate their labour market integration through employment promotion programs.</p> <p>During year 2017 MoHSP, with donors support, has piloted a standard career counselling program in four pilot areas - Durres, Tirane, Berat and Shkoder, in order to equip Roma and Egyptians with necessary skills and ultimately facilitate their labour market integration through employment promotion programs, VET and extended exposure to the workplace through a combination of these programs.</p> <p><i>Year 2015 Baseline: 200 Roma and Egyptians</i>  <i>Year 2016 achieved : 456 Roma and Egyptians</i>  <i>Year 2017 achieved: 944 Roma and Egyptians</i></p>		<p>Total budget spent (2017)</p> <p>EUR 207,142</p>
	Roma	Romani Women	Overall population
	944	439	90,000
	<p>Second indicator: During 2017, 842 Roma and Egyptians were enrolled in a VET or employment promotion program (per program and as a share of all participants) against 69 Roma and Egyptians reported during year 2016.</p> <p><i>Year 2015 Baseline: 175 Roma and Egyptians</i>  <i>Year 2016 achieved : 69 Roma and Egyptians</i>  <i>Year 2017 achieved: 842 Roma and Egyptians</i>  <i>(Additional explanation related to this measure is provided at the attached end-note document)</i></p>		
	Roma	Romani Women	Overall population
	842	308	59,297
	<p>Third indicator: <b>193</b> Roma and Egyptians have successfully completed a VET program on employment promotion during year 2017 against 22 reported for year 2016. During 2016 there was a high rate of abandonment of vocational courses although there were a considerable number of members of both communities who started professional courses.</p> <p><i>Year 2015 Baseline: 100 Roma and Egyptians</i>  <i>Year 2016 achieved : 100 Roma and Egyptians</i>  <i>Year 2017 achieved: 193 Roma and Egyptians</i>  <i>(Additional explanation related to this measure is provided at the attached end-note document)</i></p>		

	Roma	Romani Women	Overall
--	------	--------------	---------

			population
	193	69	20,975
	Fourth indicator: During year 2017, 25 Roma and Egyptians have managed to find a job on termination of a VET program or employment promotion program. NES worked hard with tracing system in order to identify such data.  <i>Year 2015 Baseline: 0 Roma and Egyptians</i> <i>Year 2016 achieved : 0 Roma and Egyptians</i> <i>Year 2017 achieved: 25 Roma and Egyptians</i>		
	Roma	Romani women	Overall population
	25	14	861
M1.6	Approving the decision to postpone the deadline for receiving the benefits accompanying the economic aid (not the allowance) for Roma and Egyptian beneficiaries registered under employment promotion programs until they find a permanent job following the termination of the employment promotion program.  No decision approved during year 2017. The MoHSP is the responsible implementing institution.		Total Budget planned (2017).
			No cost
			Total Budget spent (2017)
			No cost
Objective 2: To promote (social) entrepreneurship and self-employment of Roma and Egyptians			
To promote (social) entrepreneurship and self-employment of Roma and Egyptians			
Total budget		EUR 5,130,878	
Indicator		300 representatives of Roma and Egyptian communities will be self-employed or carry out (social) entrepreneurship by the end of 2020.	
Baseline (2015)	Roma Total	Roma female	Overall population
	200		
Milestone (2017)			
Budget planned (2017)		EUR 163,428	
Budget spent (2017)		EUR 100,000	
Achievement (2017)	Roma male	Roma female	Overall population
	25	9	21,142
Measures under objective 2 implemented in 2017			
M2.1	Drafting and approving the law allowing the government to provide support through grants for social enterprise, which would promote employment of Roma and Egyptians among others.  On 9.06.2016 the Law No. 65/2016 "On Social Enterprises in the Republic of Albania." was adopted. There is no yet approved DCM for "Establishing the concrete Category for disadvantaged groups", which also included national minorities during year 2017. The MoHSP is the responsible implementing institution.		Total Budget planned (2017)
			No cost
			Total Budget spent (2017)
			No cost

M2.2	<p>Evaluating potential impact of tax exemption for Roma and Egyptian entrepreneurs/ self- employed who are transitioning into the labour market from long-term unemployment, social welfare, begging and informal work, as well as those living in inadequate conditions (i.e. in informal settlements, in social housing but risking eviction due to inability to pay rent).</p> <p>There is no tax exemption evaluation report developed , presented and publically discussed during year 2017. Ministry of Finance is the responsible implementing institution.</p>	Total Budget planned (2017)
		Not available
		Total Budget spent (2017) Not available
M2.3	<p>Designating and equipping outdoor market spaces that could be used for sale of goods and handicraft products, where Roma and Egyptians have access.</p> <p>180 designated market place were used by Roma and Egyptians for sale of goods and handicraft products during year 2017 against 166 reported during 2016. The LGUs are the responsible implementing institutions.</p> <p><i>Baseline -Year 2016 achieved : 166 designated market place</i> <i>Year 2017 achieved: 180 designated market place</i></p>	Total Budget planned (2017)
		No cost
		Total Budget spent (2017) No cost
M2.4	<p>Conducting a study on the position of Roma and Egyptian individual collectors of recyclable waste in the context of granting in concession of dump areas.</p> <p>There is no data reported for this indicator for year 2017. The Ministry of Environment is the responsible implementing institution.</p>	Total Budget planned (2017)
		EUR 0
		Total Budget spent (2017) EUR 0
M2.5	<p>Inspecting the implementation and reviewing of the existing regulations on waste treatment to ensure that all municipal waste treatment plants are fenced off, so as to prevent hazardous waste collection from such plants, in particular by children.</p> <p>There is no data reported for this indicator for year 2017. The Ministry of Environment is the responsible implementing institution.</p>	Total Budget planned (2017)
		Not available
		Total Budget spent (2017) Not available
M2.7	<p>Advocacy activities with local government representatives to reduce local taxes and fees by 30 percent for businesses established by Roma and Egyptians.</p> <p>There are 2 indicators for this measure. The LGUs are the responsible implementing institutions.</p> <p>First indicator: Two local government units, Durrresi and Mirdita Municipalities, reported that have reduced fees and taxes for businesses established by Roma and Egyptians.</p>	Total Budget planned (2017)
		No cost
		Total Budget spent (2017) No cost

	<p>Second indicator: 20 businesses run by Roma and Egyptians have profited from the decrease in local taxation during year 2017. Data shows that 4 businesses were from Roma and 16 from Egyptian. The 2017 target was 3 businesses and the performance against target is 33 %.</p> <p>382 Roma and Egyptians have been employed in these businesses as a result of advantageous fiscal policies pursued by these municipalities for both communities.  <i>Year 2015 Baseline: 5 businesses</i>  <i>Year 2016 achieved : 166 businesses</i>  <i>Year 2017 achieved: 20 businesses</i></p>		
	Roma	Romani women	Overall population
	382	155	
M2.8	<p>Informing Roma and Egyptian farmers regarding grants and providing technical assistance for business plan development in accordance with the Call for Proposals issued by the Agricultural and Rural Development Agency.</p> <p>There is no data reported for this indicator for year 2017. The Agricultural and Rural Development Agency is the responsible implementing institution.</p> <p><i>Baseline - Year 2016 achieved : No data available</i>  <i>Year 2017 achieved: No data available</i></p>		<p>Total Budget planned (2017)</p> <p>EUR 2,857</p>
			<p>Total Budget spent (2017)</p> <p>EUR 0</p>
	Roma	Romani women	Overall population
M2.9	<p>Awarding grants for Roma and Egyptian applicants (farmers) among others, for development of agriculture or rural development projects.</p> <p>Zero applicants (farmers) from Roma and Egyptian communities have benefited grants during 2017. The Agricultural and Rural Development Agency is the responsible implementing institution.</p> <p><i>Baseline - Year 2016 achieved : No data available</i>  <i>Year 2017 achieved: 0 applicants Roma and Egyptians</i></p>		<p>Total Budget planned (2017)</p> <p>EUR 32,000</p>
			<p>Total Budget spent (2017)</p> <p>EUR 0</p>
	Roma	Romani women	Overall population
	0	0	21,142
M2.10	<p>Providing grants and support services (start-up, preparation of individual investment plans, soft-loans, accounting, etc.) for low skilled potential Roma and Egyptian entrepreneurs and self-employed and facilitate their transition into the formal economy.</p> <p>During year 2017, the UNDP/ESERE Project has worked to realise</p>		<p>Total Budget planned (2017)</p> <p>EUR 128,571</p>

	<p>this measure. A significant support for this measure was provided with regards to the income generation programme. A grant was planned to be allocated to each successful business plan of a start-up or existing business run by Roma and Egyptians. More than 100 applicants have been identified but only 72 of them were found plausible from all four regions (Berat, Tirana, Shkoder and Durres) and were subsequently trained during April-September 2017.</p> <p>In this regard, by the end of 2017 there are 34 Roma and Egyptian beneficiaries selected to receive grant in the total amount of EUR 100,000 .</p> <p><i>Year 2015 Baseline: 200 Roma and Egyptians</i>  <i>Year 2016 achieved : No data available</i>  <i>Year 2017 achieved: 34 Roma and Egyptians</i></p> <p><i>(Additional explanation related to this measure is provided at the attached end-note document)</i></p>	<p>Total Budget spent (2017)</p> <p>EUR 100,000</p>	
	Roma	Romani women	Overall population
	34	9	

Objective 3: To build capacities and improve the performance of the NES and VET system staff for the integration of Roma and Egyptians in the labour market.			
To build capacities and improve the performance of the NES and VET system staff for the integration of Roma and Egyptians in the labour market.			
Total budget	EUR 448,334		
Indicator	The work performance of NES staff and VET system for the integration of Roma and Egyptian in the labour market will be improved more than 80% by the end of 2020.		
Baseline (2015)	Roma Total	Roma female	Overall population
	456	NA	
Milestone (2017)			
Budget planned (2017)	EUR 79,330		
Budget spent (2017)	EUR 17,844		
Achievement (2017)	Roma male	Roma female	Overall population
	28		
Measures under objective 3 implemented in 2017			
M3.1	Training NES and VET system staff on the challenges and good practices for the integration of Roma and Egyptian jobseekers/entrepreneurs in the labour market.		Total Budget planned (2017) EUR 13,928
	Data from NES shows that 20 employees were trained regarding employment services with support of Swisscontact. In addition, UNDP/ESERE project has conducted a needs assessment on the skills and capacities and needs for training and coaching of NES staff. Based on the needs assessment finding, five training modules were developed covering the following topics: <ul style="list-style-type: none"><li>• Communication and negotiation skills.</li><li>• Upgrading skills to support the employment of individuals</li></ul>		Total Budget spent (2017) EUR 696



	<p>from specific groups combined with community employment services.</p> <ul style="list-style-type: none"><li>• Counselling cycle elements.</li><li>• Knowledge about career planning and development.</li><li>• Knowledge on problem solving and conflict management.</li></ul> <p>The training programs will be delivered by year 2018.</p> <p><i>Year 2015 Baseline: 450 employees trained</i> <i>Year 2016 achieved : 323 employees trained</i> <i>Year 2017 achieved: 20 employees trained</i></p>		
M3.2	<p><b>Preparing information materials on protection from ethnic discrimination at the workplace, promoting the successful examples of cultural diversity and inclusiveness.</b></p> <p>There is no data for this indicator. The 2017 target is 3,500 information materials generated and distributed. The MoHSP is the responsible implementing institution.</p> <p><i>Year 2015 Baseline: 3500 information materials</i> <i>Year 2016 achieved : No available data</i> <i>Year 2017 achieved: No available data</i></p>	Total Budget planned (2017) EUR 1,035	
		Total Budget spent (2017) EUR 0	
M3.3	<p><b>Employing qualified Roma and Egyptians as career counsellors, specialists and instructors at the NES and VET centres.</b></p> <p>4 Roma were employed as specialist and career advisors in Employment Offices within the framework of the ESERE Project supported by UNDP. The 2017 target was 4 Roma and Egyptian instructors employed/embedded by NES and VET centres. NES and VET centers are the responsible implementing institutions.</p> <p><i>Year 2015 Baseline: 2 Roma and Egyptians</i> <i>Year 2016 achieved : 5 Roma and Egyptians</i> <i>Year 2017 achieved: 4 Roma and Egyptians</i></p>	Total Budget planned (2017)  No cost	
		Total Budget spent (2017) EUR 8,574	
	Roma	Romani women	Overall population
	4	2	
M3.4	<p><b>Revising the existing Code of Ethics on Public Employment, for VET centres and NES, including elements of compliance with the principle of diversity (cultural, gender, etc.) and non-discrimination due to ethnic belonging.</b></p> <p>There is no data for this indicator. The 2017 target was 1 Code of Ethics approved. NES is the responsible implementing institution.</p>	Total Budget planned (2017) EUR 4,367	
		Total Budget spent (2017) EUR 0	
M3.5	<p><b>Introducing annual targets for employment of Roma and Egyptians in the public service and a Young Professionals Programme for Roma and Egyptians interested in this career path.</b></p> <p>There are 3 indicators for this measure. The MoHSP and the Ministry of Innovation and Public Administration are the responsible implementing institutions.</p> <p>First indicator: During 2017, 4 Roma mediators were</p>	Total budget planned (2017) EUR 60,000	
		Total budget spent (2017) EUR 8,574	



	<p>embedded/employed in the public service (NES). The 2017 target was 4 new Roma and Egyptian public servants every year.</p> <p>Second indicator: During 2017, there is no data available about the number of Roma (under the age of 35) who have completed the Young Professionals Programme.</p> <p>Third indicator: There is no data reported about the number of Roma included in the National Internships Program in the Public Administration Institutions.</p> <p><i>Year 2015 Baseline: 4 Roma and Egyptians employed</i>  <i>Year 2016 achieved : No data available</i>  <i>Year 2017 achieved: 4 Roma and Egyptians employed</i></p>	
--	---	--

Reporting person	
Name SURNAME	Mimoza HASANI
Position	Roma Focal Point
Institution	Ministry of Finance
Email	Mimosa.hasani@financa.gov.al

HEALTH			
<b>Goal: To ensure accessible, affordable and equitable healthcare to Roma and Egyptians.</b>			
To ensure accessible, affordable and equitable healthcare to Roma and Egyptians.			
Total budget	EUR 4,162,790		
Indicator			
Baseline (2015)	Roma Total	Roma female	Overall population
	5,668		
Milestone (2017)			
Budget planned (2016)	EUR 757,321		
Budget spent (2017)	EUR 3,628,811		
Achievement (2017)	Roma male	Roma female	Overall population
	20,220	22,453	1,352,500
<b>Objective 1: To increase the number of Roma and Egyptians using the mainstream healthcare services.</b>			
To increase the number of Roma and Egyptians using the mainstream healthcare			

services.			
Total budget	EUR 3,562,045		
Indicator	100% of Roma and Egyptian community members will be able to use the mainstream healthcare services by the end of 2020.		
Baseline (2015)	Roma Total	Roma female	Overall population
	3,668		
Milestone (2017)			
Budget planned (2017)	EUR 659,427		
Budget spent (2017)	EUR 3,591,256		
Achievement (2017)	Roma male	Roma female	Overall population
	15,247	17,168	1,352,500
Measures under objective 1 implemented in 2017			
M1.1	<b>Ensuring regular staffing (doctors and nurses) and services at health clinics/centres, prioritizing those situated near Roma/Egyptian settlements.</b>		Total State Budget planned (2017)
	This measure has two indicators. The MoHSP is the responsible implementing institution.		EUR 489,428
	First indicator: During year 2017, MoHSP has issued a directive to Regional Health Directorates to ensure regular staffing and services in health clinics/centres. This directive includes also health clinics/centres near Roma/Egyptian settlements.  Second indicator: 375 health clinics/centers were situated near Roma/Egyptian settlements in the national level during year 2017 reported from MoHSP .  <i>Year 2015 Baseline: 60 clinics/centers</i> <i>Year 2016 achieved : No data available</i> <i>Year 2017 achieved: 375 clinics/centers</i>		Total State Budget spent (2017)  EUR 3,058,928
M1.2	<b>Constructing new health centres close to Roma and Egyptian settlements lacking access to health facilities, serving the entire population of the area, the Roma, Egyptians and non-Roma.</b>		Total budget planned
			EUR 25,714
	During year 2017, one new health center was constructed. The construction's project was funded by "Save the Children", which in close partnership with the MoHSP and the Municipality of Tirana, made operational the new health center which is located in one of the urban areas of Tirana, named Allias with a large number of Roma and Egyptian settlements. The year 2017 target for this indicator is one health center and the performance against target is 100 percent. MoHSP is the responsible implementing institution for this measure.  <i>Year 2015 Baseline: 0 clinics/centers</i> <i>Year 2016 achieved : 0 clinics/centers</i>		Total budget spent EURO 230,000

	<p><i>Year 2017 achieved: 1 clinic/center</i>  <i>(Additional explanation related to this measure is provided at the attached end-note document)</i></p>		
M1.3	<p><b>Employing qualified Roma and Egyptians as healthcare personnel, including doctors, nurses, social workers in healthcare and support staff.</b></p>		Total budget planned (2017)
	<p>During year 2017, as a result of the collaboration of MoHSP with donors, 2 interns have found a job in the public health care system upon completion of the internship program. The public health institutions employed them are Regional Hospital in Shkodra and Regional Hospital in Lushnja.</p>		No cost
	<p>The 2017 target for this indicator was 2 Roma and Egyptians and the performance against target is 100%.</p> <p>The MoHSP is the responsible implementing institution.</p> <p><i>Year 2015 Baseline: 0 Roma and Egyptians</i>  <i>Year 2016 achieved: No data available</i>  <i>Year 2017 achieved: 2 interns Roma and Egyptians</i></p>		Total spent (2017) spent EURO 5,000
	Roma	Romani women	Overall population
	2	2	25,000
M1.4	<p><b>Developing a standard training for healthcare workers on equitable service provision to people living on the street or in substandard housing, including Roma and Egyptians.</b></p>		Total budget planned (2017) EUR 42,857
	<p>No standard training for healthcare workers on equitable service provision to people living on the street or in substandard housing, including Roma and Egyptians were conducted during year 2017.</p>		Total budget spent (2017) EUR 0
	<p>The 2017 target for this indicator was 500 healthcare workers trained.</p> <p>The NCCE is the responsible implementing institution.</p>		
M1.5	<p><b>Providing free healthcare service, by means of the donors' fund for Roma and Egyptians who do not have health insurance, or are not registered as unemployed job seekers, by contracting private duly licensed clinics until the provision of public universal healthcare service.</b></p>		Total Budget planned (2017) EUR 71,428
	<p>30,354 Roma and Egyptians were equipped with free health cards during year 2017. Data shows that 15,107 of them were female and 15,247 male, 9,235 were Roma and 21,119 Egyptians; 3.8 percent of Roma and Egyptians were older than 18 years.</p>		Total Budget spent (2017) EUR 86,428
	<p>The 2017 target for this indicator was 4,075 and the</p>		

	<p>performance against target is 744 percent (higher than 2016 performance).</p> <p>The MoHSP is the responsible implementing institution.</p> <p>Note: This indicator includes all Roma and Egyptians that are equipped with free of charge health card (children, pregnant women, unemployed etc.) as well as the ones that received the health card through financial contribution for health insurance. There are no data available for the division urban/rural.</p> <p><i>Year 2015 Baseline: 3,368 Roma and Egyptians</i>  <i>Year 2016 achieved : 25,604 Roma and Egyptians</i>  <i>Year 2017 achieved: 30,354 Roma and Egyptians</i></p> <p><i>(Additional explanation related to this measure is provided at the attached end-note document).</i></p>													
	<table> <tr> <th>Roma</th><th>Romani Women</th><th>Overall population</th></tr> <tr> <td>30,354</td><td>15,107</td><td>1,300,000</td></tr> <tr> <th>Roma</th><th>Egyptians</th><td></td></tr> <tr> <td>9,235</td><td>21,119</td><td>1,300,000</td></tr> </table>	Roma	Romani Women	Overall population	30,354	15,107	1,300,000	Roma	Egyptians		9,235	21,119	1,300,000	
Roma	Romani Women	Overall population												
30,354	15,107	1,300,000												
Roma	Egyptians													
9,235	21,119	1,300,000												
M1.6	<p><b>Supporting Roma and Egyptian mothers with information and material packages for baby &amp; maternal care for the first three months of life, for those who deliver the baby at the hospital.</b></p> <p>2,059 Roma and Egyptian mothers have received the baby &amp; maternal care package during year 2017. There is an increase in the number of mothers compared to the year 2016 which is reported 1,961.</p> <p>Data shows that 1391 mothers were Roma and 668 were Egyptians. The 2017 target for this indicator was 315 mothers and the performance against target is 653 percent.</p> <p>The MoHSP is the responsible implementing institution.</p> <p><i>Year 2015 Baseline: 300 Roma and Egyptian mothers</i>  <i>Year 2016 achieved : 1,961 Roma and Egyptian mothers</i>  <i>Year 2017 achieved: 2,059 Roma and Egyptian mothers</i></p> <p><i>(Additional explanation related to this measure is provided at the attached end-note document).</i></p>	<p>Total Budget planned (2017)</p> <p>EUR 30,000</p>												
	<table> <tr> <th>Roma</th><th>Egyptian</th><th>Overall population</th></tr> <tr> <td>2,059</td><td>668</td><td>27,500</td></tr> </table>	Roma	Egyptian	Overall population	2,059	668	27,500	<p>Total Budget spent (2017)</p> <p>EUR 210,900</p>						
Roma	Egyptian	Overall population												
2,059	668	27,500												
<b>Objective 2: To improve healthcare information and promotion on the available healthcare services for Roma and Egyptians</b>														
To improve healthcare information and promotion on the available healthcare services for Roma and Egyptians														
Total budget	EUR 600,745													
Indicator	By the end of 2020, 100% of Roma and Egyptian community members will have complete information related to the issues													

	affecting their health and the available healthcare services.		
Baseline (2015)	Roma Total	Roma female	Overall population
	2,000		
Milestone (2017)			
Budget planned (2017)	EUR 97,894		
Budget spent (2017)	EUR 37,555		
Achievement (2017)	Roma male	Roma female	Overall population
	4,973	5,285	N/A
Measures under objective 2 implemented in 2017			
M2.1	<b>Providing information, basic diagnostics and first aid through Mobile Medical Teams to Roma and Egyptians in informal settlements, who are not covered by the mainstream system (i.e. lacking personal documents/residence certification or health insurance).</b>		Total budget planned (2017)
			EUR 32,247
	<p>There are two indicators for this activity. The MoHSP, Health Insurance Fund and Public Health Institute are the responsible implementing institutions.</p> <p>First indicator: 10,258 Roma and Egyptians have received information (including on physical, mental and reproductive health issues, STDs, child immunization 0-14, drug use, etc.) and services from the medical mobile teams during year 2017 against 4,605 reported for year 2016.</p> <p>Data shows that 5,285 were female and 4,973 were male; 5,779 were Roma and 4,479 Egyptian;</p> <p>With donor's support, 6 health outreach programmes were implemented on basic care and personal hygiene, TBC, breast cancer, family planning and children vaccination.</p> <p>The target for 2017 was 2,000 and the performance against target was 505 percent.</p> <p>Second indicator: 2004 visits are conducted by doctors to informal Roma settlements against 959 reported during year 2016. The target for 2017 was 200 and the performance against target was 1000 percent.</p> <p><i>Year 2105 Baseline: 2,000 Roma and Egyptians</i>  <i>Year 2016 achieved : 4,605 Roma and Egyptians</i>  <i>Year 2017 achieved: 10,258 Roma and Egyptians</i></p>		Total Budget spent (2017)
			EUR 37,247
	Roma	Romani women	Overall population
	10,258	5,285	

M2.2	Creating the position of health mediators, health educators and volunteers for institutions that provide public services (such as for example health services), with the aim of increasing equal access to such services for this category.		Total Budget planned (2017)
			No cost
	During 2017 the DCM for the position of health care mediators for the provision of public health services was not yet approved. The LGUs are the responsible implementing institutions.		Total Budget spent (2017)
			No cost
	Roma	Romani women	Overall population
M2.3	Recruiting and training Roma and Egyptians as health outreach mediators.		Total Budget planned (2017)
	As far as DCM is not yet approved , the number Roma and Egyptians trained as health outreach mediators is 0.		EUR 62,882
	The MoHSP is the responsible implementing institution.		Total State Budget spent (2017)
			EUR 0
	Roma	Romani women	Overall population
M2.4	Coordinating with the Ministry of Education and Sports to ensure that among university quota and scholarships Roma and Egyptian medical/ nursing students are prioritized.		Total Budget planned (2017)
			No cost
	There is no data reported for year 2017 related to the quotes and scholarships for students from both Roma and Egyptian communities who attend the studies at the faculty of medicine / nursing.		Budget spent (2017)
			No cost
M2.5	Preparing user-friendly information and promotional materials on health issues including in Romani language and with visuals.		Total Budget planned (2017)
			EUR 2,765
	2000 leaflets were developed during 2017 regarding the topics of personal hygiene in the Roma language. These health informative and promotional materials will be distributed during the year 2018 in the areas where the Roma population is concentrated the most. The target for 2017 was the preparation of 2,500 promotional materials in Romani language. Indicator's Performance against target is 80%.		Total Budget spent (2017)
	Public Health Institute is the responsible implementing institution.		EUR 308
	<i>Year 2015 Baseline: 0 promotional materials</i> <i>Year 2016 achieved : No available data</i> <i>Year 2017 achieved: 2,000 promotional materials</i>		

Reporting person	
Name SURNAME	Jonida Seferi
Position	Roma Focal Point
Institution	Ministry of Health and Social Protection
Email	Jonida.Seferi@shendetesia.gov.al

EQUAL ACCESS TO CIVIL REGISTRATION AND JUSTICE			
Goal: To facilitate opportunities for the equal use of civil registration services and justice for Roma and Egyptians.			
To facilitate opportunities for the equal use of civil registration services and justice for Roma and Egyptians.			
Total Budget	EUR 1,947,086		
Indicator			
Baseline (2015)	Roma Total	Roma female	Overall population
	6,552		
Milestone (2017)			
Budget planned (2017)	EUR 1,211,685		
Budget spent (2017)	EUR 1,113,545		

Achievement (2017)	Roma male	Roma female	Overall population
	639	495	2,789
<b>Objective 1:</b> To provide legal aid for the reflection of data in real time in the civil registrar of the Roma and Egyptian communities			
To provide legal aid for the reflection of data in real time in the civil registrar of the Roma and Egyptian communities in order to solve the problems that hinder their full access in the civil registry service.			
Total budget	EUR 1,668,632		
Indicator	By the end of 2020, 100% of the Roma and Egyptian community members will have full access in the civil registry service.		
Baseline (2015)	Roma Total	Roma female	Overall population
	6,427		
Milestone (2017)			
Budget planned (2017)	EUR 275,308		
Budget spent (2017)	EUR 174,546		
Achievement (2017)	Roma male	Roma female	Overall population
	614	415	2,684
Measures under objective 1 implemented in 2017			
M1.1	<b>Providing assistance for obtaining documents for children born abroad (in the right form and with the right content)..</b>  During year 2017, technical support was provided by civil society organizations to 235 children born abroad from Roma and Egyptian communities for obtaining documents (in the right form and with the right content).  There are approximately 150 Roma and Egyptian children born every year abroad who need to be supported with technical assistance for obtaining documents. This number is expected to be increased in the coming years for the reason that many emigrants including Roma and Egyptian community members, due to the global economic crises, are coming back into Albania.  The Child protection units and other public and non-public bodies that operate in the area of children's rights are the responsible implementing institutions.  <i>Year 2015 baseline: No data available</i> <i>Year 2016 achieved : No data available</i> <i>Year 2017 achieved: 235 Roma and Egyptians</i>		Total budget planned (2017)
			EUR 57,942
			Total Budget spent (2017)
			EUR 83,942
	Roma	Romani women	Overall population
	235		
M1.2	Reporting unregistered children, including those born inside and outside of health institutions, and inside and outside the		State Budget planned



	territory of the Republic of Albania to civil registry offices for follow up and registration.		(2017)
	427 Roma and Egyptians born children were identified as unregistered during year 2017. 70% of the cases were completed with civil registration and the rest are still ongoing.		Not available
	Ministry of Interior (Mol) is the responsible institution for this measure.		Budget spent (2017)
	<p>Year 2015 Baseline: 267 Roma and Egyptian children</p> <p>Year 2016 achieved : 463 Roma and Egyptian children</p> <p>Year 2017 achieved: 427 Roma and Egyptian children</p> <p>(Additional explanation related to this measure is provided at the attached end-note document).</p>		No cost
	Roma	Romani women	Overall population
	427	214	1,000
M1.3	<b>Recording and solving through the civil registry offices cases of unregistered individuals lacking necessary documentation.</b>		Total Budget planned (2017)
	Ministry of Interior (Mol) as the responsible institution for implementation of this measure.		EUR 50,217
	327 Roma and Egyptians were identified during year 2017 whose residence as per the civil registry did not match with the real one.		Total Budget spent (2017)
	<p>Out of 327 individuals in total, 187 were from Roma community and 140 from Egyptian community.</p> <p>As a follow-up actions of the identification of the above mentioned unregistered cases, some measures to transfer the residence of some of these individuals have been taken. As a result of the advocacy and tasks performed by the Multi-stakeholder Coordination Forum on civil registration established in Shkodra, for the very first time, 23 unregistered Roma families, approximately 153 individuals living in barracks in Tophane quartier in Shkodra for more than 15 years, have started to transfer the residence and being registered in Shkodra municipality, accessing in this way the denied public services. By the end of 2017, 6 Roma families transferred their residence.</p> <p>Mol is the responsible institution for this measure.</p> <p>Year 2015 Baseline: 130 Roma and Egyptians</p> <p>Year 2016 achieved : 463 Roma and Egyptians</p> <p>Year 2017 achieved: 327 Roma and Egyptians</p>		EUR 50,217
	Roma	Romani women	Overall population
	327	140	327
M1.4	<b>Reimbursing Roma and Egyptians community members for document legalization (certification) fees charged by</b>		Total Budget planned

	<b>Albanian consulates and necessary for civil registration.</b>		(2017)
	<p>235 Roma and Egyptian community members were supported with document legalization fees charged by Albanian Consulates and necessary for civil registration. Ministry of Ministry of Foreign Affairs (MoFA) is the responsible institution for this measure.</p> <p><i>Year 2105 Baseline: 130 Roma and Egyptians</i>  <i>Year 2016 achieved : No data available</i>  <i>Year 2017 achieved: 235 Roma and Egyptians</i></p> <p><i>(Additional explanation related to this measure is provided at the attached end-note document)</i></p>		EUR 7,030
			Total Budget spent (2017)
			EUR 11,750
	Roma	Romani Women	Overall population
	235	40	235
M1.6	<p><b>Establishing and making operational regional legal aid clinics to improve access to these services for Roma and Egyptians.</b></p> <p>During year 2017, 4 legal clinics were established and are operating in four regions of Albania with donor's support. MoJ is the responsible institutions for this measure.</p> <p><i>Year 2015 Baseline: 1 Legal Clinic</i>  <i>Year 2016 achieved : No new Legal Clinic</i>  <i>Year 2017 achieved: 4 Legal Clinics</i></p>		Total Budget planned (2017)
			EUR 20,714
			Total Budget spent (2017)
			EUR 60,000
M1.7	<p><b>Providing free legal aid for judicial proceedings regarding: a) children born outside of maternity hospitals and those with inaccurate information recorded in Albania or abroad; b) awarding of custody for subsequently registered children and in case of divorce; c) complicated cases of different types.</b></p> <p>No data is available for this measure for year 2017. MoJ is the responsible institution for this measure.</p> <p><i>Year 2015 Baseline: 150 Roma and Egyptians</i>  <i>Year 2016 achieved : No data available</i>  <i>Year 2017 achieved: No data available</i></p> <p><i>(Additional explanation related to this measure is provided at the attached end-note document).</i></p>		
M1.8	<p><b>Instructing and building the capacity of civil registrars on: Implementation of recommendations for civil registration including those affecting Roma and Egyptians; Resolving and following cases of civil registration and transfer of residence.</b></p> <p>321 civil registrars were trained and instructed during year 2017 about the implementation of civil registration recommendations. These are figures provided by Mol as responsible institution for this measure.</p> <p><i>Year 2015 Baseline: 525 civil registrars</i></p>		Total Budget planned (2017)
			EUR 12,130
			Total Budget spent (2017)
			EUR 7, 399

	<p><i>Year 2016 achieved : 120 civil registrars</i>  <i>Year 2017 achieved: 321 civil registrars</i></p> <p><i>(Additional explanation related to this measure is provided at the attached end-note document).</i></p>		
M1.9	<p><b>Providing free court-mandated psychologist services to Roma and Egyptians in need in judicial proceedings, such as divorce, child custody, restraining orders, parental responsibility, and children in conflict with the law.</b></p> <p>There is no 2017 data available for the number of Roma receiving free psychologist services in court-mandated cases. The 2017 target for this indicator was 450. The MoHSP is the responsible institution.</p> <p><i>Year 2015 Baseline: 450 Roma and Egyptians</i>  <i>Year 2016 achieved : 113</i>  <i>Year 2017 achieved: Not available</i></p>		Total Budget planned (2017) EUR 39,301
			Total Budget spent (2017) EUR 0
	Roma	Romani Women	Overall population
M1.10	<p><b>Reimbursing Roma and Egyptians for the payment of fee for DNA tests necessary for registration of birth and recognition/denial of maternity and paternity.</b></p> <p>40 Roma and Egyptians were reimbursed for the payment of fee for DNA tests in birth registration or determination of parental rights during year 2017, compare to 62 reported in 2016. All these cases were covered by Donors. 2017 target for this indicator was 300 and the performance against target is 13 percent.</p> <p>The Mol and MoHSP are the responsible institutions.</p> <p><i>Year 2015 Baseline: 300 Roma and Egyptians</i>  <i>Year 2016 achieved : 62 300 Roma and Egyptians</i>  <i>Year 2017 achieved: 40 Roma and Egyptians</i></p>		Total Budget planned (2017) EUR 87,714
			Total Budget spent (2017) EUR 11,400
	Roma	Romani Women	Overall population
	40	21	40
M1.11	<p><b>Preparing and disseminating information packages on criteria, necessary documentation and sources of support for Roma and Egyptians in relation to civil registration and transfer of residence.</b></p> <p>1,082 Roma and Egyptians were informed about procedures for civil registration and change of residence during year 2017 against 4,575 reported for year 2016. Data shows that 346 of these persons were Roma and 736 were Egyptians.</p> <p>The Mol is the responsible implementing institution for this measure.</p>		Total Budget planned (2017) EUR 250
			Total Budget spent (2017) EUR 55

Year 2015 Baseline: : 5,000 Roma and Egyptians Year 2016 achieved : 4,575 Roma and Egyptians Year 2017 achieved: 1,082 Roma and Egyptians			
	Roma	Romani Women	Overall population
	1,082		1,082
<b>Objective 2: To strengthen the capacities for identification of Roma and Egyptians at risk of trafficking and refer, protect and re-integrate the trafficked cases.</b>			
To strengthen the capacities for identification of Roma and Egyptians at risk of trafficking and refer, protect and re-integrate the trafficked cases.			
Total budget	EUR 278,454		
Indicator	By the end of 2020, 100% of the Roma and Egyptian community members will be informed on the forms of human trafficking and 100% of the trafficked cases will have been taken under protection and assisted with services for their re-integration in the society.		
Baseline (2015)	Roma Total	Roma female	Overall population
	125		
Milestone (2017)			
Budget planned (2017)	EUR 936,377		
Budget spent (2017)	EUR 938,999		
Achievement (2017)	Roma male	Roma female	Overall population
	3	6	105
Measures under objective 2 implemented in 2017			
M2.1	<b>Revising Standard Operating Procedures (SOP) for multidisciplinary teams to reflect the “Instruction on the manners, forms of cooperation and intervention procedures to help vulnerable children, for the main institutions and structures responsible for child protection” and include monitoring standards.</b>  In the framework of the new territorial reform, during 2017, the Office of the National Coordinator for the Fight Against Trafficking in Persons, in cooperation with the State Agency for the Protection of Children Rights, has begun reviewing the Standard Operating Procedures. This review will improve the identification of trafficking cases as a result of involving more actors in the field. The final version of revised procedures has not yet been approved by the Council of Ministers. National Coordinator for the Fight Against Trafficking in Persons is the responsible implementing institution.		Total Budget planned (2017)
			EUR 0
M2.2	<b>Organizing training for multidisciplinary teams on the trafficking of children pursuant to the Standard Operating Procedures and “Instruction on the manners, forms of cooperation and intervention procedures to help vulnerable children, for the main institutions and structures responsible for child protection.</b>		Total Budget spent (2017)
			EUR 0
M2.2	<b>Organizing training for multidisciplinary teams on the trafficking of children pursuant to the Standard Operating Procedures and “Instruction on the manners, forms of cooperation and intervention procedures to help vulnerable children, for the main institutions and structures responsible for child protection.</b>		Total Budget planned (2017)
			EUR 4,949

	<p>221 members of the multidisciplinary teams have been trained on the SOP and Child Protocol during year 2017 against 26 reported in 2016. The 2017 target for this indicator was 144 and the performance against target is 153 percent.</p> <p>The Anti-trafficking Unit SAPCR at the Mol is the responsible institutions for implementation of this measure.</p> <p><i>Year 2015 Baseline: 144 members</i>  <i>Year 2016 achieved : 26 members</i>  <i>Year 2017 achieved: 221 members</i></p> <p><i>(Additional explanation related to this measure is provided at the attached end-note document).</i></p>		<p>Total Budget spent (2017)</p> <p>EUR 7,571</p>
M2.3	<p><b>Improving the existing mechanism for information exchange between different institutions (including disaggregated information and data on victims from Roma and Egyptian community).</b></p> <p>9 potential victims of trafficking and victims of trafficking were identified during year 2017, who were referred and received assistance against 0 reported in 2016.</p> <p>The Anti-trafficking Unit at the Mol is the responsible institution.</p> <p><i>Year 2015 Baseline: 125 victims (Roma and Egyptians)</i>  <i>Year 2016 achieved : No data available</i>  <i>Year 2017 achieved: 9 victims (Roma and Egyptians)</i></p>		<p>Total Budget planned (2017)</p> <p>No cost</p>
			<p>Total Budget spent (2017)</p> <p>No cost</p>
	Roma	Romani Women	Overall population
	9	6	105
M2.4	<p><b>Setting up reception offices at the border crossing points in order to provide initial care to human trafficking victims.</b></p> <p>Eight reception offices at the border crossing points in order to provide initial care to human trafficking victims were established during year 2017 against 0 reported in year 2016. The Anti-trafficking Unit at the</p> <p>Mol is the responsible implementing institution.</p> <p><i>Year 2015 Baseline: 0 reception office</i>  <i>Year 2016 achieved : No data available</i>  <i>Year 2017 achieved: 8 reception offices</i></p>		<p>Total Budget planned (2017)</p> <p>EUR 931,428</p>
			<p>Total Budget spent (2017)</p> <p>EUR 931,428</p>

Reporting person	
Name SURNAME	Edmond GJOLEKA
Position	Roma Focal Point

Institution	Ministry of Interior
Email	edmond_gjoleka@yahoo.com

<b>SOCIAL PROTECTION</b>			
<b>Goal</b> To increase access to social protection programs for Roma and Egyptian community members.			
To increase access to social protection programs for Roma and Egyptian community members.			
Total budget	EUR 8,910,710		
Indicator	Beneficiaries of social protection and assistance programmes		
Baseline (2015)	Roma Total	Roma female	Overall population
	29,098	N/A	N/A
Milestone (2017)			
Budget planned (2017)	EUR 1,562,653		
Budget spent (2017)	EUR 1,818, 702		
Achievement (2017)	Roma male	Roma female	Overall population
	3,857	4,251	337,122
<b>Objective 1: To improve inclusion to social protection programs for Roma and Egyptian community members.</b>			
Total budget	EUR 42,301,872		
Indicator	65% of Roma and Egyptian community members will be included in social protection programs by the end of 2020.		

Baseline (2015)	Roma Total	Roma female	Overall population
	28,328		
Milestone (2017)			
Budget planned (2017)	EUR 1,382,027		
Budget spent (2017)	EUR 1,621,655		
Achievement (2017)	Roma male	Roma female	Overall population
	3,364	3,654	336,586
Measures under objective 1 implemented in 2017			
M1.1	<b>Upgrading duties and functions of the social administrator to facilitate the Roma and Egyptians' access to social protection, i.e. by helping to complete paperwork, referring and following up on necessary services (reviewing the law no. 9355 "On Social Assistance and Services").</b>  There are two indicators for this measure. MoHSP is responsible implementing institution.  First indicator: No upgrade of functions and responsibilities of the social administrator reflected in the revised law was reported during year 2017.  Second indicator: <b>1,717</b> Roma and Egyptian families (or 8587 individuals) benefitted from economic aid scheme during 2017. This year target was 1,696 Roma and Egyptian families (or 8480 individuals) and therefore the Year 2017 Performance against target is <b>101%</b> percent.  <b>Note:</b> The number of Roma and Egyptian families benefitting economic aid during year 2017 was 1,717 that amounted to 107.068.00 ALL or to 764,776 Euro per year.  <i>Year 2015 Baseline: 1,600 families</i> <i>Year 2016 achieved : 1,315 families</i> <i>Year 2017 achieved: 1,717 families</i>		Total Budget planned (2017) Euro 3,571
			Total Budget spent (2017) Euro 764,776
	Roma	Romani women	Overall population
	8,537		325,032
	Roma families	Egyptian families	Overall population
	1,717	1,194	
M1.2	<b>Establishing mobile teams at the LGUs led by the social administrator with the participation of Roma and Egyptians, in order to link eligible legal aid beneficiaries with services.</b>  47 mobile teams have functioned during year 2017. 15 new mobile teams were established during this reporting period. Usually the team was composed by the social workers of the local units in order to identify the problems with members		Total Budget planned (2017) EUR 2,857
			Total Budget spent (2017) EUR 2,857

	<p>of both communities in the field. The 2017 target for this indicator was 22 and the performance against target is <b>213 percent</b>. This indicator is reported by municipalities. The local government units are the responsible implementing institutions.</p> <p><i>Year 2015 Baseline: 20 mobile teams</i> <i>Year 2016 achieved : 31 mobile teams</i> <i>Year 2017 achieved: 47 mobile teams</i> <i>(Additional explanation related to this measure is provided at the attached end-note document).</i></p>		
M1.3	<p><b>Including the social administrator and the Child Protection Unit in the anti-trafficking mobile and multidisciplinary teams.</b></p> <p>2 Roma and Egyptian victims of human trafficking benefitted from the social protection program with payments in cash and social services to individuals and the family during year 2017. The Regional Social Service Departments are the responsible implementing institutions.</p> <p><i>(Additional explanation related to this measure is provided at the attached end-note document).</i></p>	Total Budget planned (2017)	
		No cost	
		Total Budget spent (2017)	
		No cost	
	Roma	Romani women	Overall population
	2	2	
1.4	<p><b>Calculating the cost of the following services: Family empowerment; Information programs; Counselling programs. Child social care programs from public and non-public operators</b></p> <p>No data reported for year 2017.</p>	Total Budget planned (2017)	
M1.5	<p><b>Expanding the variety of Ministry-licensed services and increasing the number of Roma and Egyptian beneficiaries, according to the following service models: Family empowerment; Information programs; Counselling programs; Child social care programs from public and non- public operators.</b></p> <p>There are three indicators for this measure. MoHSP, Regional Directorates of SSS and local government units are the responsible implementing institutions.</p> <p>First indicator: 3,119 Roma and Egyptians have benefitted from services offered by Ministry-licensed NGOs during year 2017 as per the approved programmes and/or MoU with local government. Data shows that 1,537 were Roma and 1,582 were Egyptians. The 2017 target for this indicator was 2,652 Roma and Egyptian beneficiaries and the performance against target is 121 percent.</p> <p>Second indicator: 39 MoUs between local government units and NGOs that have provided community services were signed during year 2019. The 2017 target for this indicator</p>	EUR 43,668	
		Total Budget spent (2017)	
		EUR 78,668	



	<p>was 20 MoUs and the performance against target is exceeded in the level of 185 percent.</p> <p>Third indicator :26 Roma and Egyptian organizations were licensed and/or having MoUs with local government units for the provision of community services during year 2017. Data shows that 20 organizations were Roma and 6 Egyptian. The 2017 target for this indicator was 10 licensed organizations and the performance against target is 260 percent.</p> <p><i>(Additional explanation related to this measure is provided at the attached end-note document).</i></p>							
	<table> <tr> <th>Roma</th><th>Romani women</th><th>Overall population</th></tr> <tr> <td>3,119</td><td>1,574</td><td>7,911</td></tr> </table>	Roma	Romani women	Overall population	3,119	1,574	7,911	
Roma	Romani women	Overall population						
3,119	1,574	7,911						
M1.6	<p><b>Developing an electronic monitoring system and self-declaration form for beneficiaries in order to ensure that Roma and Egyptians are benefitting from community services.</b></p> <p>Local government units are the responsible implementing institutions for services they finance. No 2017 data is reported for this measure.</p>	<p>Total Budget planned (2017)</p> <p>EUR 0</p> <p>Total Budget spent (2017)</p> <p>EUR 0</p>						
M1.7	<p><b>Raising the awareness of Roma and Egyptians at-risk of human trafficking, services available to victims and ways for promoting their reintegration and preventing discrimination.</b></p> <p>713 at-risk Roma and Egyptians were informed during year 2017 about the dangers of human trafficking, services available to victims including reintegration and preventing discrimination.</p> <p>The 2017 target for this indicator was 5,304 and performance against target is 1.3 percent for year 2017 against 5 percent performance reported in 2016.</p> <p><i>Year 2015 Baseline: No available data</i>  <i>Year 2016 achieved : 270 Roma and Egyptians.</i>  <i>Year 2017 achieved: 713 Roma and Egyptians.</i></p> <table> <tr> <th>Roma</th><th>Romani women</th><th>Overall population</th></tr> <tr> <td>713</td><td>458</td><td></td></tr> </table>	Roma	Romani women	Overall population	713	458		<p>Total Budget planned (2017)</p> <p>EUR 71,428</p> <p>Total Budget spent (2017)</p> <p>EUR 946</p>
Roma	Romani women	Overall population						
713	458							
M1.8	<p><b>Monitoring the access of Roma and Egyptians to residential centres for victims of domestic violence, victims of human trafficking, persons with disabilities, orphans and the elderly and increasing access as needed.</b></p> <p>2,012 Roma and Egyptians benefitted from the residential centres both public and non-public during year 2017. The 2017 target for this indicator was 259 and performance</p>	<p>Total Budget planned (2017)</p> <p>EUR 34,285</p> <p>Total Budget spent (2017)</p>						

	<p>against target is 776% percent.</p> <p>MOHSP is the responsible implementing institution.</p> <p><i>Year 2015 Baseline: 80 Roma and Egyptians</i> <i>Year 2016 achieved : 285 Roma and Egyptians</i> <i>Year 2017 achieved: 2,012 Roma and Egyptians</i></p> <p><i>(Additional explanation related to this measure is provided at the attached end-note document).</i></p>	EUR 750,637						
	<table><tr><td>Roma</td><td>Romani women</td><td>Overall population</td></tr><tr><td>2,012</td><td>998</td><td>3,463</td></tr></table>	Roma	Romani women	Overall population	2,012	998	3,463	
Roma	Romani women	Overall population						
2,012	998	3,463						
M1.9	<p><b>Provision of social pension to legal Roma and Egyptians of over 70 years old who have not paid social contributions over the years (regulated by Law no. 104/2014 and DCM no. 927).</b></p> <p>2017 data is not available for this measure. Social Insurances Institute (SII) is not able to provide data for Roma beneficiaries of social insurance.</p>	<table><tr><td>Budget planned (2017)</td></tr><tr><td>N/A</td></tr><tr><td>Budget spent (2017)</td></tr><tr><td>N/A</td></tr></table>	Budget planned (2017)	N/A	Budget spent (2017)	N/A		
Budget planned (2017)								
N/A								
Budget spent (2017)								
N/A								
M1.10	<p><b>Roma and Egyptian families, whose children regularly attend school and are vaccinated, shall benefit an additional amount from the economic aid, in order to motivate regular school attendance.</b></p> <p><b>899</b> Roma and Egyptian children regularly attended compulsory education during year 2017. Although there is a considerable increase in the number of children attending compulsory education during 2017, there is still a low performance against target which was 18,828. Therefore the performance against target for year 2017 is 4.7 percent against less than 1 percent reported for year 2016</p> <p>For year 2017, as per the report of the State Social Service 590 Roma and Egyptian families were entitled to additional economic aid, based on their children education.</p> <p>MoHSP and MoES are the responsible implementing institutions.</p> <p><i>Year 2015 Baseline: 17,748 Roma and Egyptians</i> <i>Year 2016 achieved : 120 Roma and Egyptians</i> <i>Year 2017 achieved: 899 Roma and Egyptians</i></p> <p><i>(Additional explanation related to this measure is provided at the attached end-note document).</i></p>	<table><tr><td>Total Budget planned (2017)</td></tr><tr><td>EUR 465,013</td></tr><tr><td>Total Budget spent (2017)</td></tr><tr><td>EUR 23,771</td></tr></table>	Total Budget planned (2017)	EUR 465,013	Total Budget spent (2017)	EUR 23,771		
Total Budget planned (2017)								
EUR 465,013								
Total Budget spent (2017)								
EUR 23,771								
	<table><tr><td>Roma</td><td>Romani women</td><td>Overall population</td></tr><tr><td>899</td><td>489</td><td></td></tr></table>	Roma	Romani women	Overall population	899	489		
Roma	Romani women	Overall population						
899	489							
M1.11	<p><b>Preparing a favourable policy for improved access of Roma and Egyptian children to nurseries.</b></p>	<table><tr><td>Total Budget planned (2017)</td></tr></table>	Total Budget planned (2017)					
Total Budget planned (2017)								

	<p><b>273</b> Roma and Egyptians children regularly went to nurseries during year 2017 compare to 43 children reported for year 2016. The 2017 target for this indicator was 2,725 children and performance against target is very low 1 percent.</p> <p>MoHSP and LGUs are the responsible implementing institutions.</p> <p><i>Year 2015 Baseline: 2,500 Roma and Egyptians</i>  <i>Year 2016 achieved : 43 Roma and Egyptians</i>  <i>Year 2017 achieved: 273 Roma and Egyptians</i></p>		No cost
			Total Budget spent (2017)
			No cost
	Male	Female	Overall population
	273	133	
M1.12	<p><b>Establishing an electronic system for referring and reporting data on child protection, and improve and formalize the role of Child Protection Units.</b></p> <p>During 2017, 484 Roma and Egyptians children cases were referred and monitored electronically. Roma Children 255 and Egyptian children 229.  Child Protection Units at LGUs are the responsible implementing institutions.</p>		Budget planned (2017)
			No cost
			Budget spent (2017)
			No cost
	Roma	Romani women	Overall population
	484		
M1.13	<p><b>Preparing a procedure for identifying and referring children and families in street situation.</b></p> <p>A guide for the identification and referral to the identification and of children and families in street situation was published on November 2015.</p> <p>The responsible authorities are the MoHSP and the Mol.</p>		Budget planned (2017)
			No cost
			Budget spent (2017)
			No cost
M1.14	<p><b>Establishing community centres for the provision of integrated social care services, especially in the most disadvantaged areas.</b></p> <p>There are two indicators for this measure. MoHSP and LGUs are the responsible implementing institutions.</p> <p>First indicator: 48 community centres were established and continue to be operational during year 2017 compared to 4 community centres reported during year 2016. The 2017 target for this indicator was 1 community centre and performance against target is 480 percent.</p> <p>Second indicator: 4,225 Roma and Egyptians benefitted during year 2017 from the above mentioned centers. Data shows that 2410 were female and 1815 male; 1980 were</p>		Budget planned (2017)
			EUR 0
			Budget spent (2017)
			EUR 0

	Roma and 2245 Egyptians.		
	<i>Year 2015 Baseline: 0 community centres</i> <i>Year 2016 achieved : 4 community centres</i> <i>Year 2017 achieved: 48 community centres</i>  <i>(Additional explanation related to this measure is provided at the attached end-note document).</i>		
	Roma	Romani women	Overall population
	4,225	2410	
<b>Objective 2: To promote/prepare reintegration programs focusing on strengthening the family and reintegration at work.</b>			
To promote/prepare reintegration programs focusing on strengthening the family and reintegration at work.			
Total budget	EUR 1,794,917		
Indicator	4,000 Roma and Egyptian families will be included in work reintegration programs by the end of 2020.		
Baseline (2015)	Roma Total	Roma female	Overall population
	500	N/A	N/A
Milestone (2016)			
Budget planned (2017)	EUR 0		
Budget spent (2017)	EUR 0		
Achievement (2017)	Roma male	Roma female	Overall population
	259	295	325,032
<b>Measures under objective 2 implemented in 2017</b>			
M2.1	<b>Enriching the training curricula for social administrators with SOPs for referral and assistance for the Economic Aid scheme, employment promotion and reintegration programs, VET, anti-trafficking and other Services.</b>  82 social administrators were trained during year 2017 using the new curricula for facilitating access to services for Roma and Egyptians. The 2017 target for this indicator was 1,100 local administrators and the performance is 8 percent but it's better than year 2016 which is reported 1,2 percent .  MoHSP is the responsible implementing institution.  <i>Year 2015 Baseline: 1,100 social administrators</i> <i>Year 2016 achieved : 13 social administrators</i> <i>Year 2017 achieved: 82 social administrators</i>  <i>(Additional explanation related to this measure is provided at the attached end-note document).</i>		Budget planned (2017)  EUR 0
			Budget spent (2017) EUR 0
M2.2	Supporting families in the Economic Aid scheme with referral to other services, especially employment promotion and VET programs, housing programmes, civil		State Budget planned (2017)

	registration, healthcare and education.		No cost
	1,717 Roma and Egyptian families (8,537 individuals) were included during year 2017 in the economic aid scheme also benefitted from other services with referral from the social administrator compare to 92 reported for the previous year. The year 2016 data will be used as a baseline which is 92 Roma and Egyptian.		State Budget spent (2017)
	MoHSP and SSS are responsible implementing institutions.		No cost
	<i>Baseline - Year 2016 achieved : 92 Roma and Egyptian families</i> <i>Year 2017 achieved: 1,024 Roma and Egyptian families</i>		
	Roma	Romani women	Overall population
	8,537		325,032
M2.3	<b>Expanding and consolidating the electronic database at the social services offices that would enable referral of self-declared Roma and Egyptians to social, VET and employment services.</b>		Total Budget planned (2017)
	An electronic database was developed at the social services offices during year 2017 that would enable referral of self-declared Roma and Egyptians to social, VET and employment services. In the beginning of the year 2017 this system was expended in all social services departments throughout the country. This action led to a high number of cases reported through this e-system for year 2017. The data shows that 12,099 Roma and Egyptians benefitted from the referral through the usage of the electronic system. The system on itself improved the quality of the data and helped giving a clearer picture of the situation. (Additional explanation related to this measure is provided at the attached end-note document).		No cost
			Total Budget spent (2017)
			No cost
	Roma	Romani women	Overall population
	12,099		325,032
M2.4	<b>Designing a programme for supporting social enterprises for Roma and Egyptians exiting the social protection programs.</b>		Total Budget planned (2017)
	8 social enterprises benefited during year 2017 as a result of the support provided by government against 166 enterprises of the year 2017. Data shows that all enterprises are reported from Tirana Municipality which include 3 aesthetic and hairdressing centers; 3 businesses for buying / selling clothing; 1 dental clinic; 1 pizzeria business. 6 were Roma social enterprises and 2 were Egyptian ones. The 2017 target for this indicator was 4 social businesses and the performance against target is 200%. The responsible authorities for this measure are LGUs		No cost
			Total Budget spent (2017)
			No cost
	Roma	Romani women	Overall

			population
M2.5	<b>Referring Roma and Egyptians benefitting from economic aid to reintegration programmes (community work, handicraft and craft workshops, etc.).</b>  554 Roma and Egyptians who benefitted economic aid were included during year 2017 in the reintegration programs. The target for this indicator was 551 and the performance against target is 102 percent. Data shows that 295 were female and 259 male; 339 were Roma and 215 Egyptians. The responsible authority to collect data for this indicator are LGUs.  <i>Year 2015 Baseline: 500 Roma and Egyptians</i> <i>Year 2016 achieved : 112 Roma and Egyptians</i> <i>Year 2017 achieved: 554 Roma and Egyptians</i>		Total Budget planned (2017)  No cost Total Budget spent (2017)  No cost
	Roma	Romani women	Overall population
	554	295	
<b>Objective 3: To integrate families staying at the Emergency Transitory Centre into society.</b>			
To integrate families staying at the Emergency Transitory Centre into society.			
Total budget	EUR, 391,494		
Indicator	100% of families assisted at the Emergency Transitory Centre are fully reintegrated by the end of 2020.		
Baseline (2015)	Roma Total	Roma female	Overall population
	270		
Milestone (2017)	20% of families assisted at the Emergency Transitory Centre are fully reintegrated by the end of 2020.		
Budget planned (2017)	EUR 180,626		
Budget spent (2017)	EUR 197,047		
Achievement (2017)	Roma male	Roma female	Overall population
	234	302	536
<b>Measures under objective 3 implemented in 2017</b>			
M3.1	<b>Making an individual plan for every family, including necessary services and milestones, with the aim of integration outside the Centre within 2-3 years.</b>  6 families exited the Centre and are reintegrated during year 2017 compare to 18 reported on 2016. The year 2017 target for this indicator was 10 reintegrated families and the performance against target is 60 percent. 6 reintegrated families were Roma and zero were Egyptian.  MoHSP and SSS are the responsible implementing institutions .		State Budget planned (2017)  EUR 160,101 State Budget spent (2017)  EUR 160,101
	Roma	Romani Women	Overall population

	30	13	30
M3.2	<b>Revising contracts and progressively increasing the financial responsibility of beneficiaries.</b>  78 contracts with the families' beneficiaries of the Center were revised and signed during year 2017. The responsible authorities are the MoHSP and SSS. This indicator is completed 100% for 2017.		Total Budget planned (2017) EUR 0
			Total Budget spent (2017) EUR 0
M3.3	<b>Reassessing the status of families staying at the Transitory Centre on a quarterly basis.</b>  78 Roma and Egyptian families were reassessed every quarter during year 2017. The 2017 target for this indicator was 78 Roma and Egyptian families and the performance against target is 100 percent. Data shows that 66 families were Roma and 12 Egyptian ones.  MoHSP and SSS are the responding implementing institutions .  <i>Year 2015 Baseline: 54 Roma and Egyptian families</i> <i>Year 2016 achieved : 45 Roma and Egyptian families</i> <i>Year 2017 achieved: 78 Roma and Egyptian families</i>		Budget planned (2017)  No cost
	Roma	Romani Women	Budget spent (2017)  No cost
	390	211	Overall population 390
M3.4	<b>Defining eligibility criteria and capacity for admitting new families into the Centre.</b>  The same situation stands for this indicator for year 2017. There is no data. The responsible authorities are the MHSP and SSS.		State Budget planned (2017)  Not available
			State Budget spent (2017) Not available
M3.5	<b>Admitting new families into the Centre based on the pre-defined criteria, capacity and agreement on duties and responsibilities.</b>  18 new families entered in the center during year 2017. The Center has strengthened its logistical and managerial capacities by being able to assist more Roma families in need. The 2017 target for this indicator was 10 families and the performance against target is 180 percent. Data shows that 18 of the families admitted were Roma and 0 were Egyptian ones. The responsible authorities are the MoHSP and SSS.  <i>Year 2015 Baseline: 10 new families</i> <i>Year 2016 achieved : 8 new families</i> <i>Year 2017 achieved: 18 new families</i>		Total Budget planned (2017) EUR 20,525
			Total Budget spent (2017) EUR 36,946
	Roma	Romani Women	Overall population

	92	63	92
M3.6	<b>Monitoring the families who exited the Centre to ensure their improvement is sustainable and facilitate access to new services when needed.</b>  4 Roma families were monitored after existing the Center during year 2017. This is due to the strengthening of the technical staff of the center and performing a follow up of the assistance provided during the stay of families in the Transit Center. The 2017 target for this indicator was 10 families and the performance against target is 40 percent. The responsible authorities are the MoHSP and SSS.		Total Budget planned (2017) No cost  Total Budget spent (2017) No cost
	Roma	Romani Women	Overall population
	24	15	24
M3.7	<b>Assessing the impact and functioning of the Centre and examining good practices in this field from the region.</b>  In 2017 there is no assessment of the impact and functioning of the Centre. The responsible authorities are the MoHSP and SSS.		State Budget planned (2017)  Not available

Reporting person	
Name SURNAME	Teuta PANARITI
Position	Roma Focal Point
Institution	Ministry of Health and Social Protection/State Social Service
Email	teuta.panariti@shendetesia.gov.al



## HOUSING AND URBAN INTEGRATION

**Goal: To improve housing conditions for Roma and Egyptians.**

To improve housing conditions for Roma and Egyptians

Total budget	EUR 10,923,312		
Indicator			
Baseline (2015)	Roma Total	Roma female	Overall population
Milestone (2017)			
Budget planned (2017)	EUR 1,810,399		
Budget spent (2017)	EUR 3,137,485		
Achievement (2017)	Roma Total	Roma female	Overall population
	7,344		
Objective 1: To improve mechanisms for facilitating legalisation procedures for Roma and Egyptian families.			
To improve mechanisms for facilitating legalisation procedures for Roma and Egyptian families.			
Total budget	EUR 1,239,790		
Indicator	80% of Roma and Egyptian families that have initiated legalisation procedures will have successfully completed them by the end of 2020.		

Baseline (2015)	Roma male	Roma female	Overall population
Milestone (2017)			
Budget planned (2017)	EUR 73,817		
Budget spent (2017)	EUR 0		
Achievement (2017)	Roma male	Roma female	Overall population
Measures under objective 1 implemented in 2017			
M1.1	<p><b>Providing free legal aid for Roma and Egyptians in court cases regarding legalisation process (i.e. ownership certification, inheritance processing).</b></p> <p>The Social Housing Strategy 2016-2020 sets out in activity 1.4.6 "Provision of legal aid for the improvement of informal settlements of Roma and Egyptians and / or facilities belonging to these groups" (implementation years 2018-2020) and currently nothing has been done.</p> <p>The technical assistance was provided to Roma and Egyptian families to fill in documentation for legalization of housing and for the facilitation and acceleration of procedures. But the data is not available for the free legal aid provided for both community members regarding legalisation process.</p>		Total State Budget planned (2017)
			EUR 59,532
			Total budget spent (2017)
			EUR 0
	Roma	Romani women	Overall population
M1.2	<p><b>Integrating Roma and Egyptian families through pilot projects on urbanization and integration of informal areas with a considerable Roma and Egyptian population</b></p> <p>Data is not available for year 2017 for this measure. MoF is the responsible institutions for this measure.</p>		Total Budget planned (2017)
			EUR 5,714
			Total Budget spent (2017)
			EUR 0
M1.3	<p><b>Providing assistance to local government for mapping out Roma and Egyptian informal settlements which do not conflict with the regulatory plans, including a calculation of costs necessary for urbanization.</b></p> <p>This measure was completed on 2016 in the framework of the implementation of the Action Plan for Social Housing 2016-2020, for activities 1.4.3 and 1.4.4 and its funding was covered by UNDP.</p> <p><a href="http://www.al.undp.org/content/dam/albania/docs/Social%20Housing%20Strategy%20English.pdf">http://www.al.undp.org/content/dam/albania/docs/Social%20Housing%20Strategy%20English.pdf</a>.</p> <p>A map aimed at prioritizing investments for the Roma and</p>		Total Budget planned (2017)
			EUR 14,285
			Total Budget spent (2017)
			EUR 0

	Egyptian communities and providing assistance for housing facilitation was completed. The product included as following : a) feasibility studies in four municipalities (Tirana, Durrës, Kavaja and Belsh) for the construction of new buildings for housing to pave the way for investments in concrete projects for building social housing in these municipalities; b) a database for the homeless nationwide in 61 municipalities that enables the responsible Ministry to have a digital yearly register of families in need of shelter in Albania; and c) identification of the number and situation of Roma and Egyptian communities in 61 municipalities to better prioritize investment in the coming years.	
<b>Objective 2: More Roma and Egyptian families included in the direct and indirect housing programmes.</b>		
More Roma and Egyptian families included in the direct and indirect housing programmes.		
Total budget	EUR 9,690,648]	
Indicator	1,500 Roma and Egyptian families will be included in the direct and indirect housing programmes by the end of 2020.	
Baseline (2015)	Roma Total	Roma female
		Overall population
Milestone (2017)		
Budget planned (2017)	EUR 1,736,582	
Budget spent (2017)	EUR 3,137,485	
Achievement (2017)	Roma Total	Roma female
	7,134	Overall population
Measures under objective 2 implemented in 2017		
M2.1	<p><b>Providing assistance to Roma and Egyptian families which are unable to pay the social housing rent, and the ones which have or will be entitled to subsidized loan (including, without limitation, negotiation of payment plans, referral to employment and other relevant services).</b></p> <p>42 Roma and Egyptian families were able to pay the social housing rent during year 2017 against 55 families reported on 2016 which. The municipalities supported these families with the employment promotion programs thus helping them to be employed and afford the payments that come from the housing programs. Municipalities that have reported data for this service provided is : Lezha , Mirdita and Elbasani.</p> <p>The 2017 target for this indicator was 200 Roma and Egyptians families and performance against target is 21%.</p> <p>The MoF and National Housing Agency in coordination with MoHSP</p>	Total Budget planned (2017) EUR 171,428
		Total Budget spent (2017) EUR 36,681

	and local government units are the responsible implementing institutions.  <i>Year 2015 Baseline: No families</i> <i>Year 2016 achieved : 55 families</i> <i>Year 2017 achieved: 42 families</i>	
	<b>Roma</b>	<b>Romani women</b>
	<b>210</b>	
M2.2	<p><b>Training local government staff for the preparation of narrative and financial proposals, with the aim to attract funds and implement housing projects responding to the needs of Roma and Egyptians and preventing segregation.</b></p> <p>No training programs were conducted during year 2017 targeting local government staff in order to raise their capacities on preparation of narrative and financial proposals. The housing strategy sets this measure for year 2016 only.</p> <p>The MoF is the responsible implementing institution.</p>	<p>Total budget planned (2017) EUR 10,714</p> <p>Total Budget spent (2017) EUR 0</p>
M2.3	<p><b>Informing local government units and providing technical assistance regarding the MUD programme "On the improvement of living conditions of Roma/Egyptian communities" in order to increase the number of applications each year.</b></p> <p>13 municipalities have received funding from the former MUD and submitted projects in accordance with the terms of reference released by MUD during year 2017. The funds approved, in the amount of <b>139,684,010 ALL or EURO 997,743</b> were distributed to all awarded municipalities. Technical assistance was provided to all municipalities to improve the quality of the proposals.</p> <p>MoF is the responsible implementing institution.</p> <p><i>Year 2015 Baseline: 0 LGUs</i> <i>Year 2016 achieved : 10 LGUs received funds</i> <i>Year 2017 achieved: 13 LGUs received funds</i></p>	<p>Total Budget planned (2017) EUR 997,743</p> <p>Total Budget spent (2017) EUR 997,743</p>
M2.4	<p><b>Amending the Law "On Social Housing Programmes" (no. 9232) to ensure that the most vulnerable beneficiaries, including Roma and Egyptians, can benefit from these programmes, in line with the People's Advocate and civil society recommendations.</b></p> <p>The Draft Law "On Social Housing Programmes" (no. 9232) was completed in 2016. During year 2017, the comments sent by the relevant institutions were reflected on it. The draft law has been resent to the parliament in 2017 and is currently being discussed in parliamentary committees. Nothing is approved during year 2017. MoF is the responsible implementing institution.</p>	<p>Total Budget planned (2017) EUR 0</p> <p>Total Budget spent (2017) EUR 0</p>

M2.5	<b>Improving the housing conditions of Roma and Egyptians (through small grants for municipalities for new infrastructure, water supply and sewage, hydro- sanitary equipment or new constructions.</b>  508 Roma and Egyptians families benefited during year 2017 through small grants for municipalities for new infrastructure, water supply and sewage, hydro- sanitary equipment or new constructions.  MoF is the responsible implementing institution.  <i>Year 2015 Baseline: No data available</i> <i>Year 2016 achieved : 187 Roma and Egyptian families</i> <i>Year 2017 achieved: 508 Roma and Egyptian families</i>		Total Budget planned (2017) EUR 768,097
			Total Budget spent (2017)  EUR 1,020,524
	Roma	Romani women	Overall population
	2540		
M2.6	<b>Preparing guidelines for adequate design of social housing in order to develop new types of accommodation ( i.e. one floor-dwellings) more suitable for larger families engaged in income generation activities (i.e. trades/crafts, collection of second hand goods or materials, raising domestic animals), especially in suburbs and/or rural areas.</b>  Nothing new reported for year 2017.		Total Budget planned (2017)  EUR 7,278
			Total Budget spent (2017)  EUR 0
M2.8	<b>Implementing the programme for the reconstruction of Roma and Egyptian dwellings that cannot be considered an apartment or house (i.e. tent, shack), as well as constructing new dwellings and providing support services necessary for promoting their gradual socio- economic integration.</b>  13 LGUs out of 17 applied during year 2017 to the former MoUD have been awarded. The projects contributed for improving of housing for both communities located in the following municipalities: Roskovec, Fier, Mirdite, Krujë, Vlorë, Librazhd, Elbasan, Rogozhine, Devoll, Korce, Pogradec, Lushnje and Shijak. These projects were realized with a total investment value of 139,684,010 ALL (or EURO 997,743) with 255 family beneficiaries.  <i>Year 2015 Baseline: 0 LGU</i> <i>Year 2016 achieved : 10 LGUs</i> <i>Year 2017 achieved: 13 LGUs</i>		Budget planned (2017) EUR 997,743
			Budget spent (2017)  EURO 997,743
	Roma	Romani women	Overall population
	1,275		
M 2.9	<b>Including alternative criteria which could allow Roma and Egyptians better access to social housing programs.</b>		State Budget planned (2017)

There are 3 indicators for this measure.		EUR 468,324
First indicator: 434 Roma and Egyptian families benefitted during year 2017 from social rental housing throughout the country in the following municipalities		State Budget spent (2017)
<ul style="list-style-type: none"><li>➤ Tropojë 130 families</li><li>➤ Mirdite 21 families</li><li>➤ Has 10 families</li><li>➤ Kolonjë 1 families</li><li>➤ Korçë 48 families</li><li>➤ Pogradec 8 families</li><li>➤ Berat 9 families</li><li>➤ Vlorë 29 families</li><li>➤ Gramsh 4 families</li><li>➤ Elbasan 10 families</li><li>➤ Gjirokaster 9 families</li><li>➤ Kamez 9 families</li><li>➤ Librazhd 16 families</li><li>➤ Lushnje 46 families</li><li>➤ Prenjas 10 families</li><li>➤ Malsi e Madhe 2 families</li></ul>		EUR 84,794
Roma	Romani women	Overall population
2,170		
Second indicator: 101 Roma and Egyptian families benefited during year 2017 from low-cost dwellings against 37 families reported during year 2016. Data shows that 1 was Roma family and 100 Egyptian ones.		
Roma	Romani women	Overall population
505		
Third indicator: 77 Roma and Egyptian families benefited from rent bonus during year 2017 against 20 families reported on 2016.		State budget spent (2017)
The value of rent bonus was 2,677,575 ALL or EURO 19,126 and provided in the following municipalities:		EUR 19,126.
Mirdite 3 families, Korce 17 families, Tropoja 12 families, Vlora 14 families, Gjirokaster 1 family, Prenjas 2 families, Librazhd 7 families Elbasan 6 families, Lushnje 12 families.		
Year 2015 Baseline: 0 families		
Year 2016 achieved : 219 Roma and Egyptian families benefitting		

	<i>from social rental housing. Year 2017 achieved: 434 Roma and Egyptian families benefitted from social rental housing</i>	
M2.10	<p>Preparing the legislation and guidelines, and amending the law on expropriation for calculating the costs for housing of families that cannot benefit from expropriation because of their status as illegal construction, and including these costs in the draft-budget, and reflecting this process in the legislation.</p> <p>There is no data available for this indicator for year 2017. Since year 2016 target for this indicator was 1 instruction for calculation of costs completed. The MoHSP in cooperation with local government and former MoUD were the responsible implementing institutions.</p>	<p>Total Budget planned (2017) EUR 7,278</p> <p>Total Budget spent (2017) EUR 0</p>
M2.11	<p>Preparing the legislation and guidelines for the prevention of evictions from dwellings/settlements, to achieve effective protection of human rights.</p> <p>The new draft law "On Social Housing" provides for the prohibition of forced eviction and in a separate article sets out the procedures to be followed by local self-government units to relocate families from the settlements. The draft is consulted with all stakeholders and institutions but is not approved yet.</p> <p>The MoHSP, former MoUD and LGUs are the responsible implementing institutions.</p>	<p>Total Budget planned (2017) No cost</p> <p>Budget spent (2017) No cost</p>

Reporting person	
Name SURNAME	Endri Hobdari
Position	Roma Focal Point
Institution	Ministry of Finance
Email	endri.hobdari@fianaca.gov.al

<b>POLICY COORDINATION, MONITORING AND ASSESSMENT</b>			
<b>Goal: To create synergies between different sectors</b>			
To create synergies between different sectors.			
Total budget	EUR 394,883		
Indicator	[please insert indicator as stated in the Strategy]		
Baseline (2015)	Roma male	Roma female	Overall population
Milestone (2017)			
Budget planned (2017) MoHSP	EUR 62,376		
Budget spent (2017)	EUR 54,412		
Achievement (2017)	Roma male	Roma female	Overall population
<b>Objective 1: To monitor inequalities faced by Roma and Egyptian</b>			
monitor inequalities faced by Roma and Egyptian			
Total budget	EUR 394,883		
Indicator	[please insert indicator as stated in the Strategy]		
Baseline (2015)	Roma male	Roma female	Overall population
Milestone (2017)			
Budget planned (2017)	EUR 62,376		
Budget spent (2017)	EUR 54,412		



Achievement (2017)	Roma male	Roma female	Overall population
Measures under objective 1 implemented in 2017			
M1.1	<b>Publishing an annual narrative and financial report on implementation of the Action Plan for Integration of Roma and Egyptians.</b>		Total Budget planned (2017) EUR 16,488
	One annual narrative and financial report on implementation of the Action Plan for Integration of Roma and Egyptians was published during year 2017.		Total Budget spent (2017)  EUR 0
	MoHSP is the responsible implementing institution .		
	Roma	Romani women	Overall population
M1.2	<b>Organizing six-monthly meetings of Roma focal points in ministries and civil society stakeholders (including Roma and Egyptians) to provide updates on Action Plan implementation and resolve any problems.</b>		Total Budget planned (2017)  No cost
	Four meetings were held organized by the MoHSP focal point including all focal points of all line ministries as well as civil society stakeholders (including Roma and Egyptians) to provide updates on Action Plan implementation and resolve any problems.		Total Budget spent (2017)  No cost
	MoHSP is the responsible implementing institution.		
	<i>(Additional explanation related to this measure is provided at the attached end-note document).</i>		
M1.3	<b>At the beginning of every calendar year, meeting with all line ministries responsible for Action Plan implementation to discuss priority actions and possible cooperation with other stakeholders.</b>		Total Budget planned (2017)  No cost
	Two meetings were held with representatives of all line ministries responsible for Action Plan implementation to discuss priority actions and possible cooperation with other stakeholders.		Total Budget spent (2017)  No cost
	MoHSP is the responsible implementing institution.		
	<i>(Additional explanation related to this measure is provided at the attached end-note document).</i>		
M1.4	<b>Following up with ministries responsible for Action Plan implementation to ensure they all identify a focal point person and provide social inclusion introductory training for any new focal points.</b>		Total Budget planned (2017)  No cost
	- Following the reform of the public administration, the Ministry of Health and Social Protection sent a memo No.4372 date 20.10.2017 for determining/reconfirming the contact points within the "Action Plan for the Integration of Roma and Egyptians 2016-2020".		Total Budget spent (2017)  No cost

	<ul style="list-style-type: none"> <li>- During the preparation of the 2107 progress report, the new focal points were reconfirmed by the municipalities and subordinate institutions that would report on the implementation of NAPIRE.</li> </ul> <p>MoHSP is the responsible implementing institution.</p>	
M1.5	<p><b>Every six months, three local government units and Regional Councils will be visited to collect data on implementation of the Action Plan and record any challenges that should be discussed at the inter-ministerial meetings.</b></p> <p>On December 20, 2017, the Municipality of Durres, with the UNDP project support, held a meeting with local actors for the establishment of a local coordination forum aiming at improving access of Roma and Egyptian housing programs. The following four important issues were identified and discussed:</p> <ul style="list-style-type: none"> <li>- Exclusion of Roma and Egyptian communities from benefiting social housing programs due to selection criteria that exclude Roma and Egyptian families who cannot prove their income because they are not formally employed, monthly income is not enough or do not get extra points for being Roma / Egyptians because they cannot provide any documents to prove it.</li> <li>- 21 (twenty-one) Roma families living in the community of Nishtulla have applied for legalization of houses and the process has not yet been completed.</li> <li>- 20 Roma families from the village of Kulla / Ktheza e Ariut have failed to complete the privatization of the apartments.</li> <li>- Reconstruction of the flats of 118 Roma and Egyptian families in Durrës.</li> <li>-</li> </ul> <p>MoHSP is the responsible implementing institution.</p>	<p>Total Budget planned (2017)</p> <p>EUR 1,428</p>
		<p>Total Budget spent (2017)</p> <p>EUR 1,428</p>
M1.6	<p><b>Organizing a consultation with local government units to discuss the draft annual narrative and financial report.</b></p> <p>With the aim of increasing participation of Roma and Egyptian CSOs in monitoring and reporting on the progress of the National Action Plan, ESERE project on June 16 2017, a workshop organised in collaboration with the former Ministry of Social Welfare and Youth (MoSWY). The workshop was a continuation of a series of activities organised previously by the Ministry in the for supporting the implementation, monitoring and evaluation of the National Action Plan for Roma and Egyptian Integration (NAPREI 2016-2020). The workshop was attended by 15 representatives of Roma</p>	<p>Total Budget planned (2017)</p> <p>EUR 1,428</p>
		<p>Total Budget spent (2017)</p> <p>EUR 1,428</p>

	and Egyptian CSOs.  MoHSP is the responsible implementing institution.	
	<b>Roma</b>	<b>Romani women</b>
	<b>15</b>	<b>12</b>
M1.7	<p><b>Providing information and guidance to civil society organizations interested in publishing an independent (shadow) progress report on Action Plan implementation.</b></p> <p>No request was submitted during year 2017 from the civil society organizations in publishing an independent (shadow) progress report on Action Plan implementation.</p> <p>MoHSP is the responsible implementing institution.</p>	<p>Total Budget planned (2017)</p> <p>EUR 4,949</p> <hr/> <p>Total Budget spent (2017)</p> <p>EUR 0</p>
M1.8	<p><b>Re-designing the online monitoring and reporting system with the new Action Plan indicators and providing training and technical assistance for its users.</b></p> <p>MoHSP supported by UNDP , improved the online monitoring and reporting system (ROMALB) with the new Action Plan indicators and have provided capacity building programs and technical assistance for its current and new users.</p> <p>MoHSP is the responsible implementing institution.</p>	<p>Total Budget planned (2017)</p> <p>EUR 16,660</p> <hr/> <p>Total Budget spent (2017)</p> <p>EUR 8,071</p>
M1.9	<p><b>Updating the online monitoring and reporting system with new data from users at different levels.</b></p> <p>During December 2017 - February 2018 all users of the ROMALB system, at all levels, entered the appropriate data for their own sector. 140 users represent local governance units, Ministry of Education, Ministry of Health and Social Protection, Ministry of Interior, Ministry of Finance. New changes at the ROMALB system are recommended to be reflected in accordance to the new template progress report required.</p> <p>MoHSP is the responsible implementing institution.</p>	<p>Total Budget planned (2017)</p> <p>No cost</p> <hr/> <p>Total Budget spent (2017)</p> <p>No cost</p>
M1.10	<p><b>Assessing the Action Plan qualitative indicators progress.</b></p> <p>No data reported for this measure during 2017.</p>	<p>Total Budget planned (2017)</p> <p>EUR 9,523</p> <hr/> <p>Total Budget spent (2017)</p> <p>EUR 0</p>

M1.11	<p><b>Supporting local government units to design and implement Local Action Plans for Roma and Egyptian communities.</b></p> <p>The Ministry of Health and Social Protection in cooperation with UNDP have enabled the design and publication of local plans for the municipalities of Tirana, Durrës, Berat and Shkodra.</p> <p>These plans are in line with the National Action Plan for the Integration of Roma and Egyptians and cover a period of time from 2017 to 2020.</p> <p>The Development Plan for the Roma and Egyptian Communities in Berat, Shkoder and Durrës was approved by the municipal council during the period November to December 2017.</p> <p>On 31 January, 2017 the Roma and Egyptian Community Development Plan was approved in Tirana.</p> <p>MoHSP is the responsible implementing institution.</p>	Total Budget planned (2017)
		<p>11,900</p> <hr/> <p>Total Budget spent (2017)</p> <p>EUR 43,485</p>

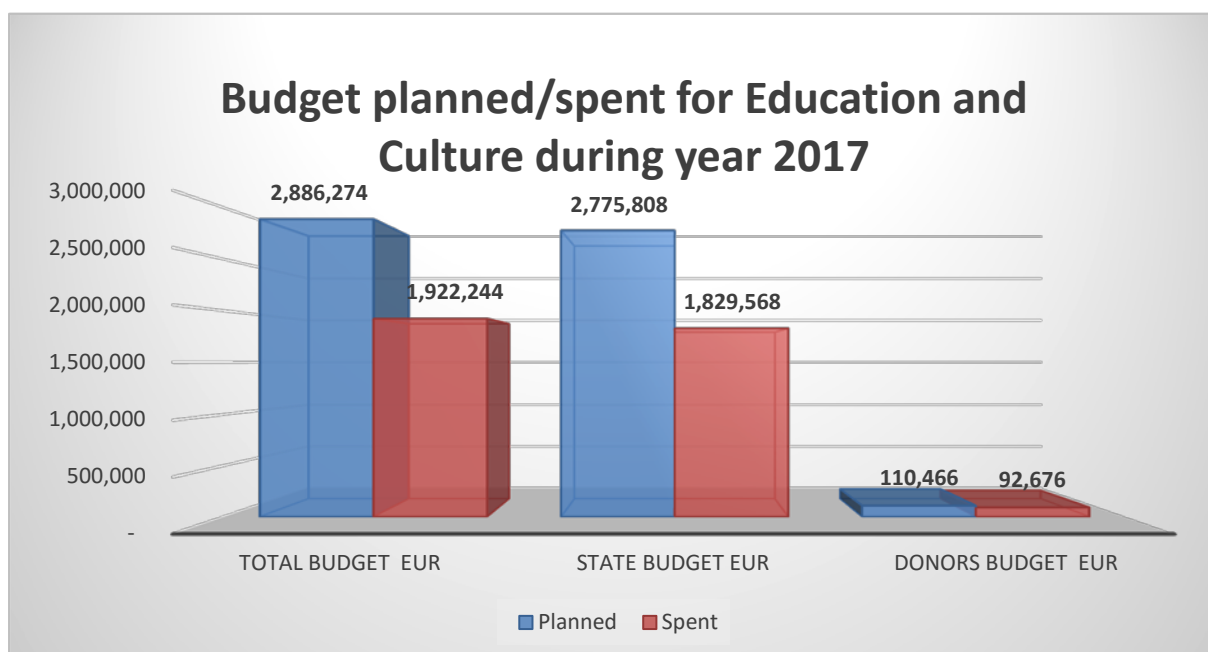
Reporting person	
Name SURNAME	Ina KOKEDHIMA
Position	Roma Focal Point
Institution	Ministry of Health and Social Protection
Email	Ina.kokedhima@shendetesia.gov.al

## Budget

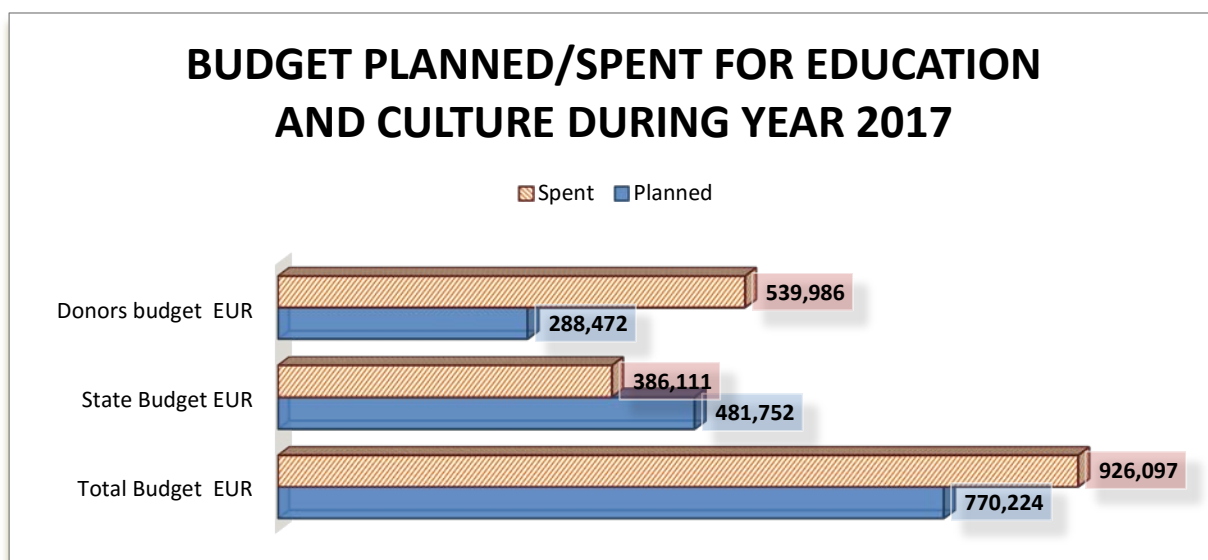
<b>Budget 2017</b>	
<i>Budget overview</i>	
Total budget planned for Strategy implementation in 2017	EUR 9,060,932
Total budget spent for Strategy implementation in 2017	EUR 12,601,296
Total state budget spent for Strategy implementation in 2017	EUR 11,102,389
<i>Budget breakdown for priority areas</i>	
Total budget spent for EDUCATION in 2017	EUR 1,922,244
Total budget spent for EMPLOYMENT in 2017	EUR 926,097
Total budget spent for HOUSING in 2017	EUR 2,800,804
Total budget spent for HEALTH in 2017	EUR 3,368,811
Total budget spent for CIVIL REGISTRATION in 2017	EUR 931,483
Total budget spent for SOCIAL PROTECTION in 2017	EUR 1,782,756
Total budget spent for POLICY COORDINATION, MONITORING AND ASSESSMENT in 2017	EUR 54,412
<i>Budget breakdown for other Strategy related spending</i>	
Total budget spent for reporting, monitoring and evaluation in 2017	EUR 11,071

## Graphs of budget planned/spent for all sectors

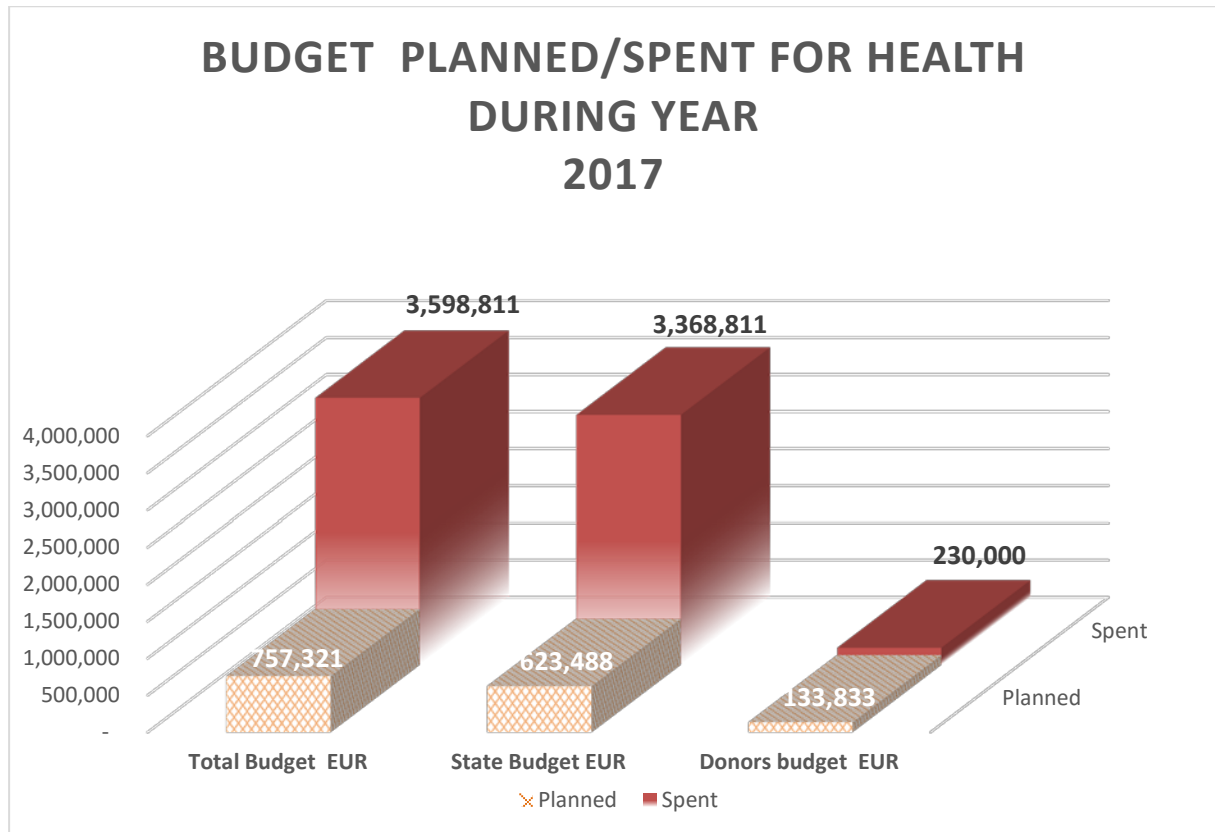
### *Education*



### *Employment and VET*

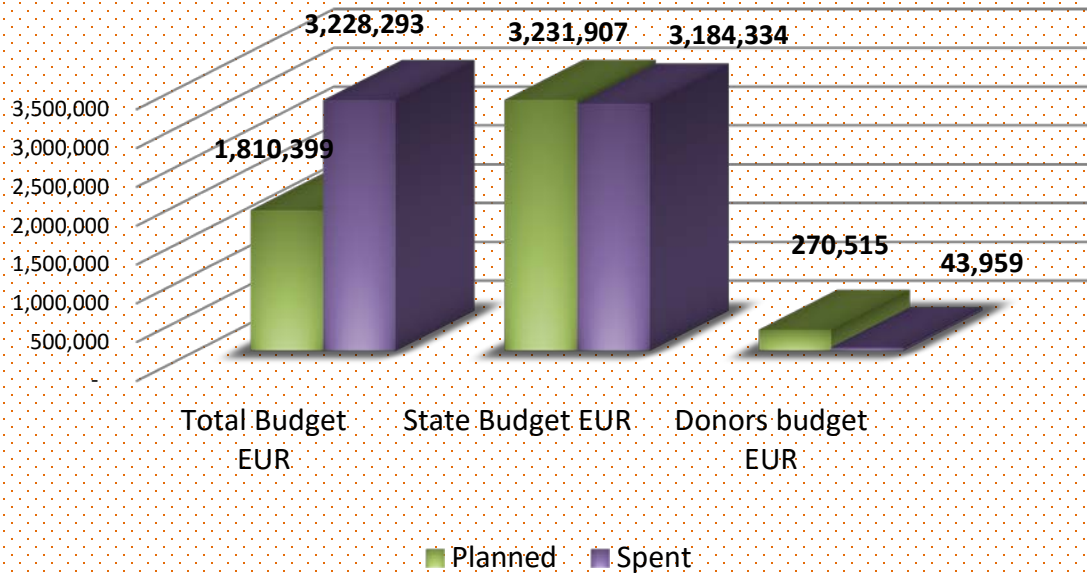


## Health



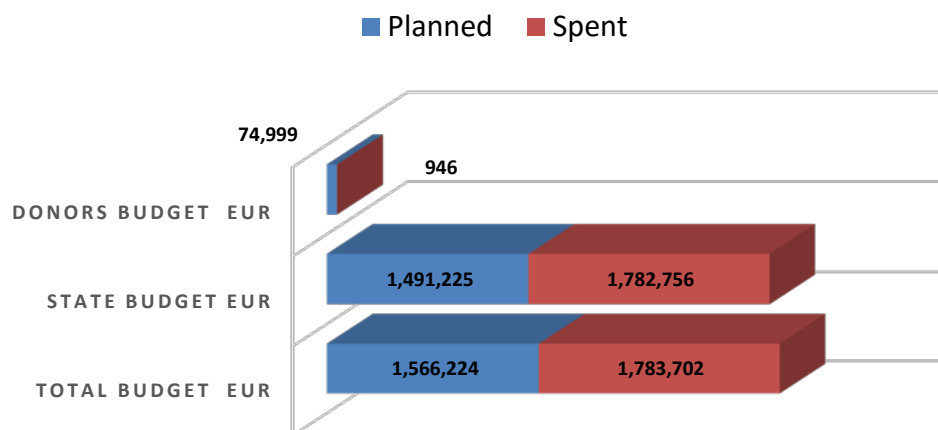
## Housing

## BUDGET PLANNED/SPENT FOR HOUSING DURING YEAR 2017



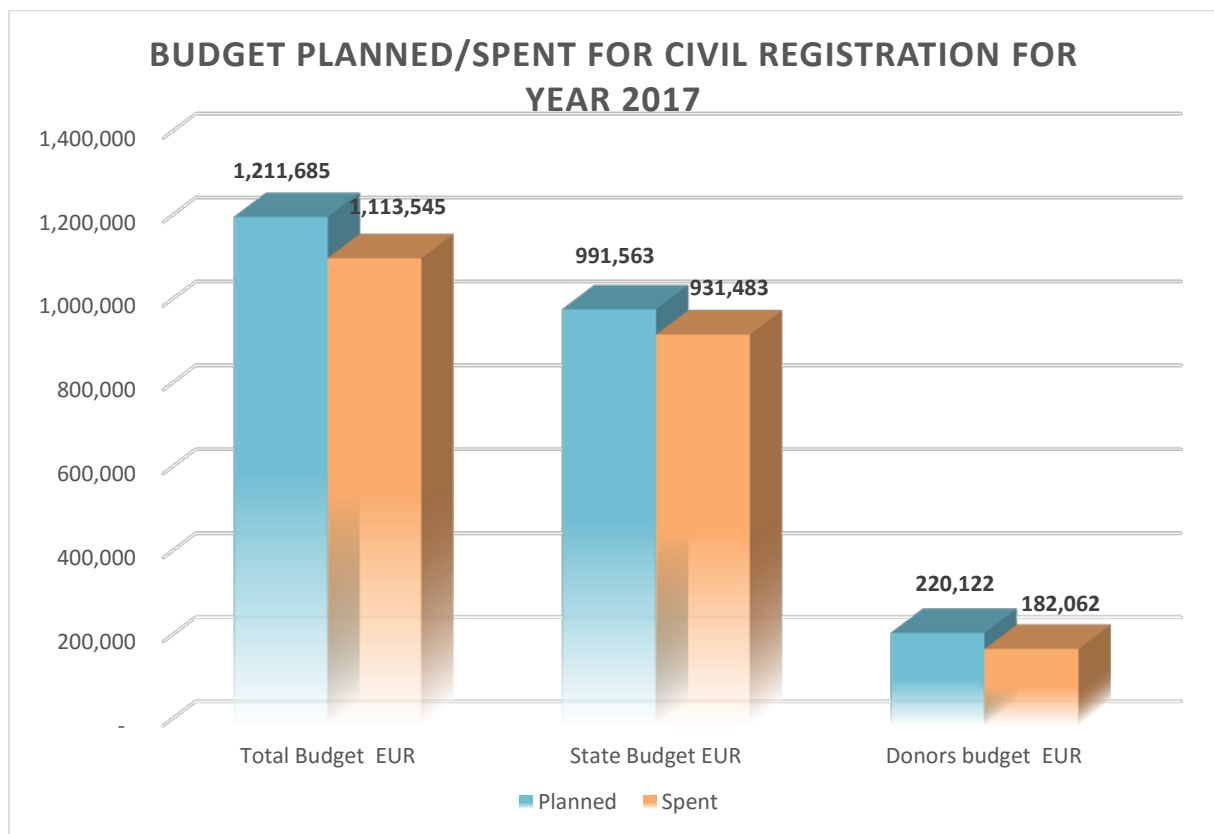
### *Social Protection*

## BUDGET PLANNED/SPENT FOR SOCIAL PROTECTION DURING YEAR 2017



### *Civil Registration*





## Impact Assessment

Code	Indicator	Roma			Overall population	Year	Source	Definition
		Male	Female	Total				
Education								
EDU1	Preschool education attendance rate	n/a	n/a	n/a	81.5%		INSTAT	GER in Pre-Primary (ISCED level 02)
EDU2	Primary education enrolment rate	66%*	66%*	66%*	104%	2017*	INSTAT  *Regional Roma Survey	GER in Primary (ISCED level 1)  *Definition of indicator as per RRS2017:  Ratio of the surveyed population aged between 7 and 15 who are enrolled in education as share of all 7 to 15 year olds.  This indicator is calculated using the question "Does s/he still attend school or training?" (b9) from the UNDP-WB dataset. The values "refused" and "don't know" were defined as

								missing. The age groups 7 to 15 was used in this age schooling is compulsory in all surveyed countries. Six year olds are not included as many of them were not yet supposed to be enrolled in school when the survey took place. In some countries the period of compulsory schooling continues after the age of 15. However, the same age group was chosen for all countries. As no information about the class/grade was collected, it was speak about gross instead of net ratios.
EDU3	Secondary education enrolment rate	n/a	n/a	n/a	95.8%	2017	INSTAT	GER in Secondary (ISCED level 2+3)
EDU4	Tertiary education enrolment rate	n/a	n/a	n/a	56%	2017	INSTAT	GER in Tertiary (ISCED level 6+7+8)
EDU5	Primary education drop-out rate	n/a	n/a	n/a	57**	**2017	** Ministry of Education and Sports	
EDU6	Secondary education drop-out rate	n/a	n/a	n/a	3.35**	**2017	**Ministry of Education	
EDU7	Primary education completion rate	n/a	n/a	n/a	n/a			
EDU8	Secondary education completion rate	15%*	15%*	15%*	n/a	*2017	*Regional Roma Survey	
EDU9	Tertiary education completion rate	2%*	1%*	1%*	n/a	*2017	*Regional Roma Survey	
EDU10	Literacy rate	n/a	n/a	n/a	n/a			
EDU11	Special schools attendance rate	1%*	1%*	1%*	11%**	**2017 *2017	*Regional Roma Survey ** Ministry of Education and Sports	
EDU12	Segregated schools attendance rate	0%**	0%**	0%**	n/a**	**2017	** Ministry of Education and Sports	
<b>Employment</b>								
EMP1	Employment rate	63.9%	29.7%	46.3%	50.3%	2017	Labor Force Survey	Employment-to-population ratio (15+)
EMP2	Informal work rate	n/a	n/a	n/a	n/a			
EMP3	Unemployment rate	12.4%	26.6%	17.6%	13.7%	2017	Labor Force Survey	Percentage of unemployed to total labour force (15+)

EMP4	Long-term unemployment rate	8.7%	15.6%	11.2%	8.9%	2017	Labor Force Survey	Percentage of unemployed for 12 months or more to the total labor force (15+)
EMP5	Last employment experience	n/a	n/a	n/a	n/a			(months)
EMP6	No employment experience rate	n/a	n/a	n/a	n/a			
EMP7	NEET youth rate	67%*	90%*	78%*	29.7%	2017 *2017	Labor Force Survey *Regional Roma Survey	% of youth NEET to population (age group 15-29)  * % of youth NEET to population (age group 18-24)
<b>Health</b>								
HEA1	Access to health insurance rate	26%*	28%*	27%*	*n/a	*2017	*Regional Roma Survey	
HEA2	Infant mortality rate	n/a	n/a	n/a	8.0%	2017	INSTAT	
HEA3	Life expectancy at birth	n/a	n/a	n/a	78.5%	2017	INSTAT	(years)
<b>Housing</b>								
HOU1	Homelessness rate	n/a	n/a	n/a	n/a			
HOU2	Connection do water rate	47%*	48%*	48%*	72*	*2017	*Regional Roma Survey	Percentage of individuals where their dwellings are connected to drinking water supply system.
HOU3	Connection to electricity rate	85%*	83%*	84%*	100*	*2017	*Regional Roma Survey	Percentage of individuals where their dwellings are connected to electric power.
HOU4	Holding property documents rate	n/a	n/a	n/a	92.5%	2016	Household Budget Survey (INSTAT)	Percentage of individuals who are owners or are becoming owners waiting for the legalization.
HOU5	Segregated neighbourhood rate	n/a	n/a	n/a	n/a			
HOU6	Overcrowding	66%*	65%*	66%*	12.5%	2016 *2017	Household Budget Survey (INSTAT) *Regional Roma Survey	(square meters) Overcrowding is calculated aver dwellings for residence purposes.
<b>Cross-cutting</b>								
CRC1	At-risk-of-poverty rate	n/a	n/a	n/a	n/a		SILC <sup>†</sup>	
CRC2	Average income	n/a	n/a	n/a	n/a		SILC	(loc. currency)
CRC3	Absolute poverty rate	53.4%	50.3%	51.7%	14.3%	2012	LSMS	Percentage of Roma under absolute poverty line
CRC4	Discrimination experience rate	n/a	n/a	n/a	n/a			
CRC5	Civil registration rate	n/a	n/a	n/a	n/a			

The primary source of data for Impact Assessment Table was obtained by INSTAT. For indicators, where INSTAT data is lacking, other data sources were used such as Regional Roma Survey's Fact sheet document (\*) and MoES

<sup>†</sup> The data on SILC will be available by end of the year 2018

## **END NOTE DOCUMENT**

### **MEASURES BY PRIORITY AREAS**

#### **EDUCATION AND PROMOTING INTERCULTURAL DIALOGUE**

##### **M 1.1**

There are two factors contributed toward this achievement: i. The priority of the MoES, during year 2017, for registration of the Roma and Egyptian children in the pre-school system; ii. The higher number of identification of unregistered Roma and Egyptian children as a result of the work done by Regional Directorate of Education throughout the country.

##### **M1.2**

For this measure, 64 Roma and Egyptian children are reported from the municipality of Gjirokaster. "Save the Children", an international organization which works in Albania, has covered all the expenses for these children to attend the pre-school education. In addition to that, 80 children are reported from the municipality of Cerrik and 239 from municipality of Pogradec.

##### **M1.3**

The increase of the performance of this indicator from year to year is explained with the higher number of the educated people from both communities who are employed as educators or teachers in the education system. High number is reported from the Regional Education departments of Tirana (15), Korce (14), Elbasan (8), Permet (5).

##### **M1.4**

There is a decrease in the number of Roma and Egyptian children who have benefitted from homework during year 2017. The following explanation can be provided on this regard: During year 2017, it's evident an increase in the quality of education of the Roma and Egyptian children. This is due to their inclusion in pre-school education and consequently the number of those who have learning difficulties is decreased. In addition to that, the instruction of the Ministry of Education and Sports, No. 21, dated August 8, 2014, "On increasing the attendance of pre-school education by Roma and Egyptian children" has its effects on

increasing the involvement of children of both communities in education as well as inclusion of their parents in the school's activities.

#### M1.5

The instruction of the Ministry of Education and Sports, No. 21, dated August 8, 2014, "On increasing the attendance of pre-school education by Roma and Egyptian children" has its effects on increasing the involvement of children of both communities in education as well as inclusion of their parents in the school's activities.

#### M1.6

In each school, where Roma and Egyptian children were present, two hours per week support classes in higher grades (5-9) for children with learning difficulties including Roma and Egyptians were foreseen to be organized. The highest number for this indicator is reported from Tirana (243) and Elbasan (65).

#### M1.7

The instruction of the Ministry of Education and Sports, No. 21, dated August 8, 2014, "On increasing the attendance of pre-school education by Roma and Egyptian children" has its effects on increasing the involvement of children of both communities in education as well as inclusion of their parents in the school's activities.

#### M1.11

As per the geographic disaggregation of the beneficiaries for this indicators the following municipalities were reported: 26 cases were reported from Tirana Municipality from which 23 were supported with payment of the kindergarten fee and three of them benefited from social inclusion programs. 21 cases were reported from Municipality of Shkoder and 7 cases from municipality of Gjirokaster. The most of the municipalities report zero cases due to the fact that the kindergartens are close to residential centres.

#### M1.13

For year 2017, Municipality of Pogradec, reports 116 new Roma children beneficiaries. They benefitted from daily meals and food kits on holiday occasions. These were the ones belonging to "Amaro Tan -Ehehemia" Gateway school. Also, 42 young Roma children were reported by the municipality of Shkoder who received a daily meal specially for those children who attended "Salo Halili" and "Ajasem" schools. This process was coordinated by the Municipality of Shkoder. A considerable number (13) was reported by Municipality of Librazhd and (38) from Municipality of Vlore.

#### M1.14

For the implementation of this activity, school teachers have been required to perform additional working hours. Two hours per week, different seminars have been conducted by teachers after school hours in every school which were attended by Roma and Egyptian children. In addition to that uneducated Roma and Egyptian parents were present. They have learned how to write together with their children. The largest number of reported cases were in Berat, Shkoder, Fushe-Kruje, Shkozet, Tirana and Korce. The following were the main schools where Roma and Egyptians, over the age of 16, were enrolled in attending the part-time education program:

- Lidhja e Prizreni - Tirana
- Deshmoret e Prishtines - Shkoder
- Llambi Goxhomani - Berat
- Zoji Vangjeli Berat
- Adem Ngjeli - Fushe - Kruje

These schools are located in the areas with a large number of Roma and Egyptian communities. More Roma community members attended part-time education programs compare to Egyptian ones.

#### M2.1

30 teachers from Tirana, Durres, Shkodra and Berat were trained in management of multicultural classes, cooperation with parents from different cultural and socio-economic backgrounds, promotion of tolerance, intercultural and equality. With support of UNDP/ESERE Project, a training book and curricula on "Life Skills" and "Basic Literacy" was designed for adults, comprising four modules: basic literacy, basic numeracy, citizenship and vocational education orientation; and the instructor's manual, together with the curricula. Instructors/teachers were trained during May 2017 for two days using the above mentioned training materials.

#### M2.5

The following are the schools that have reported the highest number of intercultural activities organized: Vlore (81 schools); Tirane (45 schools); Kucove (15 schools); Berat (10 schools); Gjirokaster (15 schools); Korce (16 schools) etc. 140 schools are in urban areas and 106 are in rural ones. The rural areas schools were reported as follow::

- Grabian's unified secondary school. There is a high number of pupils in this community;
- Berat including the following villages : Morave , Duhanas, Lapardha

## M2.6

For this measure, the credits go also to the UNDP /ESSERE project which during 2017 has organized many activities which helped reduction of segregation in the education system.

Two models for inclusive education and desegregation, respectively, *a) Early part-time primary adult education and b) Schools as community centers*, are mainstreamed into public education system in Tirana, Durres, Shkodra and Berat by improving education outcome of more than 2300 Roma and Egyptian students. Efforts of desegregation in the education system and on adult education, through formal and informal learning on basic literacy and life skills are supported during 2017. "Avdyl Advia" school in Berat, a segregated school with mixed classes having only Roma pupils, was resolved successfully during 2017. Other cases of segregation in schools and classrooms reported in Shkodra were addressed through serious engagement by relevant authorities to reach balanced redistribution of pupils within primary education institutions.

## M3.3

A large number of children, who did not attend the pre-school and compulsory education systems, were identified particularly in Lushnje (43), Elbasan (25), Fier (10), Berat (18).

## M3.4

The social workers from Durres Municipality as well as the child protection team have conducted 120 visits to the community. Meanwhile, the Fier municipality team reports 500 visits and Lezha Municipality reports (165). Family's visits were conducted by the child protection and gender equality and domestic violence professionals. Shkodra Municipality reports 100 site visits. In this municipality the periodicity of the site visits was 2 times per week and were conducted co a team composed by the social worker, psychologist and cultural mediator representing the Roma community in this municipality.

## M3.5

The largest number of families, which were referred to social protection services or other sources of support for children that drop out of school, belong to the following Municipalities: Elbasan (30), Shkoder (16) Tirana (33). In the most cases, emigration and domestic violence were the reasons for dropping out of school.

## M4.1

The five reported cultural activities were organized in the following regions: Permet (1), Vlora (1) and Shkoder (2). Cultural activity organized in Vlore was part

of the activities organized in the framework of Cultural Diversity where an ethno-cultural fair was organized with the participation of pupils of the 9-year school Llakatund Vlora. Also the Ministry of Culture financially supported the International Folklore Festival "Permeti Multicultural". This event was supported by municipality of Përmet and the National Council of Music Institution. The International Folklore Festival, called "Permeti Multicultural", is the only cultural artistic activity which includes the folklore of minorities and ethnicities which coexist in Albania. It's Përmeti city selected for this reason due to a very special cultural diversity where the cultures of different ethnicities coexist and confront. During 2017, "Levizja Rinore Egjiptiane dhe Rome" has produced a documentary on the identity and culture of the Egyptian community in Albania, which was featured in the social media.

## **EMPLOYMENT AND VOCATIONAL EDUCATION AND TRAINING (VET)**

### **M1.1.**

During year 2017, five following employment promotion programmes were developed in four regions: Berat, Shkoder, Tirana and Durres with support of UNDP/ESERE Program: i) **the internship**, ii) **on the job training**, iii) **subsidized employment**, iv) **the combined scheme** and v) **income generation**. These programmes were accessed by 361 Roma and Egyptian community members. These have similar features with the active labour market measures applicable by the government. Five Roma and Egyptian employment mediators/coaches were hired, trained and placed within the National Employment Services. Introduction meetings of the employment promotion programmes were organised with local businesses of Tirana, Berat, Durres and Shkodra to present the employment promotion programmes. Following these meetings, at least one business from each region have applied in the promotion programmes and two of them have entered into a formal collaboration with employment promotion programs for the recruitment of R/E jobseekers.

For year 2017 Roma and Egyptian coaches and mediators were employed with support of UNDP / ESERE Porject, who worked closely in the field and placed within NES and Regional Employment Offices of Tirana, Durres, Shkodra and Berat respectively. Only these four regions identified **676 Roma and Egyptian unemployed individuals**. 182 unemployed persons were reported from Roma community and 494 from Egyptian community. For year 2017, 542 individuals from the jobseekers have been referred to potential local employers.

It results that **361** individuals from which **156** were female have been employed, out of which:



- a) 204 Roma and Egyptians have been employed under employment programme as following :
- 131 Roma and Egyptians through on the job training
  - 31 Roma and Egyptians through subsidized employment
  - 2 Roma and Egyptians through combination of on the job training and subsidized employment and
  - 40 Roma and Egyptians through internship programme
- b) 157 Roma and Egyptians have been employed through specialized mediation services, without any financial incentive.

In addition, 72 self-employment applicants of the income generation programme were found plausible from Tirana, Berat, Shkodra and Durrës and were subsequently trained during year 2017 on income generation and business development, contracted by ESERE project.

Eight (8) youth activism initiatives have been implemented by Roma and Egyptian youngsters during 2017, 2 in each municipality (Berat, Tirana, Durrës and Shkodër) . The initiatives were conceptualised by Roma and Egyptian community members and were implemented in close collaboration with the local government units in each municipality. They consisted in the creation of recreational areas made of recyclable materials, environment rehabilitation, cook book as well as arts and crafts activities. More than 100 youngsters were involved in the initiatives. The talent of the young people was promoted locally and the initiatives were implemented jointly with community residents of the area.

#### M1.2

268 Roma and Egyptian were involved in community work during year 2017 compared to 14 reported during year 2016. Data shows that 133 were female and 135 male. 131 were Roma and 137 Egyptians. The 2017 target was 17 Roma and Egyptians and the performance against target is very high. Significant figures for this indicator are reported by the municipalities of Tirana (60), Shkodra (67), Cërrik (60) and Delvine (45).

#### M1.3

The following are the regions reported where the largest number of Roma and Egyptians individuals were employed, once they have finished the vocational training courses: Durrës (18), Tirane (25), Vlorë (18). 2017 it's the first year that regional employment offices are able to collect data for this indicator and therefore report them through the electronic ROMALB system.

#### M1.5

Out of 842 Roma reported, 204 were reported by Regional Employment Directorates (EPP), 333 were reported from Vocational Education, 67 were reported from Vocational Courses and 238 were reported by UNDP ESERE Project. There are two factors led toward the high number of members of both communities during year 2017 enrolled in a VET or employment promotional program:

- The economic aid reform based on which the Roma and Egyptian families have had priority over the involvement of their members in these programs. There is an upward trend for 2018.
- 2. Intervention of the UNDP/ESERE project in four piloted areas.

The 2017 target was 175 Roma and Egyptians to be enrolled in a VET or Employment promotion program and therefore the performance against target is 252 percent.

The following is the disaggregation of figures reported by state institutions

RED of: Tirana (64), Vlore (35), Korce (44), Durres (53).

RED in national level

Roma	Romani Women
204	101
Roma	Egyptian
46	158
Urban	Rural
199	5

Vocational Education

Roma	Romani Women
333	110
Roma	Egyptian
73	260
Urban	Rural
313	20

Vocational Training Courses

Roma	Romani Women
67	32
Roma	Egyptian

27	50
Urban	Rural
67	0

Reported by UNDP/ ESERE program

Roma	Romani Women
238	65
VET	PNP
80	158

193 Roma (Roma and Egyptian) have successfully finished a VET program on employment promotion during year 2017 against 22 reported for year 2016. During 2016, there was a high rate of abandonment of vocational courses although there were a considerable number of members of both communities who started professional courses. Based on the lessons learned during year 2016, such a lack of collaboration between NES and RED, during year 2017 it was organized a national wide awareness campaign for vocational Training programs which contributed to the increasing of interest Roma and Egyptian community members for participation and consequently for finishing the vocational training programs. An additional reason is that the international labour market spurred growth in the number of participants in vocational training courses aimed at employment in Germany.

Large number is reported from RED Korce (42), RED Tirane (64), RED Durres (39) and RED Vlore (15).

Data reported by UNDP/ESERE program shows that all are from Egyptian community and are reported from Shkodra.

The 2017 target was 100 Roma and Egyptians successfully completed a VET or Employment promotion program. Currently achieved is reported 163 and the performance against target is **161 percent**.

### M2.3

In Gjirokastra Municipality, it was reported that there is a special market only for Roma community in which 24 dealers of this community sell their goods. 62 designated and equipped outdoor market spaces were reported from Durres Municipality and 70 from Cerrik Municipality.

### M2.10

The total beneficiaries are disaggregated by regions as follow: 14 beneficiaries from Tirana (all male applicants), 7 from Berat (2Male and 5 Female), 3 from Shkodra (1Male and 2 Female) and 10 from Durres (8Male and 2 Female). Until December 2017, it was provided financing and support for the following winning business plans:

- One business from Berat in the marble processing sector, has already received the assets underlined in the business plans: a stone cutter and marble material provide by the Project up to an amount of EUR 2,107;
- One hairdresser from Shkodra has already its shop reconstructed with new furniture and repairs, as well as working tools, with a total about EUR 1,857;
- Three hairdressers from Durres have already received working tools for their business;
- One bakery from Berat has started the repairment of the shop with a budget of EUR 1,821.

Besides that, 11 Tirana's female applicants have applied and are pre-selected for the first phase (training of best applicants) by the Women Entrepreneurship Programme - a common programme of ESERE Project and Tirana Municipality, which combines financing to grant up to EUR 3,571/each business plan. More women applicants will be granted financial support separately from the ESERE Project throughout 2018.

### M.3.3

Provided the reluctance and lack of trust of employers toward Roma and Egyptians and vice versa, four employment mediators were identified, trained and employed to liaise between the unemployed in the targeted communities and the National Employment Service as well as facilitate the implementation of the employment promotion measures.

By working within NES, in close relationship with the donors the Ministry of Health and Social Protection, as well as other partners, the Mediators assisted as follow: (1) advising to the Regional Directory of Employment (RDE) on significant skills, employment and entrepreneurship issues for Roma and Egyptians; and (2) identifying and supporting Roma and Egyptians enrolment and success competition of basic literacy/ life skills training, employment promotion measures such as: OJT, income generation, subsidized employment etc. and vocational education opportunities; and (3) serving as a communication bridge between the Regional Employment Offices and the donor for achieving a common goal, that is increasing employment among Roma and Egyptian communities in these four regions.

### M3.5

During 2017, with donor support a Grant Agreement was signed with Roma Women Rights Center from October 17, 2016 until August 2017, aiming to improve the education level and employment prospects for 40 young Roma/Egyptians adults aged 16-35 who have not completed formal lower primary education in Berat, Shkoder through facilitation of access in adult education program, provision of tutoring, advocacy and support to the Ministry of Education Youth and Sports in improving and consolidating the adult education program considering Roma adult

students' needs. Based on successful results achieved and numerous request received from Roma and Egyptian adults the project has extended the grant agreement with Roma Women Rights Center for one more year until June 30, 2018. More data for this measure will be reported during year 2018

During 2017 with support of donors **40 interns**, 12 Male and 28 Female, have started an internship in accordance with their study profiles that include:

- 10 interns in several private entities, including in a magazine, law office, project implementation office and IT services of a private university, recycling company, design company, catering company, veterinary hospital;
- 13 interns at four different Social Care Institutions of the National Social Service in Tirana and Durres: 3 female in the Elderly House in Tirana and 1 Female replacement, 5 (3 Male and 2 Female in the National Emergency Transitory Centre in Tirana, 2 females in the National Centre for the Treatment Domestic Violence Victims in Kamez but 1 was dismissed due to poor performance, and 1 Female in the Residential Development Centre for Disabled Persons in Durres and 1 Female replacement;
- 1 female intern in the Probation Service in Tirana;
- 4 interns in Berat Regional Education Directory;
- 2 interns in Berat Municipality;
- 6 interns in Durres Municipality;
- 1 interns in the Shkodra Regional Hospital;
- 1 interns at the Library of the Luigj Gurakuqi University of Shkodra;

The one year internship scheme was terminated in November 2017 for **35 interns**. The internship experience has produced immediate successful results with 8 interns placed in full-time jobs as follows; **2 interns** have found a job in the health care system where they were conducting the internship: from a midwife intern at the Regional Hospital in Shkodra, she was employed in September 2017 as a full time midwife; and from a doctor intern at the Elderly House in Tirana, she was employed as a full time doctor at the Regional Hospital in Lushnja in June 2017;

- **2 nurse interns** were granted an internship extension at the Elderly House in Tirana until March 2018 with the insistence of the director of this institution due to their high work performance and integration;
- **1 IT intern** from Tirana found a full-time job abroad, in Spain, in September 2017, thanks also to her internship experience;
- **1 psychologist intern** from Durres found a full-time job abroad as a teacher and psychologist for children with disabilities, in Saudi Arabia, in May 2017.
- **1 finance intern** from Tirana received a contract extension until March 2018 to assist ESERE's implementing partner of the Internship Scheme, Roma Versitas Albania, as a finance coordinator of the internship scheme;

- **1 office administration intern** received a full-time job offer from December 2017 at the company Green Recycling where she was conducting the internship.

## HEALTH

### M1.2

The new health center creates the possibility of sustainable and equal access to the use of primary health care services, and in particular the improvement of the quality of preventive, curative and informative services for pregnant women and children. The new health center built in the Allias area, is equipped with all medical equipment and in compliance with all the standards set by the Ministry of Health. It will be in the service of about 10,000 residents in this area, where 2500 of them are children of the age group 0-14 years old.

### M1.5

High figure reported for year 2017 for this measure is result of the emigration process of Roma and Egyptians and the impact of UNDP/ESERE project's intervention in four regions (Berat, Shkoder, Tirane and Durrës)

### M1.6

With support of UNDP ESERE Project, seventeen (17) local public information events and activities have been organised in the municipalities of Berat, Shkodra and Durrës for supporting access of Roma and Egyptian families to basic services, with a special focus on information and mediation on health and other issues. 6 health outreach programmes were implemented on basic care and personal hygiene, TBC, breast cancer, family planning and vaccination.

300 Roma and Egyptian mothers was the year 2017 target and performance against target is 680%. The high performance for 2017 is a result of the work done by health personnel through out country to encourage Roma and Egyptian mothers to deliver the baby at the health public institutions, and therefore to benefit from material packages for baby & maternal care for the first three months of life, for those who deliver the baby at the hospital.

### M2.1

During 2017, the Regional Health Directorates conducted awareness-raising and information activities with participation of Roma and Egyptian community members, elderly group, the young people etc. The topics discussed were leaded by the promotional calendar adopted by the Public Health Institute. The information delivered was focused on the chronic diseases, reproductive health,

HIV / AIDS, breast cancer, sun protection, flu, healthy nutrition, development and promotion of children.

For a greater involvement of communities and dissemination of information, Public Health Directorates have co-operated with the Women's Health Centers, Education Directorates, local media and various Roma and Egyptian associations and NGOs.

Large number was reported from Public Health Directorate of Fier (4435), Berat (115) , Devolli (90), Gjirokaster (309); Kavaja (892), Kruje (320), Lushnje (815); Lezhe (152) , Mat (400) , Tirane (424).

2004 visits are conducted by doctors to informal Roma settlements against 959 reported during year 2016. Large number of visits were reported by Health centers of Gjirokaster (150) Tirane (803), Gramsh (76) , Berat (40) etc. The target for 2017 was 200 and the performance against target was 1000 percent.

The Health Minister Order No. 28 released on January 2016 "On Referral System and Public Health Service Tariffs", defines the steps for the implementation of the referral system and tariffs in the public health service. Starting from January 27, 2016, all persons who do not pay health insurance, benefit from free visits to their family doctor. This order has also included the members of Roma and Egyptian communities which affected to an increase of all health services provided to both communities.

## **CIVIL REGISTRATION**

### **M1.2**

The General Directorate of Civil Registration, in cooperation with state bodies and non-governmental organization operating in the field of human rights and especially children, in continuity with its obligations deriving from the action plan, during 2017 held meetings throughout the territory of Albania with participation of Roma and Egyptian community members, in order to identify cases of unregistered children and then treat them until the final solution.

According to the data reported from the governmental institutions and Ministry of Interior, 391 Roma and Egyptian born children were identified as unregistered. Data shows that 191 were female and 200 male; 210 were Roma and 181 were Egyptians.

In addition to that, a pilot Model of Integrated Community Based Social Services (ICBSS) was developed. This pilot program has as an overall objective ensuring for Roma and Egyptians a better access as well as improved and sustainable public services at the local level. The model provides a summary of core services and

guidelines for designing, delivering and evaluating community based services by local governments

The ICBSS model was piloted since April 2017 in four multifunctional community centres in Tirana, Durres, Berat and Shkodra in partnership with respective municipalities. Among other benefits, Roma and Egyptian community members benefitted from the civil registration. As a result **36 children were registered**. From which 23 are female and 13 are male.

#### M1.4

Year 2017 target for this indicator was 140 free legalization procedures provided by the Albanian consulates for Roma and Egyptians not born in Albania and performance against 2017 is 167%. All fees were covered by a local organization, TLAS, Tirana Legal Aid Society, NGO which offers free legal aid services for the most marginalized children and individuals. 50 Euro were the document legalization (certification) fees charged by Albanian consulates and necessary for civil registration.

#### M1.6

By the end of year 2017, MoJ and State Commission for Legal Aid as responsible institutions and with donor's support established 4 Legal clinics in courts of Tirana, Durres, Lezhe, and Fier implemented by the local NGOs such as Albanian Disability Rights Foundation (Fier); Respublica (Tirana), TLAS (Lezhe ) and Center for Legal and Civic Initiatives (Durres). These clinics are contributing to improve access to legal aid for the citizens in general but including also Roma and Egyptians community members.

#### M1.7

There is no data reported from the governmental institutions regarding the number of Roma and Egyptians receiving free legal aid for judicial proceedings that relate to civil registration. The 2017 target for this indicator was 163 Roma and Egyptians. The MoJ and State Commission for Legal Aid are the responsible institutions.

Although 4 new legal clinics have been established at the end of 2017 the data of beneficiaries from both communities will be available during year 2018.

#### M1.8

Training programs were conducted in all twelve regions. These training programs were attended by heads of regional and local offices that have the obligation of transmitting information for other members within their offices. Data shows that 211 participants were female and 110 male. These trainings and meetings held with support of UNHCR contributed to the identification of a large number of



unregistered cases being ascertained and resolved. The 2017 target for this indicator was 525 and the performance against target is 61 percent.

#### M2.2

12 training programs were conducted in 12 Albanian Qarku with participation of members of Anti-trafficking Regional Committees and technical groups and Civil Society organizations. IOM supported Mol through providing logistic support for organizing of these training programs.

### **SOCIAL PROTECTION**

#### M1.2

The following are the municipalities where the mobile teams functioned during year 2017: Shkodra (5), Tirana (15), Durrës (4), Fier (1), Vlorë (9), Elbasan (7), Librazhd (2), Mirditë (2), Sarandë (1), Tepelene (1).

#### M1.3

Due to many awareness raising activities carried out during previous year (2016) which were targeted to Roma and Egyptian communities about the issues related to trafficking of human, it brought an improved situation in 2017 with regard to the trafficking of human being phenomena and consequently a reduction of number of VoT cases identified in the field. 2 Roma and Egyptian victims of human trafficking benefitted from the social protection program with payments in cash and social services to individuals and the family during year 2017. Data shows that 1 was Roma in Shkoder and 1 was Egyptian from Lezha. The other Regional Social Service Departments reported that no victim of trafficking case was identified in the other regions. The 2017 target for this indicator was 4 and the performance against target is 50 percent. A factor that has led to the reduction of the number of VoTs supported by additional economic aid is the decrease in the number of cases as a result of community awareness about this phenomenon during 2016.

#### M1.5

39 MoUs between local government units and NGOs that have provided community services were signed during year 2019. The 2017 target for this indicator was 20 MoUs and the performance against target is exceeded in the level of **185 percent**. The local governance unit that signed an MoU with NGOs are as follow:

Municipality of Durrës 6 MoUs

Municipality of Elbasan 2 MoUs

Municipality of Erseke 1 MoU

Municipality of Fier 5 MoUs

Municipality of Gjirokastër 3 MoUs. These MoUs are signed with the Roma Activa Albania, Save the Children and Nehemia Foundation.

Municipality of Lezhë 8 MoUs. These MoUs are signed with "Terre des hommes" , Red Cross, Shenjta Mari, World Vision, Opera Life, Malteser, Help for Children, Jousue Foundation.

Municipality of Librazhd MoUs

Municipality of Pogradec 2 MoUs

Municipality of Tirana 6 MoUs. These MoUs are signed with Romani Baxt Organization, Tek Ura, Arsis, Terre des homes, TLAS and Center for the human rights in democracy.

26 Roma and Egyptian organizations were licensed and/or having MoUs with local government units for the provision of community services during year 2017. Data shows that 20 organizations were Roma and 6 Egyptian. The 2017 target for this indicator was 10 licensed organizations and the performance against target is 260 percent. For year 2017 against 30 percent for year 2016.

Donors in partnership with MoHSP has developed a Pilot Model of Integrated Community Based Social Services (ICBSS) based on the needs assessment, aiming at enabling local governments units to facilitate access of Roma and Egyptian communities to public and social services. Starting from 2017, the ICBSS model is being implemented in four multifunctional community centers in partnership with municipalities of Tirana, Berat, Shkodra and Durres.

#### M1.8

An important factor that lead to a very high performance of this indicator against 2017 target is that in the 2017 report, the data from non-public residential centers are included. Data shows that 414 Roma and Egyptian benefited from the public residential centers. 1,493 Roma and Egyptians benefited from the non-residential centers; 105 Roma and Egyptians benefited from the daily youth centers.

Two following limitations need to be considered for this indicator as well: a. it's very difficult to track Roma and Egyptian beneficiaries from the non-public centers and b. one individual can enter more than once in a center during a year that makes the latter to be counted more than once.

The beneficiaries were located in the residential centres of Vlore , Shkoder, Korce, Berat, Durres, Elbasan, Fier, Gjirokaster, Tirana and Lezhe. The MoHSP is the responsible implementing institution

#### M1.10

There is an increase of the attendance of the compulsory education for Roma and Egyptian children for year 2017 (779 more children) compare to only 120 children reported in 2016. Two reasons led to that increase: i) more members from Egyptian community attended the school; ii) improvement of the quality of the data gathering and reporting through the new electronic system of the economic aid which helps to provide a clearer picture of the situation including better data for specific indicators including this one.

#### M1.11

273 Roma and Egyptians children regularly went to nurseries during year 2017 compare to 43 children reported for year 2016. A large number of children are reported from Durresi municipality (133), Elbasani (12), Lezhe (14), Delvine (5) , Gjirokaster (4), Kucove (4), Kukes (3) , Pogradec (4), Rrogozhine (1) , Shkoder (6), Tirane (84) , Vlore (3)

#### M1.14

48 community centres were established and continue to be operational during year 2017 compared to 4 community centres reported during year 2016. The following are the municipalities which have reported the "centers":

1 in Municipality of Cerrik - "Qendra Balonat";

Durres (8) ; Elbasan (2); Fier (2) - Community Center in Drize and Levan; Lezhe (14); Librazhd (1) ; Mirdite (1) Center "Emil Caritas" ; Polican (1) "Dotore " center; Shkoder (8); Tepelene (1); Tirane (4) ; Vlore (2) .

#### M2.1

The following are the municipalities which have reported the number of social administrators trained:

Cerrik (21); Delvine (1); Durres (4); Fier (16); Himare (1); Kamez (2); Kucove (1); Lezhe (2); Librazhd (5) Mirdite (2) ; Pogradec (2) ; Polican (1) ;Shkoder (3) ; Tepelene (3) ; Tirane (10) ; Ura Vajgurore (2); Vlore (9) and Vore (1). The responsible authority are the LGUs.

#### M2.2

The electronic system of economic aid contributed on improving of statistics for this indicator and has therefore helped to have a closer overview of the real numbers of Roma and Egyptian beneficiaries from the economic aid scheme. This is also why the 2017 figure is much higher compared to 2016, where the electronic system of economic aid had not yet started its operation. This measure is implemented by the municipalities and thus the indicator is reported by these entities. The following are the data reported from each of municipality:

Tirana (333); Ura Vajgurore (5); Cerrik (153); Elbasan (332); Kamez (20) ; Kucove (2); Lezhe (150) ; Librazhd (25).

Data shows that 724 families were from Roma community and 300 were from Egyptian community.

#### M.2.3

The following is the data reported by Regional Social Service Departments:

Elbasan (6,435); Korce (49); Shkoder (44); Tirane (5,571);

Female : 6,743; Male 5,356

Urbane : 10,151- Rural 1,948

Roma : 7,250 - Egyptian 4,849

From the above data it seems that for year 2017 the consolidated figures came from the pilot regions. It is foreseen that for year 2018, data for this measure will be better as a result of the expansion of the system in all Regional Social Service offices.

#### M2.5

The following are the municipalities which have reported the number of Roma and Egyptians who were included in reintegration programs:

Municipality of Tirana (37 Roma and Egyptians); Shkoder (274 Roma and Egyptians); Librazhd (6 Roma and Egyptians); Lezhe (74 Roma and Egyptians); Fier (112 Roma and Egyptians); Elbasan (47 Roma and Egyptians); Durrës (2 Roma and Egyptians); Cërrik (2 Roma and Egyptians).

There is a high number of beneficiaries reported by Shkodra municipality (274), which in collaboration with a local NGO named ARSIS, have provided reintegration services for members of both Roma and Egyptian communities at Community Centre for Family No. 4.

## **POLICY, MONITORING AND ASSESMENT**

### **M1.2**

- On 08.06.2017, a meeting was held between the Ministry of Health and Social Protection and IRCA in order to promote the education and social inclusion of the Roma community to co-operate in co-ordination for the development of practices for Roma students of the faculty of law and science social.
- The former Ministry of Social Welfare and Youth and the National Youth Service on 17.07.2017 announced the third call for the National Labor Law Program in the state administration and other public institutions. To this end, an informative meeting was held on 01.08.2017 with all Roma and Egyptian organizations to promote the participation of Roma and Egyptian communities.
- The Former Ministry of Social Welfare and Youth in cooperation with the Regional Cooperation Council(RCC) organized a Public Dialogue on 23 May 2017 at Hotel Plaza in Tirana to discuss national policies and priorities for the integration of Roma and Egyptians and to propose concrete measures for the handling of priorities and the budget.

This Public Dialogue was developed in the form of a forum, focusing on the first report of the 2016-2020 National Action Plan for the Integration of Roma and Egyptians 2016-2020, including the five key areas, education, employment, social protection, housing and health, achievements and relevant challenges. This dialogue brought together about 50 participants from all line ministries, civil society organizations, municipalities and academics.

- Within the framework of the Roma Integration 2020 project a seminar on budgeting of Roma national policies was organized in Tirana. This workshop was organized in cooperation with the former Ministry of Social Welfare and Youth. This workshop intended to help governments effectively integrate measures from existing national strategies, including sectoral policies (strategies, action plans) into the IPA's internal budget and financial planning.
- Participants in this workshop were about 20 from all line ministries responsible for five priority areas (employment, education, health, education, civil registration and housing) and two representatives from the Municipality of Tirana.

### **M1.3**

- On 09.05.2017 was held a meeting with all focal points of the line ministry in order to discuss the Draft Monitoring Report 2020 for 2016.  
Participants in this meeting were focal points from the Ministry of Urban Development, Ministry of Finance, Ministry of Internal Affairs, Ministry of Social Welfare and Youth, Directorate of Employment and Vocational Education as well as expert for Albania to work in close cooperation with points focal points and partners from various institutions responsible for finalizing the 2016 report.
- On 27.04.2017 was held the meeting of the Thematic Group on Social Inclusion and Equality where the first report for 2016 of NAPIRE was presented.

#### M1.8

- On January 17, 2018, the Ministry of Health and Social Protection held a meeting with focal points of line ministries and municipalities to generate progress report for 2017. The purpose of the meeting was to discuss and monitor the electronic RomAlb system for collecting information about PVIRE indicators and reporting them at central and local level. Participants in this meeting were the 33 focal points of line ministries, municipalities, representatives from UNDP and experts who assist during the reporting process.
- On January 29, 2018, the Ministry of Health and Social Protection in cooperation with UNDP organized "Task Training on Using the RomAlb Electronic System". This training was attended by 33 focal points, who are new users of the system, from the Directorates of Public Health, Regional Employment Directorates, Municipalities, Regional Cultural Directorates as well as Education Offices and Regional Education Directorates.
- On February 8, 2018, the Ministry of Health and Social Protection in cooperation with UNDP organized "On-the-job training on the use of the electronic RomAlb system" with 11 focal points that are new users of the system, from the Directorates of Public Health, Regional Directorates the Municipalities, and the Regional Directorate of Culture.
-